

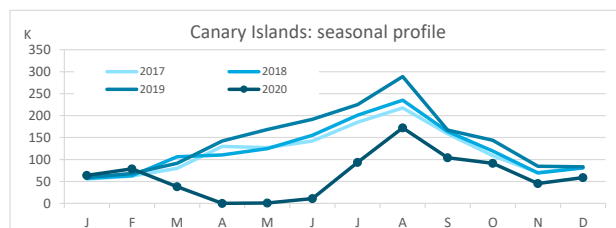
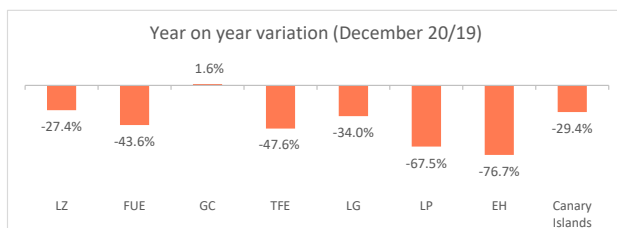
Domestic tourism

December 2020



Canary Islands residents staying in tourist accommodation by island of stay

	Lanzarote	Fuerteventura	Gran Canaria	Tenerife	La Gomera	La Palma	El Hierro	Canary Islands
December 2019	6,679	6,896	28,320	32,868	4,197	3,716	807	83,483
December 2020	4,852	3,886	28,775	17,234	2,771	1,207	188	58,913
% residents in the island	22.3%	41.9%	54.2%	15.4%	59.5%	32.6%	0.0%	100%
Change, 20-19	-1,827	-3,010	455	-15,634	-1,426	-2,509	-619	-24,570
Change, % 20-19	-27.4%	-43.6%	1.6%	-47.6%	-34.0%	-67.5%	-76.7%	-29.4%



Canary Islands residents staying in tourist accommodation by island of residence and island of stay

		ISLAND OF STAY							CANARY ISLANDS
		Lanzarote	Fuerteventura	Gran Canaria	Tenerife	La Gomera	La Palma	El Hierro	
ISLAND OF RESIDENCE	Lanzarote	1,080	160	4,670	596	0	18	0	6,524
	Fuerteventura	772	1,627	2,453	88	0	29	0	4,969
	Gran Canaria	2,258	1,475	15,599	2,543	339	327	2	22,543
	Tenerife	542	230	2,656	9,341	775	355	186	14,085
	La Gomera	0	0	1,366	450	1,648	57	0	3,521
	La Palma	200	394	1,916	4,030	9	393	0	6,942
	El Hierro	0	0	115	186	0	28	0	329
	CANARY ISLANDS	4,852	3,886	28,775	17,234	2,771	1,207	188	58,913

Year on year variation: December 2020/2019

		ISLAND OF STAY							CANARY ISLANDS
		Lanzarote	Fuerteventura	Gran Canaria	Tenerife	La Gomera	La Palma	El Hierro	
ISLAND OF RESIDENCE	Lanzarote	-17.7%	52.4%	113.2%	69.8%	--	-80.9%	--	61.0%
	Fuerteventura	-4.1%	-34.0%	146.8%	-51.1%	-100.0%	11.5%	-100.0%	10.3%
	Gran Canaria	-30.2%	-39.4%	-7.7%	-49.2%	202.7%	-69.2%	-97.7%	-21.9%
	Tenerife	-26.8%	-83.8%	-51.1%	-55.8%	-80.5%	-69.9%	-49.6%	-58.9%
	La Gomera	--	--	3.8%	-60.5%	2288.4%	90.0%	--	37.9%
	La Palma	-64.7%	8.8%	29.3%	-14.4%	-10.0%	-69.7%	-100.0%	-18.5%
	El Hierro	-100.0%	-100.0%	--	-50.1%	--	7.7%	-100.0%	-57.8%
	CANARY ISLANDS	-27.4%	-43.6%	1.6%	-47.6%	-34.0%	-67.5%	-76.7%	-29.4%

Canary Islands residents travelling to other islands (residents of each island are excluded)

	Lanzarote	Fuerteventura	Gran Canaria	Tenerife	La Gomera	La Palma	El Hierro	CANARY ISLANDS
Outbound tourism	5,444	3,342	6,944	4,744	1,873	6,549	329	29,225
Year on year variation (%)	98.7%	63.9%	-41.8%	-63.8%	-24.6%	-9.2%	-37.8%	-27.1%
Inbound tourism	3,772	2,259	13,176	7,893	1,123	814	188	29,225
Year on year variation (%)	-29.7%	-49.0%	15.4%	-32.9%	-72.8%	-66.3%	-66.2%	-27.1%
Net balance	-1,672	-1,083	6,232	3,149	-750	-5,735	-141	0

Distribution by island of residence

		ISLAND OF STAY							CANARY ISLANDS
		Lanzarote	Fuerteventura	Gran Canaria	Tenerife	La Gomera	La Palma	El Hierro	
ISLAND OF RESIDENCE	Lanzarote	22.3%	4.1%	16.2%	3.5%	0.0%	1.5%	0.0%	11.1%
	Fuerteventura	15.9%	41.9%	8.5%	0.5%	0.0%	2.4%	0.0%	8.4%
	Gran Canaria	46.5%	38.0%	54.2%	14.8%	12.2%	27.1%	1.1%	38.3%
	Tenerife	11.2%	5.9%	9.2%	54.2%	28.0%	29.4%	98.9%	23.9%
	La Gomera	0.0%	0.0%	4.7%	2.6%	59.5%	4.7%	0.0%	6.0%
	La Palma	4.1%	10.1%	6.7%	23.4%	0.3%	32.6%	0.0%	11.8%
	El Hierro	0.0%	0.0%	0.4%	1.1%	0.0%	2.3%	0.0%	0.6%
	CANARY ISLANDS	100%	100%	100%	100%	100%	100%	100%	100%

Distribution by island of stay

		ISLAND OF STAY							CANARY ISLANDS
		Lanzarote	Fuerteventura	Gran Canaria	Tenerife	La Gomera	La Palma	El Hierro	
ISLAND OF RESIDENCE	Lanzarote	16.6%	2.5%	71.6%	9.1%	0.0%	0.3%	0.0%	100%
	Fuerteventura	15.5%	32.7%	49.4%	1.8%	0.0%	0.6%	0.0%	100%
	Gran Canaria	10.0%	6.5%	69.2%	11.3%	1.5%	1.5%	0.0%	100%
	Tenerife	3.8%	1.6%	18.9%	66.3%	5.5%	2.5%	1.3%	100%
	La Gomera	0.0%	0.0%	38.8%	12.8%	46.8%	1.6%	0.0%	100%
	La Palma	2.9%	5.7%	27.6%	58.1%	0.1%	5.7%	0.0%	100%
	El Hierro	0.0%	0.0%	35.0%	56.5%	0.0%	8.5%	0.0%	100%
	CANARY ISLANDS	8.2%	6.6%	48.8%	29.3%	4.7%	2.0%	0.3%	100%

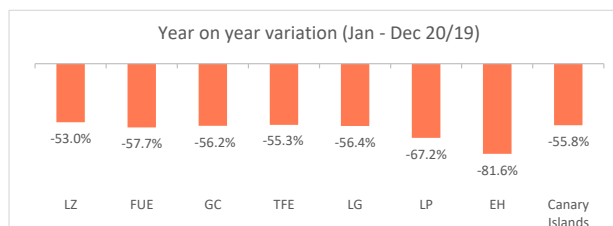
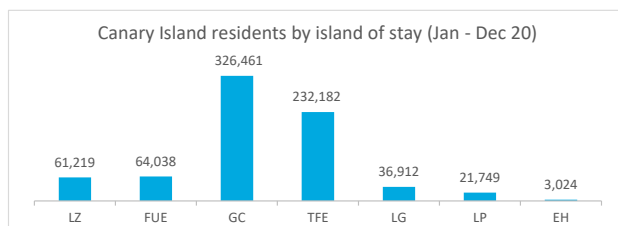
Domestic tourism

January - December 2020



Canary Islands residents staying in tourist accommodation by island of stay

	Lanzarote	Fuerteventura	Gran Canaria	Tenerife	La Gomera	La Palma	El Hierro	Canary Islands
Jan-Dec 2019	130,282	151,317	744,702	519,935	84,567	66,407	16,394	1,713,604
Jan-Dec 2020	61,219	64,038	326,461	232,182	36,912	21,749	3,024	757,729
% tourist of the island	27.5%	43.5%	69.1%	19.3%	6.6%	30.3%	3.7%	100%
Change, 20-19	-69,063	-87,279	-418,241	-287,753	-47,655	-44,658	-13,370	-955,875
Change, % 20-19	-53.0%	-57.7%	-56.2%	-55.3%	-56.4%	-67.2%	-81.6%	-55.8%



Canary Islands residents staying in tourist accommodation by island of residence and island of stay

ISLAND OF RESIDENCE	ISLAND OF STAY								CANARY ISLANDS
	Lanzarote	Fuerteventura	Gran Canaria	Tenerife	La Gomera	La Palma	El Hierro		
Lanzarote	16,816	3,415	16,857	4,307	64	505	0		42,775
Fuerteventura	7,835	27,856	19,056	2,290	187	820	11		58,444
Gran Canaria	23,044	12,237	225,568	23,535	2,873	4,913	789		297,622
Tenerife	9,180	14,693	44,727	163,021	30,725	7,640	1,608		276,343
La Gomera	37	533	6,802	5,332	2,433	462	32		15,829
La Palma	4,190	5,169	12,756	28,246	578	6,591	471		58,959
El Hierro	117	135	695	5,451	52	818	113		7,559
CANARY ISLANDS	61,219	64,038	326,461	232,182	36,912	21,749	3,024		757,729

Year on year variation: January - December 2020/2019

ISLAND OF RESIDENCE	ISLAND OF STAY								CANARY ISLANDS
	Lanzarote	Fuerteventura	Gran Canaria	Tenerife	La Gomera	La Palma	El Hierro		
Lanzarote	-58.1%	-58.1%	-72.5%	-31.6%	-31.9%	-88.8%	-100.0%		-64.5%
Fuerteventura	-10.5%	13.1%	-72.5%	-66.4%	85.1%	-53.5%	-93.3%		-47.6%
Gran Canaria	-47.8%	-82.9%	-47.7%	-64.5%	-16.4%	-46.4%	-63.4%		-52.7%
Tenerife	-61.1%	-59.0%	-64.6%	-51.9%	-60.8%	-65.1%	-85.6%		-56.6%
La Gomera	-91.5%	323.0%	-72.9%	-68.4%	43.0%	-71.8%	-86.8%		-65.7%
La Palma	-67.6%	-46.2%	-49.2%	-58.8%	-23.2%	-75.7%	-40.2%		-59.3%
El Hierro	-57.0%	-89.9%	-88.2%	-65.5%	-67.9%	158.9%	-93.5%		-70.4%
CANARY ISLANDS	-53.0%	-57.7%	-56.2%	-55.3%	-56.4%	-67.2%	-81.6%		-55.8%

Canary Islands residents travelling to other islands (residents of each island are excluded)

	Lanzarote	Fuerteventura	Gran Canaria	Tenerife	La Gomera	La Palma	El Hierro	Canary Islands
Outbound tourism	25,959	30,588	72,054	113,322	13,396	52,368	7,446	315,133
Year on year variation (%)	-67.7%	-64.8%	-63.4%	-61.9%	-69.8%	-55.6%	-68.7%	-62.8%
Inbound tourism	44,403	36,182	100,893	69,161	34,479	15,158	2,911	303,187
Year on year variation (%)	-50.7%	-71.4%	-67.8%	-61.7%	-58.4%	-61.4%	-80.1%	-64.2%
Net balance	18,444	5,594	28,839	-44,161	21,083	-37,210	-4,535	-11,946

Distribution by island of residence

ISLAND OF RESIDENCE	ISLAND OF STAY								CANARY ISLANDS
	Lanzarote	Fuerteventura	Gran Canaria	Tenerife	La Gomera	La Palma	El Hierro		
Lanzarote	27.5%	5.3%	5.2%	1.9%	0.2%	2.3%	0.0%		5.6%
Fuerteventura	12.8%	43.5%	5.8%	1.0%	0.5%	3.8%	0.4%		7.7%
Gran Canaria	37.6%	19.1%	69.1%	10.1%	7.8%	22.6%	26.1%		39.3%
Tenerife	15.0%	22.9%	13.7%	70.2%	83.2%	35.1%	53.2%		36.5%
La Gomera	0.1%	0.8%	2.1%	2.3%	6.6%	2.1%	1.1%		2.1%
La Palma	6.8%	8.1%	3.9%	12.2%	1.6%	30.3%	15.6%		7.8%
El Hierro	0.2%	0.2%	0.2%	2.3%	0.1%	3.8%	3.7%		1.0%
CANARY ISLANDS	100%	100%	100%	100%	100%	100%	100%		100%

Distribution by island of stay

ISLAND OF RESIDENCE	ISLAND OF STAY								CANARY ISLANDS
	Lanzarote	Fuerteventura	Gran Canaria	Tenerife	La Gomera	La Palma	El Hierro		
Lanzarote	39.3%	8.0%	39.4%	10.1%	0.1%	1.2%	0.0%		100%
Fuerteventura	13.4%	47.7%	32.6%	3.9%	0.3%	1.4%	0.0%		100%
Gran Canaria	7.7%	4.1%	75.8%	7.9%	1.0%	1.7%	0.3%		100%
Tenerife	3.3%	5.3%	16.2%	59.0%	11.1%	2.8%	0.6%		100%
La Gomera	0.2%	3.4%	43.0%	33.7%	15.4%	2.9%	0.2%		100%
La Palma	7.1%	8.8%	21.6%	47.9%	1.0%	11.2%	0.8%		100%
El Hierro	1.5%	1.8%	9.2%	72.1%	0.7%	10.8%	1.5%		100%
CANARY ISLANDS	8.1%	8.5%	43.1%	30.6%	4.9%	2.9%	0.4%		100%