

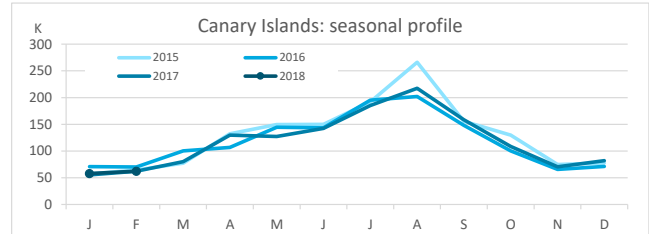
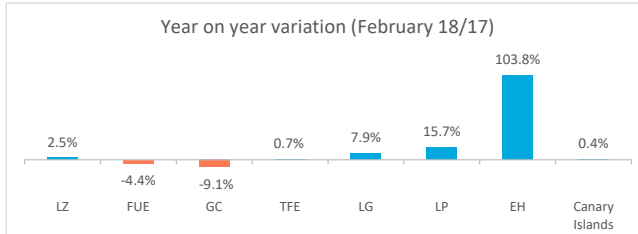
Domestic tourism

February 2018



Canary Islands residents staying in tourist accommodation by island of stay

	Lanzarote	Fuerteventura	Gran Canaria	Tenerife	La Gomera	La Palma	El Hierro	Canary Islands
February 2017	6,767	5,856	18,313	22,733	3,226	4,303	865	62,063
February 2018	6,935	5,601	16,649	22,892	3,481	4,980	1,763	62,301
% residents in the island	49.8%	45.7%	64.5%	17.9%	52.7%	31.5%	0.0%	100%
Change, 18-17	168	-255	-1,664	159	255	677	898	238
Change, % 18-17	2.5%	-4.4%	-9.1%	0.7%	7.9%	15.7%	103.8%	0.4%



Canary Islands residents staying in tourist accommodation by island of residence and island of stay

ISLAND OF RESIDENCE	ISLAND OF STAY								CANARY ISLANDS
	Lanzarote	Fuerteventura	Gran Canaria	Tenerife	La Gomera	La Palma	El Hierro		
Lanzarote	3,455	298	633	499	5	406	25	5,321	
Fuerteventura	458	2,557	446	215	0	868	0	4,544	
Gran Canaria	2,351	2,000	10,733	7,161	157	587	214	23,203	
Tenerife	607	746	4,095	10,069	1,382	1,363	1,511	19,773	
La Gomera	0	0	0	1,751	1,836	177	0	3,764	
La Palma	64	0	738	2,886	74	1,571	13	5,346	
El Hierro	0	0	4	311	27	8	0	350	
CANARY ISLANDS	6,935	5,601	16,649	22,892	3,481	4,980	1,763	62,301	

Year on year variation: January 2018/2017

ISLAND OF RESIDENCE	ISLAND OF STAY								CANARY ISLANDS
	Lanzarote	Fuerteventura	Gran Canaria	Tenerife	La Gomera	La Palma	El Hierro		
Lanzarote	-1.3%	508.2%	-66.9%	-0.4%	--	33.1%	--	-15.1%	
Fuerteventura	255.0%	39.7%	-42.8%	-9.7%	--	252.8%	--	40.9%	
Gran Canaria	30.5%	-38.7%	-12.5%	94.5%	-21.1%	-22.5%	72.6%	5.0%	
Tenerife	-29.8%	5.1%	52.9%	-26.1%	-50.9%	-45.7%	141.0%	-17.0%	
La Gomera	--	--	--	46.3%	1069.4%	139.2%	--	163.6%	
La Palma	-62.6%	-100.0%	14.2%	7.3%	29.8%	290.8%	-88.6%	31.0%	
El Hierro	-100.0%	--	-87.5%	-61.5%	2600.0%	0.0%	--	-69.5%	
CANARY ISLANDS	2.5%	-4.4%	-9.1%	0.7%	7.9%	15.7%	103.8%	0.4%	

Canary Islands residents travelling to other islands (residents of each island are excluded)

	Lanzarote	Fuerteventura	Gran Canaria	Tenerife	La Gomera	La Palma	El Hierro	Canary Islands
Outbound tourism	1,866	1,987	12,470	9,704	1,928	3,775	350	32,080
Year on year variation (%)	-32.5%	42.6%	26.9%	-4.9%	51.7%	2.6%	-69.5%	5.9%
Inbound tourism	3,480	3,044	5,916	12,823	1,645	3,409	1,763	32,080
Year on year variation (%)	6.6%	-24.4%	-2.2%	40.7%	-46.4%	-12.6%	103.8%	5.9%
Net balance	1,614	1,057	-6,554	3,119	-283	-366	1,413	0

Distribution by island of residence

ISLAND OF RESIDENCE	ISLAND OF STAY								CANARY ISLANDS
	Lanzarote	Fuerteventura	Gran Canaria	Tenerife	La Gomera	La Palma	El Hierro		
Lanzarote	49.8%	5.3%	3.8%	2.2%	0.1%	8.2%	1.4%	8.5%	
Fuerteventura	6.6%	45.7%	2.7%	0.9%	0.0%	17.4%	0.0%	7.3%	
Gran Canaria	33.9%	35.7%	64.5%	31.3%	4.5%	11.8%	12.1%	37.2%	
Tenerife	8.8%	13.3%	24.6%	44.0%	39.7%	27.4%	85.7%	31.7%	
La Gomera	0.0%	0.0%	0.0%	7.6%	52.7%	3.6%	0.0%	6.0%	
La Palma	0.9%	0.0%	4.4%	12.6%	2.1%	31.5%	0.7%	8.6%	
El Hierro	0.0%	0.0%	0.0%	1.4%	0.8%	0.2%	0.0%	0.6%	
CANARY ISLANDS	100%	100%	100%	100%	100%	100%	100%	100%	

Distribution by island of stay

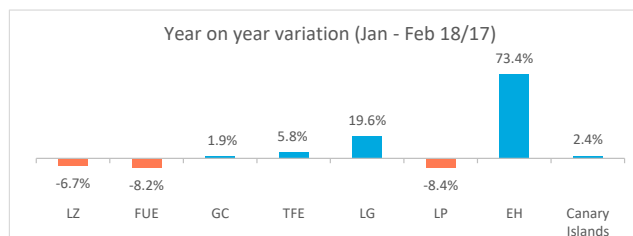
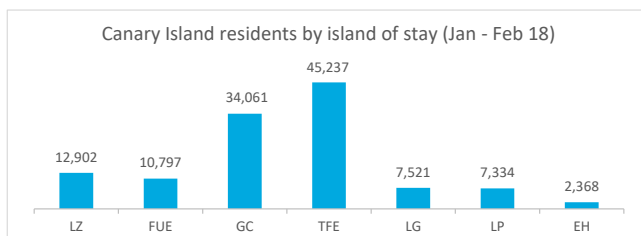
ISLAND OF RESIDENCE	ISLAND OF STAY								CANARY ISLANDS
	Lanzarote	Fuerteventura	Gran Canaria	Tenerife	La Gomera	La Palma	El Hierro		
Lanzarote	64.9%	5.6%	11.9%	9.4%	0.1%	7.6%	0.5%	100%	
Fuerteventura	10.1%	56.3%	9.8%	4.7%	0.0%	19.1%	0.0%	100%	
Gran Canaria	10.1%	8.6%	46.3%	30.9%	0.7%	2.5%	0.9%	100%	
Tenerife	3.1%	3.8%	20.7%	50.9%	7.0%	6.9%	7.6%	100%	
La Gomera	0.0%	0.0%	0.0%	46.5%	48.8%	4.7%	0.0%	100%	
La Palma	1.2%	0.0%	13.8%	54.0%	1.4%	29.4%	0.2%	100%	
El Hierro	0.0%	0.0%	1.1%	88.9%	7.7%	2.3%	0.0%	100%	
CANARY ISLANDS	11.1%	9.0%	26.7%	36.7%	5.6%	8.0%	2.8%	100%	

Domestic tourism January - February 2018



Canary Islands residents staying in tourist accommodation by island of stay

	Lanzarote	Fuerteventura	Gran Canaria	Tenerife	La Gomera	La Palma	El Hierro	Canary Islands
Jan-Feb 2017	13,826	11,763	33,436	42,752	6,290	8,005	1,366	117,438
Jan-Feb 2018	12,902	10,797	34,061	45,237	7,521	7,334	2,368	120,220
% turistas de la isla	51.8%	26.7%	62.5%	16.8%	57.2%	27.1%	0.8%	100%
Change, 18-17	-924	-966	625	2,485	1,231	-671	1,002	2,782
Change, % 18-17	-6.7%	-8.2%	1.9%	5.8%	19.6%	-8.4%	73.4%	2.4%



Canary Islands residents staying in tourist accommodation by island of residence and island of stay

ISLAND OF RESIDENCE	ISLAND OF STAY							
	Lanzarote	Fuerteventura	Gran Canaria	Tenerife	La Gomera	La Palma	El Hierro	CANARY ISLANDS
Lanzarote	6,683	1,009	1,706	1,133	5	464	25	11,025
Fuerteventura	874	2,888	742	861	0	951	0	6,316
Gran Canaria	4,024	5,607	21,293	10,900	246	1,082	318	43,470
Tenerife	1,082	1,290	7,592	24,624	2,714	2,618	1,992	41,912
La Gomera	0	0	28	1,953	4,304	190	0	6,475
La Palma	239	3	2,435	5,190	225	1,991	13	10,096
El Hierro	0	0	265	576	27	38	20	926
CANARY ISLANDS	12,902	10,797	34,061	45,237	7,521	7,334	2,368	120,220

Year on year variation: January - xx 2018/2017

ISLAND OF RESIDENCE	ISLAND OF STAY							
	Lanzarote	Fuerteventura	Gran Canaria	Tenerife	La Gomera	La Palma	El Hierro	CANARY ISLANDS
Lanzarote	-13.0%	112.9%	-53.1%	17.4%	--	37.7%	--	-15.8%
Fuerteventura	37.6%	-30.1%	-57.8%	114.2%	-100.0%	207.8%	--	-13.0%
Gran Canaria	26.2%	-11.0%	0.8%	35.8%	-49.2%	-30.4%	66.5%	6.4%
Tenerife	-41.4%	52.1%	48.3%	11.2%	-47.6%	-48.0%	88.3%	1.6%
La Gomera	--	--	1300.0%	-28.8%	900.9%	115.9%	--	98.4%
La Palma	39.8%	-50.0%	37.2%	-24.2%	35.5%	198.5%	-88.6%	3.6%
El Hierro	-100.0%	-100.0%	728.1%	-64.5%	2600.0%	137.5%	566.7%	-53.2%
CANARY ISLANDS	-6.7%	-8.2%	1.9%	5.8%	19.6%	-8.4%	73.4%	2.4%

Canary Islands residents travelling to other islands (residents of each island are excluded)

	Lanzarote	Fuerteventura	Gran Canaria	Tenerife	La Gomera	La Palma	El Hierro	CANARY ISLANDS
Outbound tourism	4,342	3,428	22,177	17,288	2,171	8,105	906	58,417
Year on year variation (%)	-19.7%	9.6%	12.3%	-9.4%	-23.4%	-10.7%	-54.1%	-4.6%
Inbound tourism	6,219	7,909	12,768	20,613	3,217	5,343	2,348	58,417
Year on year variation (%)	1.3%	3.7%	3.6%	0.0%	-45.1%	-27.2%	72.3%	-4.6%
Net balance	1,877	4,481	-9,409	3,325	1,046	-2,762	1,442	0

Distribution by island of residence

ISLAND OF RESIDENCE	ISLAND OF STAY							
	Lanzarote	Fuerteventura	Gran Canaria	Tenerife	La Gomera	La Palma	El Hierro	CANARY ISLANDS
Lanzarote	51.8%	9.3%	5.0%	2.5%	0.1%	6.3%	1.1%	9.2%
Fuerteventura	6.8%	26.7%	2.2%	1.9%	0.0%	13.0%	0.0%	5.3%
Gran Canaria	31.2%	51.9%	62.5%	24.1%	3.3%	14.8%	13.4%	36.2%
Tenerife	8.4%	11.9%	22.3%	54.4%	36.1%	35.7%	84.1%	34.9%
La Gomera	0.0%	0.0%	0.1%	4.3%	57.2%	2.6%	0.0%	5.4%
La Palma	1.9%	0.0%	7.1%	11.5%	3.0%	27.1%	0.5%	8.4%
El Hierro	0.0%	0.0%	0.8%	1.3%	0.4%	0.5%	0.8%	0.8%
CANARY ISLANDS	100%	100%	100%	100%	100%	100%	100%	100%

Distribution by island of stay

ISLAND OF RESIDENCE	ISLAND OF STAY							
	Lanzarote	Fuerteventura	Gran Canaria	Tenerife	La Gomera	La Palma	El Hierro	CANARY ISLANDS
Lanzarote	60.6%	9.2%	15.5%	10.3%	0.0%	4.2%	0.2%	100%
Fuerteventura	13.8%	45.7%	11.7%	13.6%	0.0%	15.1%	0.0%	100%
Gran Canaria	9.3%	12.9%	49.0%	25.1%	0.6%	2.5%	0.7%	100%
Tenerife	2.6%	3.1%	18.1%	58.8%	6.5%	6.2%	4.8%	100%
La Gomera	0.0%	0.0%	0.4%	30.2%	66.5%	2.9%	0.0%	100%
La Palma	2.4%	0.0%	24.1%	51.4%	2.2%	19.7%	0.1%	100%
El Hierro	0.0%	0.0%	28.6%	62.2%	2.9%	4.1%	2.2%	100%
CANARY ISLANDS	10.7%	9.0%	28.3%	37.6%	6.3%	6.1%	2.0%	100%