

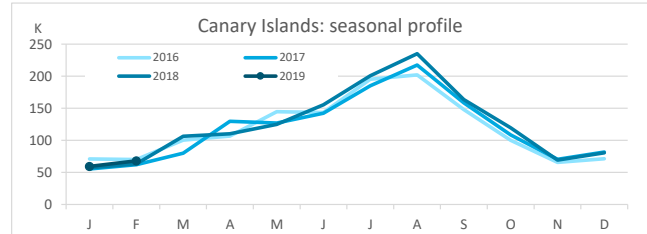
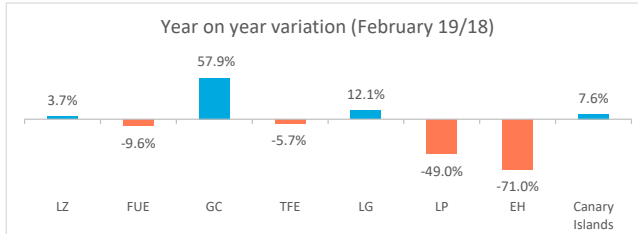
Domestic tourism

February 2019



Canary Islands residents staying in tourist accommodation by island of stay

	Lanzarote	Fuerteventura	Gran Canaria	Tenerife	La Gomera	La Palma	El Hierro	Canary Islands
February 2018	7,708	5,890	16,649	22,768	3,481	4,980	1,763	63,239
February 2019	7,996	5,327	26,293	21,478	3,901	2,541	512	68,048
% residents in the island	14.7%	26.8%	61.5%	21.9%	2.2%	38.7%	0.0%	100%
Change, 19-18	288	-563	9,644	-1,290	420	-2,439	-1,251	4,809
Change, % 19-18	3.7%	-9.6%	57.9%	-5.7%	12.1%	-49.0%	-71.0%	7.6%



Canary Islands residents staying in tourist accommodation by island of residence and island of stay

ISLAND OF RESIDENCE	ISLAND OF STAY							
	Lanzarote	Fuerteventura	Gran Canaria	Tenerife	La Gomera	La Palma	El Hierro	CANARY ISLANDS
Lanzarote	1,175	444	1,370	751	0	188	0	3,928
Fuerteventura	1,591	1,426	2,556	156	0	118	62	5,909
Gran Canaria	3,950	2,611	16,178	2,779	176	248	48	25,990
Tenerife	874	456	4,699	14,173	3,596	943	277	25,018
La Gomera	35	0	1	704	87	52	0	879
La Palma	371	390	305	2,489	42	984	125	4,706
El Hierro	0	0	1,184	426	0	8	0	1,618
CANARY ISLANDS	7,996	5,327	26,293	21,478	3,901	2,541	512	68,048

Year on year variation: February 2019/2018

ISLAND OF RESIDENCE	ISLAND OF STAY							
	Lanzarote	Fuerteventura	Gran Canaria	Tenerife	La Gomera	La Palma	El Hierro	CANARY ISLANDS
Lanzarote	-71.2%	49.0%	116.4%	50.5%	-100.0%	-53.7%	-100.0%	-33.9%
Fuerteventura	220.8%	-49.5%	473.1%	-27.4%	--	-86.4%	--	21.9%
Gran Canaria	62.8%	30.6%	50.7%	-61.2%	12.1%	-57.8%	-77.6%	11.6%
Tenerife	34.9%	-40.9%	14.7%	42.6%	15.9%	-30.8%	-81.7%	16.7%
La Gomera	--	--	--	-59.8%	-23.7%	-70.6%	--	-57.0%
La Palma	479.7%	--	-58.7%	-13.8%	-43.2%	-37.4%	861.5%	-12.0%
El Hierro	--	--	29500.0%	33.5%	-100.0%	0.0%	--	352.0%
CANARY ISLANDS	3.7%	-9.6%	57.9%	-5.7%	12.1%	-49.0%	-71.0%	7.6%

Canary Islands residents travelling to other islands (residents of each island are excluded)

	Lanzarote	Fuerteventura	Gran Canaria	Tenerife	La Gomera	La Palma	El Hierro	Canary Islands
Outbound tourism	2,753	4,483	9,812	10,845	792	3,722	1,618	34,025
Year on year variation (%)	47.5%	121.4%	-21.8%	-5.6%	-58.9%	-1.4%	352.0%	0.1%
Inbound tourism	6,821	3,901	10,115	7,305	3,814	1,557	512	34,025
Year on year variation (%)	87.6%	27.1%	71.0%	-43.1%	13.3%	-54.3%	-71.0%	0.1%
Net balance	4,068	-582	303	-3,540	3,022	-2,165	-1,106	0

Distribution by island of residence

ISLAND OF RESIDENCE	ISLAND OF STAY							
	Lanzarote	Fuerteventura	Gran Canaria	Tenerife	La Gomera	La Palma	El Hierro	CANARY ISLANDS
Lanzarote	14.7%	8.3%	5.2%	3.5%	0.0%	7.4%	0.0%	5.8%
Fuerteventura	19.9%	26.8%	9.7%	0.7%	0.0%	4.6%	12.1%	8.7%
Gran Canaria	49.4%	49.0%	61.5%	12.9%	4.5%	9.8%	9.4%	38.2%
Tenerife	10.9%	8.6%	17.9%	66.0%	92.2%	37.1%	54.1%	36.8%
La Gomera	0.4%	0.0%	0.0%	3.3%	2.2%	2.0%	0.0%	1.3%
La Palma	4.6%	7.3%	1.2%	11.6%	1.1%	38.7%	24.4%	6.9%
El Hierro	0.0%	0.0%	4.5%	2.0%	0.0%	0.3%	0.0%	2.4%
CANARY ISLANDS	100%	100%	100%	100%	100%	100%	100%	100%

Distribution by island of stay

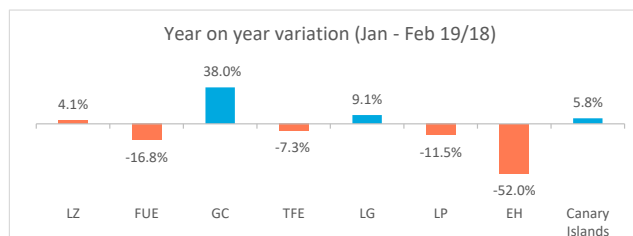
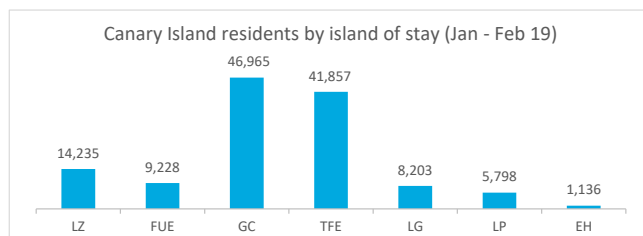
ISLAND OF RESIDENCE	ISLAND OF STAY							
	Lanzarote	Fuerteventura	Gran Canaria	Tenerife	La Gomera	La Palma	El Hierro	CANARY ISLANDS
Lanzarote	29.9%	11.3%	34.9%	19.1%	0.0%	4.8%	0.0%	100%
Fuerteventura	26.9%	24.1%	43.3%	2.6%	0.0%	2.0%	1.0%	100%
Gran Canaria	15.2%	10.0%	62.2%	10.7%	0.7%	1.0%	0.2%	100%
Tenerife	3.5%	1.8%	18.8%	56.7%	14.4%	3.8%	1.1%	100%
La Gomera	4.0%	0.0%	0.1%	80.1%	9.9%	5.9%	0.0%	100%
La Palma	7.9%	8.3%	6.5%	52.9%	0.9%	20.9%	2.7%	100%
El Hierro	0.0%	0.0%	73.2%	26.3%	0.0%	0.5%	0.0%	100%
CANARY ISLANDS	11.8%	7.8%	38.6%	31.6%	5.7%	3.7%	0.8%	100%

Domestic tourism January - February 2019



Canary Islands residents staying in tourist accommodation by island of stay

	Lanzarote	Fuerteventura	Gran Canaria	Tenerife	La Gomera	La Palma	El Hierro	Canary Islands
Jan-Feb 2018	13,675	11,086	34,033	45,154	7,521	6,554	2,368	120,391
Jan-Feb 2019	14,235	9,228	46,965	41,857	8,203	5,798	1,136	127,422
% tourist of the island	23.8%	16.2%	56.2%	21.2%	2.6%	36.2%	8.5%	100%
Change, 19-18	560	-1,858	12,932	-3,297	682	-756	-1,232	7,031
Change, % 19-18	4.1%	-16.8%	38.0%	-7.3%	9.1%	-11.5%	-52.0%	5.8%



Canary Islands residents staying in tourist accommodation by island of residence and island of stay

ISLAND OF RESIDENCE	ISLAND OF STAY								CANARY ISLANDS
	Lanzarote	Fuerteventura	Gran Canaria	Tenerife	La Gomera	La Palma	El Hierro		
Lanzarote	3,388	676	4,185	1,287	0	460	15	10,011	
Fuerteventura	1,980	1,494	4,392	452	0	132	62	8,512	
Gran Canaria	5,784	4,604	26,408	4,701	252	699	184	42,632	
Tenerife	1,831	1,884	8,869	26,183	7,658	2,287	612	49,324	
La Gomera	35	0	35	1,613	214	74	0	1,971	
La Palma	1,217	570	1,802	5,288	78	2,098	166	11,219	
El Hierro	0	0	1,274	2,333	1	48	97	3,753	
CANARY ISLANDS	14,235	9,228	46,965	41,857	8,203	5,798	1,136	127,422	

Year on year variation: January - February 2019/2018

ISLAND OF RESIDENCE	ISLAND OF STAY								CANARY ISLANDS
	Lanzarote	Fuerteventura	Gran Canaria	Tenerife	La Gomera	La Palma	El Hierro		
Lanzarote	-53.6%	-33.0%	145.3%	13.6%	-100.0%	3.4%	-40.0%	-13.9%	
Fuerteventura	117.1%	-52.6%	491.9%	-47.5%	--	-85.3%	--	29.7%	
Gran Canaria	41.1%	-17.9%	24.2%	-56.9%	2.4%	-24.2%	-42.1%	-1.7%	
Tenerife	63.0%	43.3%	16.8%	6.8%	20.3%	4.3%	-69.3%	9.4%	
La Gomera	--	--	25.0%	-17.4%	-67.2%	-61.1%	--	-30.2%	
La Palma	409.2%	18900.0%	-26.0%	1.9%	-65.3%	11.5%	1176.9%	12.3%	
El Hierro	--	--	380.8%	293.4%	-96.3%	71.4%	385.0%	302.3%	
CANARY ISLANDS	4.1%	-16.8%	38.0%	-7.3%	9.1%	-11.5%	-52.0%	5.8%	

Canary Islands residents travelling to other islands (residents of each island are excluded)

	Lanzarote	Fuerteventura	Gran Canaria	Tenerife	La Gomera	La Palma	El Hierro	Canary Islands
Outbound tourism	6,623	7,018	16,224	23,141	1,757	9,121	3,656	67,540
Year on year variation (%)	53.2%	105.7%	-26.6%	12.4%	-19.1%	12.5%	300.4%	9.7%
Inbound tourism	10,847	7,734	20,557	15,674	7,989	3,700	1,039	67,540
Year on year variation (%)	70.2%	-2.5%	61.0%	-24.0%	16.3%	-20.8%	-55.7%	9.7%
Net balance	4,224	716	4,333	-7,467	6,232	-5,421	-2,617	0

Distribution by island of residence

ISLAND OF RESIDENCE	ISLAND OF STAY								CANARY ISLANDS
	Lanzarote	Fuerteventura	Gran Canaria	Tenerife	La Gomera	La Palma	El Hierro		
Lanzarote	23.8%	7.3%	8.9%	3.1%	0.0%	7.9%	1.3%	7.9%	
Fuerteventura	13.9%	16.2%	9.4%	1.1%	0.0%	2.3%	5.5%	6.7%	
Gran Canaria	40.6%	49.9%	56.2%	11.2%	3.1%	12.1%	16.2%	33.5%	
Tenerife	12.9%	20.4%	18.9%	62.6%	93.4%	39.4%	53.9%	38.7%	
La Gomera	0.2%	0.0%	0.1%	3.9%	2.6%	1.3%	0.0%	1.5%	
La Palma	8.5%	6.2%	3.8%	12.6%	1.0%	36.2%	14.6%	8.8%	
El Hierro	0.0%	0.0%	2.7%	5.6%	0.0%	0.8%	8.5%	2.9%	
CANARY ISLANDS	100%	100%	100%	100%	100%	100%	100%	100%	

Distribution by island of stay

ISLAND OF RESIDENCE	ISLAND OF STAY								CANARY ISLANDS
	Lanzarote	Fuerteventura	Gran Canaria	Tenerife	La Gomera	La Palma	El Hierro		
Lanzarote	33.8%	6.8%	41.8%	12.9%	0.0%	4.6%	0.1%	100%	
Fuerteventura	23.3%	17.6%	51.6%	5.3%	0.0%	1.6%	0.7%	100%	
Gran Canaria	13.6%	10.8%	61.9%	11.0%	0.6%	1.6%	0.4%	100%	
Tenerife	3.7%	3.8%	18.0%	53.1%	15.5%	4.6%	1.2%	100%	
La Gomera	1.8%	0.0%	1.8%	81.8%	10.9%	3.8%	0.0%	100%	
La Palma	10.8%	5.1%	16.1%	47.1%	0.7%	18.7%	1.5%	100%	
El Hierro	0.0%	0.0%	33.9%	62.2%	0.0%	1.3%	2.6%	100%	
CANARY ISLANDS	11.2%	7.2%	36.9%	32.8%	6.4%	4.6%	0.9%	100%	