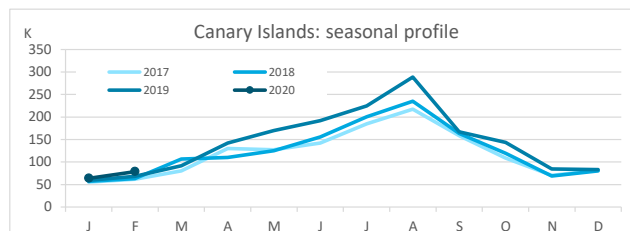
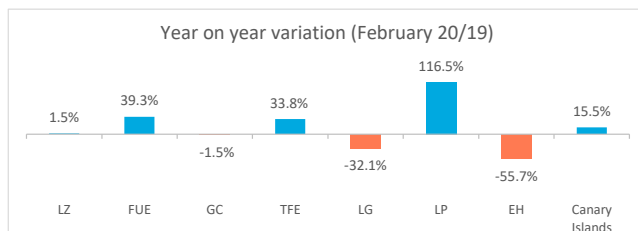


Domestic tourism February 2020



Canary Islands residents staying in tourist accommodation by island of stay

	Lanzarote	Fuerteventura	Gran Canaria	Tenerife	La Gomera	La Palma	El Hierro	Canary Islands
February 2019	7,996	5,327	26,293	21,478	3,901	2,541	512	68,048
February 2020	8,118	7,419	25,908	28,744	2,650	5,502	227	78,568
% residents in the island	32.6%	27.7%	48.3%	19.4%	1.2%	28.8%	0.0%	100%
Change, 20-19	122	2,092	-385	7,266	-1,251	2,961	-285	10,520
Change, % 20-19	1.5%	39.3%	-1.5%	33.8%	-32.1%	116.5%	-55.7%	15.5%



Canary Islands residents staying in tourist accommodation by island of residence and island of stay

ISLAND OF RESIDENCE	ISLAND OF STAY								CANARY ISLANDS
	Lanzarote	Fuerteventura	Gran Canaria	Tenerife	La Gomera	La Palma	El Hierro		
Lanzarote	<u>2,648</u>	856	2,076	632	0	168	0	6,380	
Fuerteventura	376	<u>2,057</u>	3,797	247	0	144	0	6,621	
Gran Canaria	3,358	2,661	<u>12,517</u>	6,005	139	931	12	25,623	
Tenerife	1,072	1,279	5,568	<u>14,910</u>	2,294	2,253	215	27,591	
La Gomera	0	0	1,323	1,035	<u>31</u>	79	0	2,468	
La Palma	653	461	340	3,038	173	<u>1,582</u>	0	6,247	
El Hierro	11	105	287	2,877	13	345	0	3,638	
CANARY ISLANDS	8,118	7,419	25,908	28,744	2,650	5,502	227	78,568	

Year on year variation: February 2020/2019

ISLAND OF RESIDENCE	ISLAND OF STAY								CANARY ISLANDS
	Lanzarote	Fuerteventura	Gran Canaria	Tenerife	La Gomera	La Palma	El Hierro		
Lanzarote	<u>125.4%</u>	92.8%	51.5%	-15.8%	--	-10.6%	--	62.4%	
Fuerteventura	-76.4%	<u>44.2%</u>	48.6%	58.3%	--	22.0%	-100.0%	12.0%	
Gran Canaria	-15.0%	1.9%	<u>-22.6%</u>	116.1%	-21.0%	275.4%	-75.0%	-1.4%	
Tenerife	22.7%	180.5%	18.5%	<u>5.2%</u>	-36.2%	138.9%	-22.4%	10.3%	
La Gomera	-100.0%	--	132200.0%	47.0%	<u>-64.4%</u>	51.9%	--	180.8%	
La Palma	76.0%	18.2%	11.5%	22.1%	311.9%	<u>60.8%</u>	-100.0%	32.7%	
El Hierro	--	--	-75.8%	575.4%	--	4212.5%	--	124.8%	
CANARY ISLANDS	1.5%	39.3%	-1.5%	33.8%	-32.1%	116.5%	-55.7%	15.5%	

Canary Islands residents travelling to other islands (residents of each island are excluded)

	Lanzarote	Fuerteventura	Gran Canaria	Tenerife	La Gomera	La Palma	El Hierro	CANARY ISLANDS
Outbound tourism	3,732	4,564	13,106	12,681	2,437	4,665	3,638	44,823
Year on year variation (%)	35.6%	1.8%	33.6%	16.9%	207.7%	25.3%	124.8%	31.7%
Inbound tourism	5,470	5,362	13,391	13,834	2,619	3,920	227	44,823
Year on year variation (%)	-19.8%	37.5%	32.4%	89.4%	-31.3%	151.8%	-55.7%	31.7%
Net balance	1,738	798	285	1,153	182	-745	-3,411	0

Distribution by island of residence

ISLAND OF RESIDENCE	ISLAND OF STAY								CANARY ISLANDS
	Lanzarote	Fuerteventura	Gran Canaria	Tenerife	La Gomera	La Palma	El Hierro		
Lanzarote	<u>32.6%</u>	11.5%	8.0%	2.2%	0.0%	3.1%	0.0%	8.1%	
Fuerteventura	4.6%	<u>27.7%</u>	14.7%	0.9%	0.0%	2.6%	0.0%	8.4%	
Gran Canaria	41.4%	35.9%	<u>48.3%</u>	20.9%	5.2%	16.9%	5.3%	32.6%	
Tenerife	13.2%	17.2%	21.5%	<u>51.9%</u>	86.6%	40.9%	94.7%	35.1%	
La Gomera	0.0%	0.0%	5.1%	3.6%	<u>1.2%</u>	1.4%	0.0%	3.1%	
La Palma	8.0%	6.2%	1.3%	10.6%	6.5%	<u>28.8%</u>	0.0%	8.0%	
El Hierro	0.1%	1.4%	1.1%	10.0%	0.5%	6.3%	<u>0.0%</u>	4.6%	
CANARY ISLANDS	100%	100%	100%	100%	100%	100%	100%	100%	

Distribution by island of stay

ISLAND OF RESIDENCE	ISLAND OF STAY								CANARY ISLANDS
	Lanzarote	Fuerteventura	Gran Canaria	Tenerife	La Gomera	La Palma	El Hierro		
Lanzarote	<u>41.5%</u>	13.4%	32.5%	9.9%	0.0%	2.6%	0.0%	100%	
Fuerteventura	5.7%	<u>31.1%</u>	57.3%	3.7%	0.0%	2.2%	0.0%	100%	
Gran Canaria	13.1%	10.4%	<u>48.9%</u>	23.4%	0.5%	3.6%	0.0%	100%	
Tenerife	3.9%	4.6%	20.2%	<u>54.0%</u>	8.3%	8.2%	0.8%	100%	
La Gomera	0.0%	0.0%	53.6%	41.9%	<u>1.3%</u>	3.2%	0.0%	100%	
La Palma	10.5%	7.4%	5.4%	48.6%	2.8%	<u>25.3%</u>	0.0%	100%	
El Hierro	0.3%	2.9%	7.9%	79.1%	0.4%	9.5%	<u>0.0%</u>	100%	
CANARY ISLANDS	10.3%	9.4%	33.0%	36.6%	3.4%	7.0%	0.3%	100%	

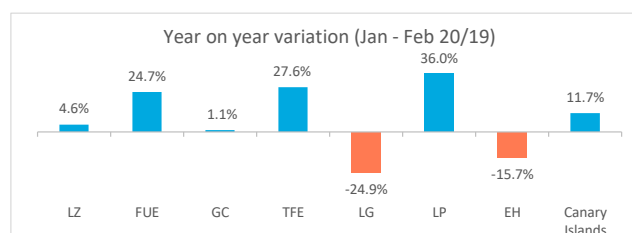
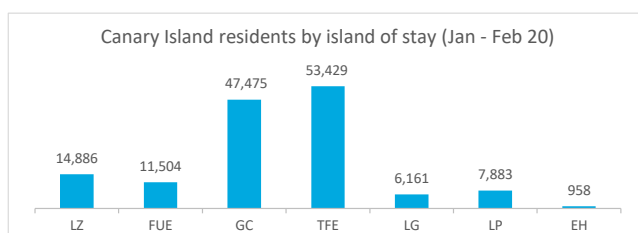
Domestic tourism

January - February 2020



Canary Islands residents staying in tourist accommodation by island of stay

	Lanzarote	Fuerteventura	Gran Canaria	Tenerife	La Gomera	La Palma	El Hierro	Canary Islands
Jan-Feb 2019	14,235	9,228	46,965	41,857	8,203	5,798	1,136	127,422
Jan-Feb 2020	14,886	11,504	47,475	53,429	6,161	7,883	958	142,296
% tourist of the island	29.9%	23.8%	54.8%	17.2%	1.3%	29.2%	0.0%	100%
Change, 20-19	651	2,276	510	11,572	-2,042	2,085	-178	14,874
Change, % 20-19	4.6%	24.7%	1.1%	27.6%	-24.9%	36.0%	-15.7%	11.7%



Canary Islands residents staying in tourist accommodation by island of residence and island of stay

ISLAND OF RESIDENCE	ISLAND OF STAY								CANARY ISLANDS
	Lanzarote	Fuerteventura	Gran Canaria	Tenerife	La Gomera	La Palma	El Hierro		
Lanzarote	4,456	1,675	3,898	1,069	0	192	0	11,290	
Fuerteventura	1,425	2,741	4,953	508	0	233	0	9,860	
Gran Canaria	5,999	3,836	26,018	10,416	208	1,653	21	48,151	
Tenerife	2,183	2,132	9,172	29,333	5,577	2,905	533	51,835	
La Gomera	0	0	1,378	1,695	82	171	0	3,326	
La Palma	812	985	1,639	7,109	270	2,302	404	13,521	
El Hierro	11	135	417	3,299	24	427	0	4,313	
CANARY ISLANDS	14,886	11,504	47,475	53,429	6,161	7,883	958	142,296	

Year on year variation: January - February 2020/2019

ISLAND OF RESIDENCE	ISLAND OF STAY								CANARY ISLANDS
	Lanzarote	Fuerteventura	Gran Canaria	Tenerife	La Gomera	La Palma	El Hierro		
Lanzarote	31.5%	147.8%	-6.9%	-16.9%	--	-58.3%	-100.0%	12.8%	
Fuerteventura	-28.0%	83.5%	12.8%	12.4%	--	76.5%	-100.0%	15.8%	
Gran Canaria	3.7%	-16.7%	-1.5%	121.6%	-17.5%	136.5%	-88.6%	12.9%	
Tenerife	19.2%	13.2%	3.4%	12.0%	-27.2%	27.0%	-12.9%	5.1%	
La Gomera	-100.0%	--	3837.1%	5.1%	-61.7%	131.1%	--	68.7%	
La Palma	-33.3%	72.8%	-9.0%	34.4%	246.2%	9.7%	143.4%	20.5%	
El Hierro	--	--	-67.3%	41.4%	2300.0%	789.6%	-100.0%	14.9%	
CANARY ISLANDS	4.6%	24.7%	1.1%	27.6%	-24.9%	36.0%	-15.7%	11.7%	

Canary Islands residents travelling to other islands (residents of each island are excluded)

	Lanzarote	Fuerteventura	Gran Canaria	Tenerife	La Gomera	La Palma	El Hierro	Canary Islands
Outbound tourism	6,834	7,119	22,133	22,502	3,244	11,219	4,313	77,364
Year on year variation (%)	3.2%	1.4%	36.4%	-2.8%	84.6%	23.0%	18.0%	14.5%
Inbound tourism	10,430	8,763	21,457	24,096	6,079	5,581	958	77,364
Year on year variation (%)	-3.8%	13.3%	4.4%	53.7%	-23.9%	50.8%	-7.8%	14.5%
Net balance	3,596	1,644	-676	1,594	2,835	-5,638	-3,355	0

Distribution by island of residence

ISLAND OF RESIDENCE	ISLAND OF STAY								CANARY ISLANDS
	Lanzarote	Fuerteventura	Gran Canaria	Tenerife	La Gomera	La Palma	El Hierro		
Lanzarote	29.9%	14.6%	8.2%	2.0%	0.0%	2.4%	0.0%	7.9%	
Fuerteventura	9.6%	23.8%	10.4%	1.0%	0.0%	3.0%	0.0%	6.9%	
Gran Canaria	40.3%	33.3%	54.8%	19.5%	3.4%	21.0%	2.2%	33.8%	
Tenerife	14.7%	18.5%	19.3%	54.9%	90.5%	36.9%	55.6%	36.4%	
La Gomera	0.0%	0.0%	2.9%	3.2%	1.3%	2.2%	0.0%	2.3%	
La Palma	5.5%	8.6%	3.5%	13.3%	4.4%	29.2%	42.2%	9.5%	
El Hierro	0.1%	1.2%	0.9%	6.2%	0.4%	5.4%	0.0%	3.0%	
CANARY ISLANDS	100%	100%	100%	100%	100%	100%	100%	100%	

Distribution by island of stay

ISLAND OF RESIDENCE	ISLAND OF STAY								CANARY ISLANDS
	Lanzarote	Fuerteventura	Gran Canaria	Tenerife	La Gomera	La Palma	El Hierro		
Lanzarote	39.5%	14.8%	34.5%	9.5%	0.0%	1.7%	0.0%	100%	
Fuerteventura	14.5%	27.8%	50.2%	5.2%	0.0%	2.4%	0.0%	100%	
Gran Canaria	12.5%	8.0%	54.0%	21.6%	0.4%	3.4%	0.0%	100%	
Tenerife	4.2%	4.1%	17.7%	56.6%	10.8%	5.6%	1.0%	100%	
La Gomera	0.0%	0.0%	41.4%	51.0%	2.5%	5.1%	0.0%	100%	
La Palma	6.0%	7.3%	12.1%	52.6%	2.0%	17.0%	3.0%	100%	
El Hierro	0.3%	3.1%	9.7%	76.5%	0.6%	9.9%	0.0%	100%	
CANARY ISLANDS	10.5%	8.1%	33.4%	37.5%	4.3%	5.5%	0.7%	100%	