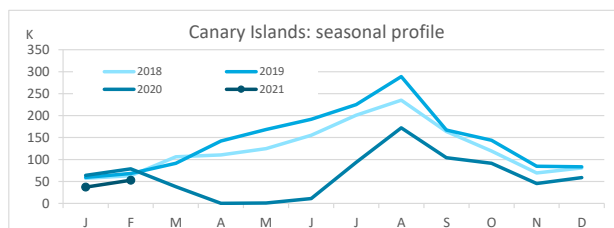
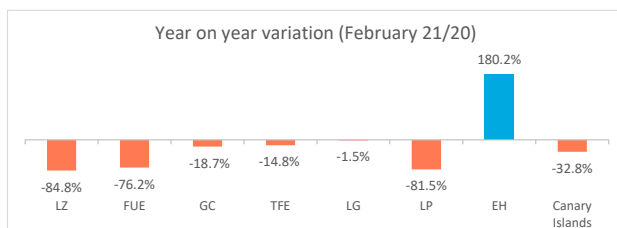


Domestic tourism February 2021



Canary Islands residents staying in tourist accommodation by island of stay

	Lanzarote	Fuerteventura	Gran Canaria	Tenerife	La Gomera	La Palma	El Hierro	Canary Islands
February 2020	8,118	7,419	25,908	28,744	2,650	5,502	227	78,568
February 2021	1,235	1,766	21,061	24,482	2,611	1,018	636	52,809
% residents in the island	26.8%	60.2%	61.9%	50.4%	2.0%	39.4%	4.4%	100%
Change, 21-20	-6,883	-5,653	-4,847	-4,262	-39	-4,484	409	-25,759
Change, % 21-20	-84.8%	-76.2%	-18.7%	-14.8%	-1.5%	-81.5%	180.2%	-32.8%



Canary Islands residents staying in tourist accommodation by island of residence and island of stay

		ISLAND OF STAY							CANARY ISLANDS
		Lanzarote	Fuerteventura	Gran Canaria	Tenerife	La Gomera	La Palma	El Hierro	
ISLAND OF RESIDENCE	Lanzarote	331	27	1,420	532	0	0	0	2,310
	Fuerteventura	26	1,064	4,305	344	0	0	0	5,739
	Gran Canaria	108	273	13,038	2,586	37	230	11	16,283
	Tenerife	731	270	1,428	12,343	2,507	337	597	18,213
	La Gomera	0	0	41	408	52	25	0	526
	La Palma	39	132	609	7,933	15	401	0	9,129
	El Hierro	0	0	220	336	0	25	28	609
	CANARY ISLANDS	1,235	1,766	21,061	24,482	2,611	1,018	636	52,809

Year on year variation: February 2021/2020

		ISLAND OF STAY							CANARY ISLANDS
		Lanzarote	Fuerteventura	Gran Canaria	Tenerife	La Gomera	La Palma	El Hierro	
ISLAND OF RESIDENCE	Lanzarote	-87.5%	-96.8%	-31.6%	-15.8%	0.0%	-100.0%	0.0%	-63.8%
	Fuerteventura	-93.1%	-48.3%	13.4%	39.3%	0.0%	-100.0%	0.0%	-13.3%
	Gran Canaria	-96.8%	-89.7%	4.2%	-56.9%	-73.4%	-75.3%	-8.3%	-36.5%
	Tenerife	-31.8%	-78.9%	-74.4%	-17.2%	9.3%	-85.0%	177.7%	-34.0%
	La Gomera	0.0%	0.0%	-96.9%	-60.6%	67.7%	-68.4%	0.0%	-78.7%
	La Palma	-94.0%	-71.4%	79.1%	161.1%	-91.3%	-74.7%	0.0%	46.1%
	El Hierro	-100.0%	-100.0%	-23.3%	-88.3%	-100.0%	-92.8%	0.0%	-83.3%
	CANARY ISLANDS	-84.8%	-76.2%	-18.7%	-14.8%	-1.5%	-81.5%	180.2%	-32.8%

Canary Islands residents travelling to other islands (residents of each island are excluded)

	Lanzarote	Fuerteventura	Gran Canaria	Tenerife	La Gomera	La Palma	El Hierro	Canary Islands
Outbound tourism	1,979	4,675	3,245	5,870	474	8,728	581	25,552
Year on year variation (%)	-47.0%	2.4%	-75.2%	-53.7%	-80.5%	87.1%	-84.0%	-43.0%
Inbound tourism	904	702	8,023	12,139	2,559	617	608	25,552
Year on year variation (%)	-83.5%	-86.9%	-40.1%	-12.3%	-2.3%	-84.3%	167.8%	-43.0%
Net balance	-1,075	-3,973	4,778	6,269	2,085	-8,111	27	0

Distribution by island of residence

		ISLAND OF STAY							CANARY ISLANDS
		Lanzarote	Fuerteventura	Gran Canaria	Tenerife	La Gomera	La Palma	El Hierro	
ISLAND OF RESIDENCE	Lanzarote	26.8%	1.5%	6.7%	2.2%	0.0%	0.0%	0.0%	4.4%
	Fuerteventura	2.1%	60.2%	20.4%	1.4%	0.0%	0.0%	0.0%	10.9%
	Gran Canaria	8.7%	15.5%	61.9%	10.6%	1.4%	22.6%	1.7%	30.8%
	Tenerife	59.2%	15.3%	6.8%	50.4%	96.0%	33.1%	93.9%	34.5%
	La Gomera	0.0%	0.0%	0.2%	1.7%	2.0%	2.5%	0.0%	1.0%
	La Palma	3.2%	7.5%	2.9%	32.4%	0.6%	39.4%	0.0%	17.3%
	El Hierro	0.0%	0.0%	1.0%	1.4%	0.0%	2.5%	4.4%	1.2%
	CANARY ISLANDS	100%	100%	100%	100%	100%	100%	100%	100%

Distribution by island of stay

		ISLAND OF STAY							CANARY ISLANDS
		Lanzarote	Fuerteventura	Gran Canaria	Tenerife	La Gomera	La Palma	El Hierro	
ISLAND OF RESIDENCE	Lanzarote	14.3%	1.2%	61.5%	23.0%	0.0%	0.0%	0.0%	100%
	Fuerteventura	0.5%	18.5%	75.0%	6.0%	0.0%	0.0%	0.0%	100%
	Gran Canaria	0.7%	1.7%	80.1%	15.9%	0.2%	1.4%	0.1%	100%
	Tenerife	4.0%	1.5%	7.8%	67.8%	13.8%	1.9%	3.3%	100%
	La Gomera	0.0%	0.0%	7.8%	77.6%	9.9%	4.8%	0.0%	100%
	La Palma	0.4%	1.4%	6.7%	86.9%	0.2%	4.4%	0.0%	100%
	El Hierro	0.0%	0.0%	36.1%	55.2%	0.0%	4.1%	4.6%	100%
	CANARY ISLANDS	2.3%	3.3%	39.9%	46.4%	4.9%	1.9%	1.2%	100%

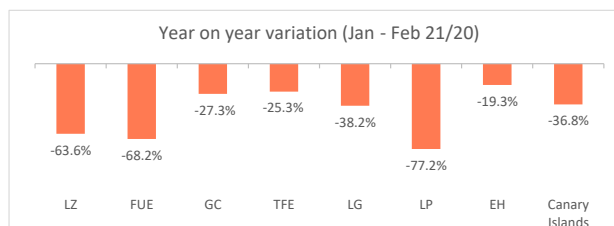
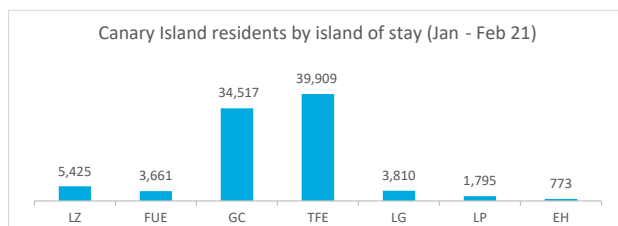
Domestic tourism

January - February 2021



Canary Islands residents staying in tourist accommodation by island of stay

	Lanzarote	Fuerteventura	Gran Canaria	Tenerife	La Gomera	La Palma	El Hierro	Canary Islands
Jan-Feb 2020	14,886	11,504	47,475	53,429	6,161	7,883	958	142,296
Jan-Feb 2021	5,425	3,661	34,517	39,909	3,810	1,795	773	89,890
% tourist of the island	37.7%	63.2%	58.8%	61.6%	2.2%	33.0%	7.2%	100%
Change, 21-20	-9,461	-7,843	-12,958	-13,520	-2,351	-6,088	-185	-52,406
Change, % 21-20	-63.6%	-68.2%	-27.3%	-25.3%	-38.2%	-77.2%	-19.3%	-36.8%



Canary Islands residents staying in tourist accommodation by island of residence and island of stay

		ISLAND OF STAY							CANARY ISLANDS
		Lanzarote	Fuerteventura	Gran Canaria	Tenerife	La Gomera	La Palma	El Hierro	
ISLAND OF RESIDENCE	Lanzarote	2,047	27	3,251	920	0	2	0	6,247
	Fuerteventura	970	2,312	6,237	407	0	0	0	9,926
	Gran Canaria	523	529	20,307	3,040	43	475	11	24,928
	Tenerife	1,714	500	3,037	24,603	3,659	606	706	34,825
	La Gomera	0	0	258	616	83	70	0	1,027
	La Palma	171	293	817	9,511	25	592	0	11,409
	El Hierro	0	0	610	812	0	50	56	1,528
	CANARY ISLANDS	5,425	3,661	34,517	39,909	3,810	1,795	773	89,890

Year on year variation: January - February 2021/2020

		ISLAND OF STAY							CANARY ISLANDS
		Lanzarote	Fuerteventura	Gran Canaria	Tenerife	La Gomera	La Palma	El Hierro	
ISLAND OF RESIDENCE	Lanzarote	-54.1%	-98.4%	-16.6%	-13.9%	0.0%	-99.0%	0.0%	-44.7%
	Fuerteventura	-31.9%	-15.7%	25.9%	-19.9%	0.0%	-100.0%	0.0%	0.7%
	Gran Canaria	-91.3%	-86.2%	-22.0%	-70.8%	-79.3%	-71.3%	-47.6%	-48.2%
	Tenerife	-21.5%	-76.5%	-66.9%	-16.1%	-34.4%	-79.1%	32.5%	-32.8%
	La Gomera	0.0%	0.0%	-81.3%	-63.7%	1.2%	-59.1%	0.0%	-69.1%
	La Palma	-78.9%	-70.3%	-50.2%	33.8%	-90.7%	-74.3%	-100.0%	-15.6%
	El Hierro	-100.0%	-100.0%	46.3%	-75.4%	-100.0%	-88.3%	0.0%	-64.6%
	CANARY ISLANDS	-63.6%	-68.2%	-27.3%	-25.3%	-38.2%	-77.2%	-19.3%	-36.8%

Canary Islands residents travelling to other islands (residents of each island are excluded)

	Lanzarote	Fuerteventura	Gran Canaria	Tenerife	La Gomera	La Palma	El Hierro	Canary Islands
Outbound tourism	4,200	7,614	4,621	10,222	944	10,817	1,472	39,890
Year on year variation (%)	-38.5%	7.0%	-79.1%	-54.6%	-70.9%	-3.6%	-65.9%	-48.4%
Inbound tourism	3,378	1,349	14,210	15,306	3,727	1,203	717	39,890
Year on year variation (%)	-67.6%	-84.6%	-33.8%	-36.5%	-38.7%	-78.4%	-25.2%	-48.4%
Net balance	-822	-6,265	9,589	5,084	2,783	-9,614	-755	0

Distribution by island of residence

		ISLAND OF STAY							CANARY ISLANDS
		Lanzarote	Fuerteventura	Gran Canaria	Tenerife	La Gomera	La Palma	El Hierro	
ISLAND OF RESIDENCE	Lanzarote	37.7%	0.7%	9.4%	2.3%	0.0%	0.1%	0.0%	6.9%
	Fuerteventura	17.9%	63.2%	18.1%	1.0%	0.0%	0.0%	0.0%	11.0%
	Gran Canaria	9.6%	14.4%	58.8%	7.6%	1.1%	26.5%	1.4%	27.7%
	Tenerife	31.6%	13.7%	8.8%	61.6%	96.0%	33.8%	91.3%	38.7%
	La Gomera	0.0%	0.0%	0.7%	1.5%	2.2%	3.9%	0.0%	1.1%
	La Palma	3.2%	8.0%	2.4%	23.8%	0.7%	33.0%	0.0%	12.7%
	El Hierro	0.0%	0.0%	1.8%	2.0%	0.0%	2.8%	7.2%	1.7%
	CANARY ISLANDS	100%	100%	100%	100%	100%	100%	100%	100%

Distribution by island of stay

		ISLAND OF STAY							CANARY ISLANDS
		Lanzarote	Fuerteventura	Gran Canaria	Tenerife	La Gomera	La Palma	El Hierro	
ISLAND OF RESIDENCE	Lanzarote	32.8%	0.4%	52.0%	14.7%	0.0%	0.0%	0.0%	100%
	Fuerteventura	9.8%	23.3%	62.8%	4.1%	0.0%	0.0%	0.0%	100%
	Gran Canaria	2.1%	2.1%	81.5%	12.2%	0.2%	1.9%	0.0%	100%
	Tenerife	4.9%	1.4%	8.7%	70.6%	10.5%	1.7%	2.0%	100%
	La Gomera	0.0%	0.0%	25.1%	60.0%	8.1%	6.8%	0.0%	100%
	La Palma	1.5%	2.6%	7.2%	83.4%	0.2%	5.2%	0.0%	100%
	El Hierro	0.0%	0.0%	39.9%	53.1%	0.0%	3.3%	3.7%	100%
	CANARY ISLANDS	6.0%	4.1%	38.4%	44.4%	4.2%	2.0%	0.9%	100%