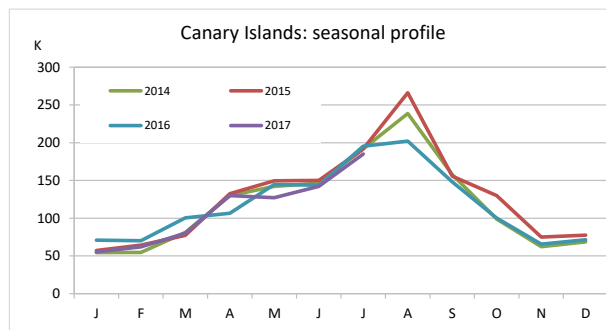
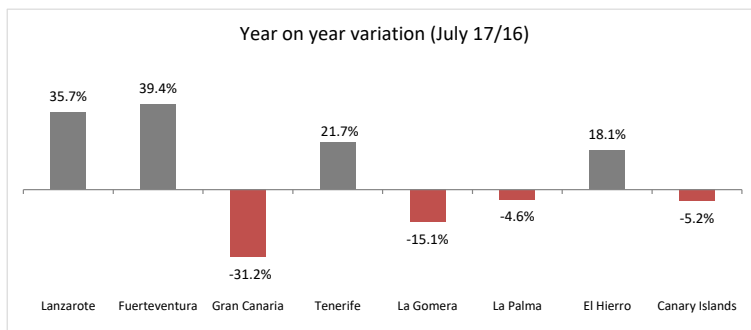


Canary Islands residents staying in tourist accommodation by island of stay

	Lanzarote	Fuerteventura	Gran Canaria	Tenerife	La Gomera	La Palma	El Hierro	Canary Islands
July 2014	15,267	28,701	76,164	54,436	6,111	9,216	1,775	191,670
July 2015	15,076	21,686	82,275	55,498	6,079	10,553	661	191,828
July 2016	14,656	14,884	97,607	48,298	8,722	9,276	1,821	195,264
July 2017	19,881	20,752	67,183	58,794	7,406	8,848	2,150	185,014
% tourists from that island	52.2%	12.2%	70.1%	12.1%	3.8%	15.9%	0.3%	100%
Change, 17-16	5,225	5,868	-30,424	10,496	-1,316	-428	329	-10,250
Change, % 17-16	35.7%	39.4%	-31.2%	21.7%	-15.1%	-4.6%	18.1%	-5.2%



Canary Islands residents staying in tourist accommodation by island of residence and island of stay

		ISLAND OF STAY							CANARY ISLANDS
		Lanzarote	Fuerteventura	Gran Canaria	Tenerife	La Gomera	La Palma	El Hierro	
ISLAND OF RESIDENCE	Lanzarote	10,380	6,065	4,039	901	0	463	13	21,861
	Fuerteventura	524	2,533	1,248	466	12	103	2	4,888
	Gran Canaria	6,634	8,146	47,125	8,335	907	1,816	1,158	74,121
	Tenerife	1,952	3,996	7,085	36,221	6,133	4,931	952	61,270
	La Gomera	91	0	295	1,214	285	84	0	1,969
	La Palma	288	0	7,389	9,304	67	1,410	19	18,477
	El Hierro	12	12	2	2,353	2	41	6	2,428
	CANARY ISLANDS	19,881	20,752	67,183	58,794	7,406	8,848	2,150	185,014

Canary Islands residents travelling to other islands (residents of each island are excluded)

	Lanzarote	Fuerteventura	Gran Canaria	Tenerife	La Gomera	La Palma	El Hierro	CANARY ISLANDS
Outbound tourism	11,481	2,355	26,996	25,049	1,684	17,067	2,422	87,054
Inbound tourism	9,501	18,219	20,058	22,573	7,121	7,438	2,144	87,054
Net balance	-1,980	15,864	-6,938	-2,476	5,437	-9,629	-278	0

Distribution by island of residence

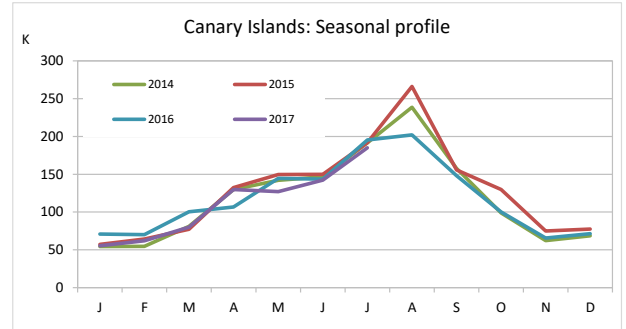
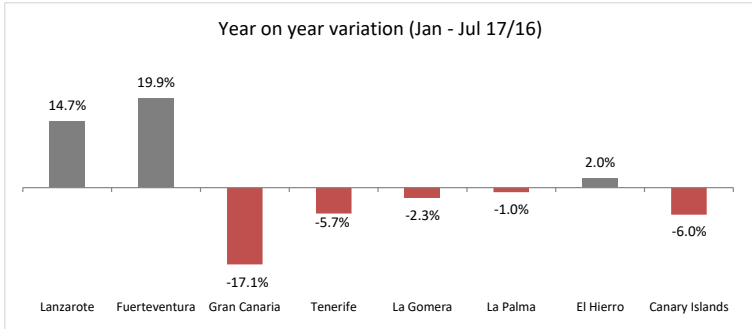
		ISLAND OF STAY							CANARY ISLANDS
		Lanzarote	Fuerteventura	Gran Canaria	Tenerife	La Gomera	La Palma	El Hierro	
ISLAND OF RESIDENCE	Lanzarote	52.2%	29.2%	6.0%	1.5%	0.0%	5.2%	0.6%	11.8%
	Fuerteventura	2.6%	12.2%	1.9%	0.8%	0.2%	1.2%	0.1%	2.6%
	Gran Canaria	33.4%	39.3%	70.1%	14.2%	12.2%	20.5%	53.9%	40.1%
	Tenerife	9.8%	19.3%	10.5%	61.6%	82.8%	55.7%	44.3%	33.1%
	La Gomera	0.5%	0.0%	0.4%	2.1%	3.8%	0.9%	0.0%	1.1%
	La Palma	1.4%	0.0%	11.0%	15.8%	0.9%	15.9%	0.9%	10.0%
	El Hierro	0.1%	0.1%	0.0%	4.0%	0.0%	0.5%	0.3%	1.3%
	CANARY ISLANDS	100.0%	100.0%	100.0%	100.0%	100.0%	100.0%	100.0%	100.0%

Distribution by island of stay

		ISLAND OF STAY							CANARY ISLANDS
		Lanzarote	Fuerteventura	Gran Canaria	Tenerife	La Gomera	La Palma	El Hierro	
ISLAND OF RESIDENCE	Lanzarote	47.5%	27.7%	18.5%	4.1%	0.0%	2.1%	0.1%	100.0%
	Fuerteventura	10.7%	51.8%	25.5%	9.5%	0.2%	2.1%	0.0%	100.0%
	Gran Canaria	9.0%	11.0%	63.6%	11.2%	1.2%	2.5%	1.6%	100.0%
	Tenerife	3.2%	6.5%	11.6%	59.1%	10.0%	8.0%	1.6%	100.0%
	La Gomera	4.6%	0.0%	15.0%	61.7%	14.5%	4.3%	0.0%	100.0%
	La Palma	1.6%	0.0%	40.0%	50.4%	0.4%	7.6%	0.1%	100.0%
	El Hierro	0.5%	0.5%	0.1%	96.9%	0.1%	1.7%	0.2%	100.0%
	CANARY ISLANDS	10.7%	11.2%	36.3%	31.8%	4.0%	4.8%	1.2%	100.0%

Canary Islands residents staying in tourist accommodation by island of stay

	Lanzarote	Fuerteventura	Gran Canaria	Tenerife	La Gomera	La Palma	El Hierro	Canary Islands
Jan-Jul 2014	69,087	89,837	315,392	250,890	27,524	41,224	6,426	<b>800,380</b>
Jan-Jul 2015	75,250	81,108	326,625	266,879	30,480	37,465	4,863	<b>822,670</b>
Jan-Jul 2016	79,508	66,699	345,314	257,875	33,205	41,738	7,051	<b>831,390</b>
Jan-Jul 2017	91,203	79,958	286,404	243,114	32,453	41,316	7,192	<b>781,640</b>
% tourists from that island	50.1%	26.9%	66.9%	59.5%	5.9%	13.2%	0.3%	100%
Change, 17-16	11,695	13,259	<b>-58,910</b>	<b>-14,761</b>	<b>-752</b>	<b>-422</b>	141	<b>-49,750</b>
Change, % 17-16	14.7%	19.9%	<b>-17.1%</b>	<b>-5.7%</b>	<b>-2.3%</b>	<b>-1.0%</b>	2.0%	<b>-6.0%</b>



Canary Islands residents staying in tourist accommodation by island of residence and island of stay

		ISLAND OF STAY							
		Lanzarote	Fuerteventura	Gran Canaria	Tenerife	La Gomera	La Palma	El Hierro	CANARY ISLANDS
ISLAND OF RESIDENCE	Lanzarote	<b>45,689</b>	13,252	21,221	4,663	19	2,975	342	88,161
	Fuerteventura	4,119	<b>21,531</b>	6,515	3,818	51	1,004	2	37,040
	Gran Canaria	28,788	32,908	<b>191,734</b>	38,777	2,553	7,176	1,868	303,804
	Tenerife	8,280	11,408	44,391	<b>144,671</b>	27,018	23,810	3,803	263,381
	La Gomera	95	1	618	8,117	<b>1,900</b>	721	552	12,004
	La Palma	3,898	838	21,449	28,638	884	<b>5,458</b>	603	61,768
	El Hierro	334	20	476	14,430	28	172	<b>22</b>	15,482
	CANARY ISLANDS	<b>91,203</b>	<b>79,958</b>	<b>286,404</b>	<b>243,114</b>	<b>32,453</b>	<b>41,316</b>	<b>7,192</b>	<b>781,640</b>

Canary Islands residents travelling to other islands (residents of each island are excluded)

	Lanzarote	Fuerteventura	Gran Canaria	Tenerife	La Gomera	La Palma	El Hierro	CANARY ISLANDS
Outbound tourism	42,472	15,509	112,070	118,710	10,104	56,310	15,460	370,635
Inbound tourism	45,514	58,427	94,670	98,443	30,553	35,858	7,170	370,635
Net balance	3,042	42,918	<b>-17,400</b>	<b>-20,267</b>	20,449	<b>-20,452</b>	<b>-8,290</b>	0

Distribution by island of residence

		ISLAND OF STAY							
		Lanzarote	Fuerteventura	Gran Canaria	Tenerife	La Gomera	La Palma	El Hierro	CANARY ISLANDS
ISLAND OF RESIDENCE	Lanzarote	<b>50.1%</b>	16.6%	7.4%	1.9%	0.1%	7.2%	4.8%	11.3%
	Fuerteventura	4.5%	<b>26.9%</b>	2.3%	1.6%	0.2%	2.4%	0.0%	4.7%
	Gran Canaria	31.6%	41.2%	<b>66.9%</b>	16.0%	7.9%	17.4%	26.0%	38.9%
	Tenerife	9.1%	14.3%	15.5%	<b>59.5%</b>	83.3%	57.6%	52.9%	33.7%
	La Gomera	0.1%	0.0%	0.2%	3.3%	<b>5.9%</b>	1.7%	7.7%	1.5%
	La Palma	4.3%	1.0%	7.5%	11.8%	2.7%	<b>13.2%</b>	8.4%	7.9%
	El Hierro	0.4%	0.0%	0.2%	5.9%	0.1%	0.4%	<b>0.3%</b>	2.0%
	CANARY ISLANDS	<b>100.0%</b>	<b>100.0%</b>	<b>100.0%</b>	<b>100.0%</b>	<b>100.0%</b>	<b>100.0%</b>	<b>100.0%</b>	<b>100.0%</b>

Distribution by island of stay

		ISLAND OF STAY							
		Lanzarote	Fuerteventura	Gran Canaria	Tenerife	La Gomera	La Palma	El Hierro	CANARY ISLANDS
ISLAND OF RESIDENCE	Lanzarote	<b>51.8%</b>	15.0%	24.1%	5.3%	0.0%	3.4%	0.4%	100.0%
	Fuerteventura	11.1%	<b>58.1%</b>	17.6%	10.3%	0.1%	2.7%	0.0%	100.0%
	Gran Canaria	9.5%	10.8%	<b>63.1%</b>	12.8%	0.8%	2.4%	0.6%	100.0%
	Tenerife	3.1%	4.3%	16.9%	<b>54.9%</b>	10.3%	9.0%	1.4%	100.0%
	La Gomera	0.8%	0.0%	5.1%	67.6%	<b>15.8%</b>	6.0%	4.6%	100.0%
	La Palma	6.3%	1.4%	34.7%	46.4%	1.4%	<b>8.8%</b>	1.0%	100.0%
	El Hierro	2.2%	0.1%	3.1%	93.2%	0.2%	1.1%	<b>0.1%</b>	100.0%
	CANARY ISLANDS	<b>11.7%</b>	<b>10.2%</b>	<b>36.6%</b>	<b>31.1%</b>	<b>4.2%</b>	<b>5.3%</b>	<b>0.9%</b>	<b>100.0%</b>