

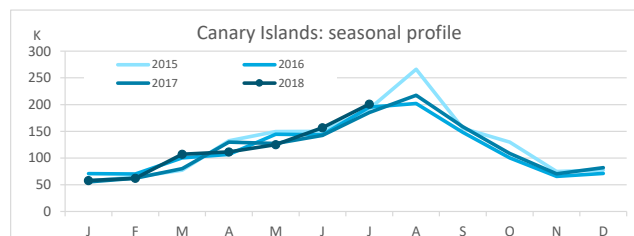
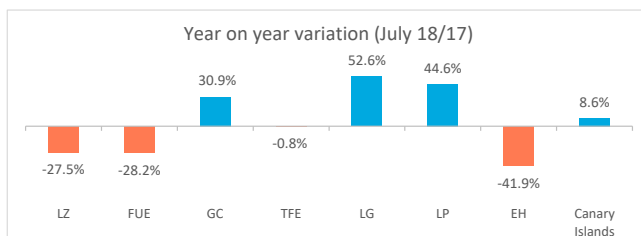
Domestic tourism

July 2018



Canary Islands residents staying in tourist accommodation by island of stay

	Lanzarote	Fuerteventura	Gran Canaria	Tenerife	La Gomera	La Palma	El Hierro	Canary Islands
July 2017	19,881	20,752	67,183	58,794	7,406	8,848	2,150	185,014
July 2018	14,418	14,892	87,932	58,312	11,301	12,797	1,250	200,902
% residents in the island	42.2%	23.4%	80.1%	15.3%	48.5%	30.2%	23.0%	100%
Change, 18-17	-5,463	-5,860	20,749	-482	3,895	3,949	-900	15,888
Change, % 18-17	-27.5%	-28.2%	30.9%	-0.8%	52.6%	44.6%	-41.9%	8.6%



Canary Islands residents staying in tourist accommodation by island of residence and island of stay

ISLAND OF RESIDENCE	ISLAND OF STAY							
	Lanzarote	Fuerteventura	Gran Canaria	Tenerife	La Gomera	La Palma	El Hierro	CANARY ISLANDS
Lanzarote	6,080	109	2,025	989	85	1,957	4	11,249
Fuerteventura	1,653	3,488	1,087	598	22	222	0	7,070
Gran Canaria	3,196	8,587	70,461	11,890	639	1,922	153	96,848
Tenerife	3,168	2,201	8,893	38,147	4,981	2,661	605	60,656
La Gomera	54	3	656	1,435	5,484	676	36	8,344
La Palma	8	504	4,148	4,124	70	3,867	165	12,886
El Hierro	259	0	662	1,129	20	1,492	287	3,849
CANARY ISLANDS	14,418	14,892	87,932	58,312	11,301	12,797	1,250	200,902

Year on year variation: July 2018/2017

ISLAND OF RESIDENCE	ISLAND OF STAY							
	Lanzarote	Fuerteventura	Gran Canaria	Tenerife	La Gomera	La Palma	El Hierro	CANARY ISLANDS
Lanzarote	-41.4%	-98.2%	-49.9%	9.8%	--	322.7%	-69.2%	-48.5%
Fuerteventura	215.5%	37.7%	-12.9%	28.3%	83.3%	115.5%	-100.0%	44.6%
Gran Canaria	-51.8%	5.4%	49.5%	42.7%	-29.5%	5.8%	-86.8%	30.7%
Tenerife	62.3%	-44.9%	25.5%	5.3%	-18.8%	-46.0%	-36.4%	-1.0%
La Gomera	-40.7%	--	122.4%	18.2%	1824.2%	704.8%	--	323.8%
La Palma	-97.2%	--	-43.9%	-55.7%	4.5%	174.3%	768.4%	-30.3%
El Hierro	2058.3%	-100.0%	33000.0%	-52.0%	900.0%	3539.0%	4683.3%	58.5%
CANARY ISLANDS	-27.5%	-28.2%	30.9%	-0.8%	52.6%	44.6%	-41.9%	8.6%

Canary Islands residents travelling to other islands (residents of each island are excluded)

	Lanzarote	Fuerteventura	Gran Canaria	Tenerife	La Gomera	La Palma	El Hierro	CANARY ISLANDS
Outbound tourism	5,169	3,582	26,387	22,509	2,860	9,019	3,562	73,088
Year on year variation (%)	-55.0%	52.1%	-2.3%	-10.1%	69.8%	-47.2%	47.1%	-16.0%
Inbound tourism	8,338	11,404	17,471	20,165	5,817	8,930	963	73,088
Year on year variation (%)	-12.2%	-37.4%	-12.9%	-10.7%	-18.3%	20.1%	-55.1%	-16.0%
Net balance	3,169	7,822	-8,916	-2,344	2,957	-89	-2,599	0

Distribution by island of residence

ISLAND OF RESIDENCE	ISLAND OF STAY							
	Lanzarote	Fuerteventura	Gran Canaria	Tenerife	La Gomera	La Palma	El Hierro	CANARY ISLANDS
Lanzarote	42.2%	0.7%	2.3%	1.7%	0.8%	15.3%	0.3%	5.6%
Fuerteventura	11.5%	23.4%	1.2%	1.0%	0.2%	1.7%	0.0%	3.5%
Gran Canaria	22.2%	57.7%	80.1%	20.4%	5.7%	15.0%	12.2%	48.2%
Tenerife	22.0%	14.8%	10.1%	65.4%	44.1%	20.8%	48.4%	30.2%
La Gomera	0.4%	0.0%	0.7%	2.5%	48.5%	5.3%	2.9%	4.2%
La Palma	0.1%	3.4%	4.7%	7.1%	0.6%	30.2%	13.2%	6.4%
El Hierro	1.8%	0.0%	0.8%	1.9%	0.2%	11.7%	23.0%	1.9%
CANARY ISLANDS	100%	100%	100%	100%	100%	100%	100%	100%

Distribution by island of stay

ISLAND OF RESIDENCE	ISLAND OF STAY							
	Lanzarote	Fuerteventura	Gran Canaria	Tenerife	La Gomera	La Palma	El Hierro	CANARY ISLANDS
Lanzarote	54.0%	1.0%	18.0%	8.8%	0.8%	17.4%	0.0%	100%
Fuerteventura	23.4%	49.3%	15.4%	8.5%	0.3%	3.1%	0.0%	100%
Gran Canaria	3.3%	8.9%	72.8%	12.3%	0.7%	2.0%	0.2%	100%
Tenerife	5.2%	3.6%	14.7%	62.9%	8.2%	4.4%	1.0%	100%
La Gomera	0.6%	0.0%	7.9%	17.2%	65.7%	8.1%	0.4%	100%
La Palma	0.1%	3.9%	32.2%	32.0%	0.5%	30.0%	1.3%	100%
El Hierro	6.7%	0.0%	17.2%	29.3%	0.5%	38.8%	7.5%	100%
CANARY ISLANDS	7.2%	7.4%	43.8%	29.0%	5.6%	6.4%	0.6%	100%

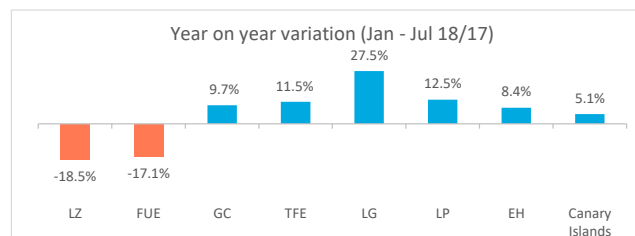
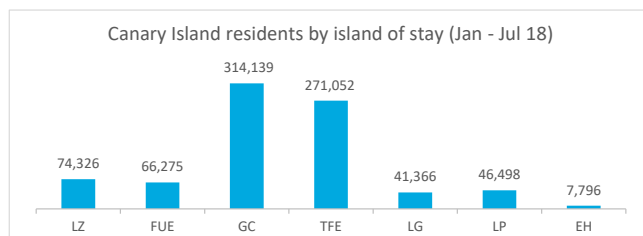
Domestic tourism

January - July 2018



Canary Islands residents staying in tourist accommodation by island of stay

	Lanzarote	Fuerteventura	Gran Canaria	Tenerife	La Gomera	La Palma	El Hierro	Canary Islands
Jan-Jul 2017	91,203	79,958	286,404	243,114	32,453	41,316	7,192	781,640
Jan-Jul 2018	74,326	66,275	314,139	271,052	41,366	46,498	7,796	821,452
% tourist of the island	50.6%	18.8%	70.9%	14.8%	55.0%	34.4%	5.1%	100%
Change, 18-17	-16,877	-13,683	27,735	27,938	8,913	5,182	604	39,812
Change, % 18-17	-18.5%	-17.1%	9.7%	11.5%	27.5%	12.5%	8.4%	5.1%



Canary Islands residents staying in tourist accommodation by island of residence and island of stay

ISLAND OF RESIDENCE	ISLAND OF STAY							CANARY ISLANDS
	Lanzarote	Fuerteventura	Gran Canaria	Tenerife	La Gomera	La Palma	El Hierro	
Lanzarote	37,633	3,935	22,974	4,875	94	3,618	155	73,284
Fuerteventura	6,089	12,466	7,183	2,760	51	2,363	29	30,941
Gran Canaria	19,269	35,420	222,764	56,545	2,117	7,068	1,053	344,236
Tenerife	9,928	13,202	40,109	169,148	15,725	13,800	5,465	267,377
La Gomera	60	14	2,177	5,965	22,739	1,777	146	32,878
La Palma	949	1,238	17,036	26,218	484	16,008	550	62,483
El Hierro	398	0	1,896	5,541	156	1,864	398	10,253
CANARY ISLANDS	74,326	66,275	314,139	271,052	41,366	46,498	7,796	821,452

Year on year variation: January - July 2018/2017

ISLAND OF RESIDENCE	ISLAND OF STAY							CANARY ISLANDS
	Lanzarote	Fuerteventura	Gran Canaria	Tenerife	La Gomera	La Palma	El Hierro	
Lanzarote	-17.6%	-70.3%	8.3%	4.5%	394.7%	21.6%	-54.7%	-16.9%
Fuerteventura	47.8%	-42.1%	10.3%	-27.7%	0.0%	135.4%	1350.0%	-16.5%
Gran Canaria	-33.1%	7.6%	16.2%	45.8%	-17.1%	-1.5%	-43.6%	13.3%
Tenerife	19.9%	15.7%	-9.6%	16.9%	-41.8%	-42.0%	43.7%	1.5%
La Gomera	-36.8%	1300.0%	252.3%	-26.5%	1096.8%	146.5%	-73.6%	173.9%
La Palma	-75.7%	47.7%	-20.6%	-8.5%	-45.2%	193.3%	-8.8%	1.2%
El Hierro	19.2%	-100.0%	298.3%	-61.6%	457.1%	983.7%	1709.1%	-33.8%
CANARY ISLANDS	-18.5%	-17.1%	9.7%	11.5%	27.5%	12.5%	8.4%	5.1%

Canary Islands residents travelling to other islands (residents of each island are excluded)

	Lanzarote	Fuerteventura	Gran Canaria	Tenerife	La Gomera	La Palma	El Hierro	Canary Islands
Outbound tourism	35,651	18,475	121,472	98,229	10,139	46,475	9,855	340,296
Year on year variation (%)	-16.1%	19.1%	8.4%	-17.3%	0.3%	-17.5%	-36.3%	-8.2%
Inbound tourism	36,693	53,809	91,375	101,904	18,627	30,490	7,398	340,296
Year on year variation (%)	-19.4%	-7.9%	-3.5%	3.5%	-39.0%	-15.0%	3.2%	-8.2%
Net balance	1,042	35,334	-30,097	3,675	8,488	-15,985	-2,457	0

Distribution by island of residence

ISLAND OF RESIDENCE	ISLAND OF STAY							CANARY ISLANDS
	Lanzarote	Fuerteventura	Gran Canaria	Tenerife	La Gomera	La Palma	El Hierro	
Lanzarote	50.6%	5.9%	7.3%	1.8%	0.2%	7.8%	2.0%	8.9%
Fuerteventura	8.2%	18.8%	2.3%	1.0%	0.1%	5.1%	0.4%	3.8%
Gran Canaria	25.9%	53.4%	70.9%	20.9%	5.1%	15.2%	13.5%	41.9%
Tenerife	13.4%	19.9%	12.8%	62.4%	38.0%	29.7%	70.1%	32.5%
La Gomera	0.1%	0.0%	0.7%	2.2%	55.0%	3.8%	1.9%	4.0%
La Palma	1.3%	1.9%	5.4%	9.7%	1.2%	34.4%	7.1%	7.6%
El Hierro	0.5%	0.0%	0.6%	2.0%	0.4%	4.0%	5.1%	1.2%
CANARY ISLANDS	100%	100%	100%	100%	100%	100%	100%	100%

Distribution by island of stay

ISLAND OF RESIDENCE	ISLAND OF STAY							CANARY ISLANDS
	Lanzarote	Fuerteventura	Gran Canaria	Tenerife	La Gomera	La Palma	El Hierro	
Lanzarote	51.4%	5.4%	31.3%	6.7%	0.1%	4.9%	0.2%	100%
Fuerteventura	19.7%	40.3%	23.2%	8.9%	0.2%	7.6%	0.1%	100%
Gran Canaria	5.6%	10.3%	64.7%	16.4%	0.6%	2.1%	0.3%	100%
Tenerife	3.7%	4.9%	15.0%	63.3%	5.9%	5.2%	2.0%	100%
La Gomera	0.2%	0.0%	6.6%	18.1%	69.2%	5.4%	0.4%	100%
La Palma	1.5%	2.0%	27.3%	42.0%	0.8%	25.6%	0.9%	100%
El Hierro	3.9%	0.0%	18.5%	54.0%	1.5%	18.2%	3.9%	100%
CANARY ISLANDS	9.0%	8.1%	38.2%	33.0%	5.0%	5.7%	0.9%	100%