

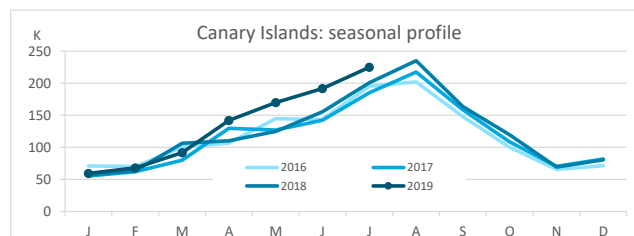
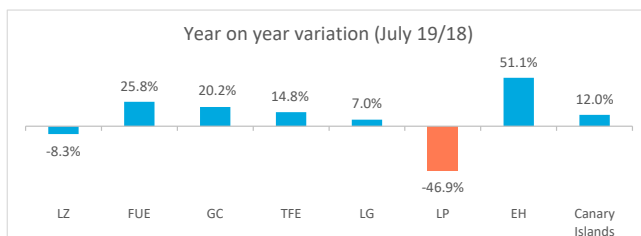
Domestic tourism

July 2019



Canary Islands residents staying in tourist accommodation by island of stay

	Lanzarote	Fuerteventura	Gran Canaria	Tenerife	La Gomera	La Palma	El Hierro	Canary Islands
July 2018	15,344	14,054	86,397	59,627	11,251	12,797	1,250	200,720
July 2019	14,074	17,673	103,890	68,473	12,039	6,800	1,889	224,838
% residents in the island	34.2%	18.8%	54.1%	21.4%	2.2%	51.2%	36.5%	100%
Change, 19-18	-1,270	3,619	17,493	8,846	788	-5,997	639	24,118
Change, % 19-18	-8.3%	25.8%	20.2%	14.8%	7.0%	-46.9%	51.1%	12.0%



Canary Islands residents staying in tourist accommodation by island of residence and island of stay

ISLAND OF RESIDENCE	ISLAND OF STAY							
	Lanzarote	Fuerteventura	Gran Canaria	Tenerife	La Gomera	La Palma	El Hierro	CANARY ISLANDS
Lanzarote	4,810	646	4,549	948	3	160	2	11,118
Fuerteventura	1,267	3,323	10,665	353	30	414	2	16,054
Gran Canaria	3,808	8,553	56,225	12,470	405	693	231	82,385
Tenerife	2,134	4,474	14,678	43,703	11,199	1,988	965	79,141
La Gomera	4	0	13,551	1,165	262	49	0	15,031
La Palma	2,051	393	4,095	5,327	140	3,480	0	15,486
El Hierro	0	284	127	4,507	0	16	689	5,623
CANARY ISLANDS	14,074	17,673	103,890	68,473	12,039	6,800	1,889	224,838

Year on year variation: July 2019/2018

ISLAND OF RESIDENCE	ISLAND OF STAY							
	Lanzarote	Fuerteventura	Gran Canaria	Tenerife	La Gomera	La Palma	El Hierro	CANARY ISLANDS
Lanzarote	-12.2%	492.7%	124.6%	-4.4%	-96.5%	-91.8%	-50.0%	4.4%
Fuerteventura	-30.2%	-6.9%	743.8%	-41.0%	-41.2%	86.5%	--	113.5%
Gran Canaria	5.5%	11.4%	-15.3%	4.5%	-40.6%	-63.9%	51.0%	-10.8%
Tenerife	-48.2%	103.3%	66.4%	12.1%	10.4%	-25.3%	59.5%	17.1%
La Gomera	-92.6%	-100.0%	1965.7%	-35.7%	32.3%	-92.8%	-100.0%	337.6%
La Palma	2537.5%	-20.8%	-37.7%	28.9%	100.0%	-10.0%	-100.0%	1.1%
El Hierro	-100.0%	--	-80.8%	290.2%	-100.0%	-98.9%	140.1%	45.1%
CANARY ISLANDS	-8.3%	25.8%	20.2%	14.8%	7.0%	-46.9%	51.1%	12.0%

Canary Islands residents travelling to other islands (residents of each island are excluded)

	Lanzarote	Fuerteventura	Gran Canaria	Tenerife	La Gomera	La Palma	El Hierro	CANARY ISLANDS
Outbound tourism	6,308	12,731	26,160	35,438	14,769	12,006	4,934	112,346
Year on year variation (%)	22.0%	222.3%	0.7%	24.1%	356.3%	4.9%	37.5%	37.1%
Inbound tourism	9,264	14,350	47,665	24,770	11,777	3,320	1,200	112,346
Year on year variation (%)	-6.1%	36.8%	138.3%	20.1%	6.6%	-62.8%	24.6%	37.1%
Net balance	2,956	1,619	21,505	-10,668	-2,992	-8,686	-3,734	0

Distribution by island of residence

ISLAND OF RESIDENCE	ISLAND OF STAY							
	Lanzarote	Fuerteventura	Gran Canaria	Tenerife	La Gomera	La Palma	El Hierro	CANARY ISLANDS
Lanzarote	34.2%	3.7%	4.4%	1.4%	0.0%	2.4%	0.1%	4.9%
Fuerteventura	9.0%	18.8%	10.3%	0.5%	0.2%	6.1%	0.1%	7.1%
Gran Canaria	27.1%	48.4%	54.1%	18.2%	3.4%	10.2%	12.2%	36.6%
Tenerife	15.2%	25.3%	14.1%	63.8%	93.0%	29.2%	51.1%	35.2%
La Gomera	0.0%	0.0%	13.0%	1.7%	2.2%	0.7%	0.0%	6.7%
La Palma	14.6%	2.2%	3.9%	7.8%	1.2%	51.2%	0.0%	6.9%
El Hierro	0.0%	1.6%	0.1%	6.6%	0.0%	0.2%	36.5%	2.5%
CANARY ISLANDS	100%	100%	100%	100%	100%	100%	100%	100%

Distribution by island of stay

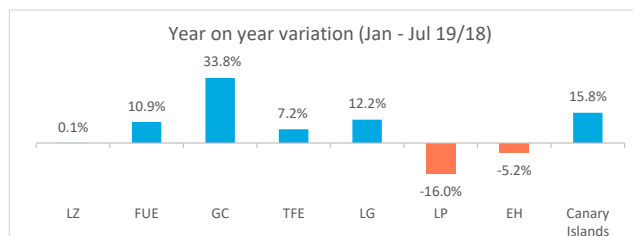
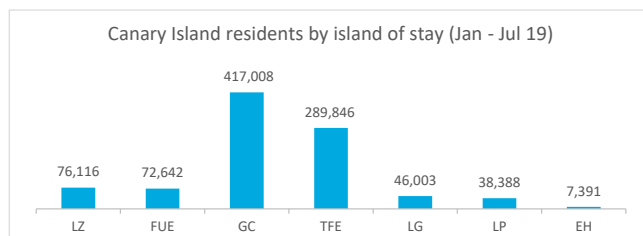
ISLAND OF RESIDENCE	ISLAND OF STAY							
	Lanzarote	Fuerteventura	Gran Canaria	Tenerife	La Gomera	La Palma	El Hierro	CANARY ISLANDS
Lanzarote	43.3%	5.8%	40.9%	8.5%	0.0%	1.4%	0.0%	100%
Fuerteventura	7.9%	20.7%	66.4%	2.2%	0.2%	2.6%	0.0%	100%
Gran Canaria	4.6%	10.4%	68.2%	15.1%	0.5%	0.8%	0.3%	100%
Tenerife	2.7%	5.7%	18.5%	55.2%	14.2%	2.5%	1.2%	100%
La Gomera	0.0%	0.0%	90.2%	7.8%	1.7%	0.3%	0.0%	100%
La Palma	13.2%	2.5%	26.4%	34.4%	0.9%	22.5%	0.0%	100%
El Hierro	0.0%	5.1%	2.3%	80.2%	0.0%	0.3%	12.3%	100%
CANARY ISLANDS	6.3%	7.9%	46.2%	30.5%	5.4%	3.0%	0.8%	100%

Domestic tourism January - July 2019



Canary Islands residents staying in tourist accommodation by island of stay

	Lanzarote	Fuerteventura	Gran Canaria	Tenerife	La Gomera	La Palma	El Hierro	Canary Islands
Jan-Jul 2018	76,045	65,476	311,553	270,443	41,018	45,718	7,796	818,049
Jan-Jul 2019	76,116	72,642	417,008	289,846	46,003	38,388	7,391	947,394
% tourist of the island	32.6%	17.1%	60.6%	19.7%	2.7%	40.4%	19.2%	100%
Change, 19-18	71	7,166	105,455	19,403	4,985	-7,330	-405	129,345
Change, % 19-18	0.1%	10.9%	33.8%	7.2%	12.2%	-16.0%	-5.2%	15.8%



Canary Islands residents staying in tourist accommodation by island of residence and island of stay

ISLAND OF RESIDENCE	ISLAND OF STAY							
	Lanzarote	Fuerteventura	Gran Canaria	Tenerife	La Gomera	La Palma	El Hierro	CANARY ISLANDS
Lanzarote	24,805	3,525	23,744	4,311	44	3,083	74	59,586
Fuerteventura	6,237	12,424	46,533	4,515	51	1,064	151	70,975
Gran Canaria	23,306	34,192	252,663	36,260	1,779	4,834	1,202	354,236
Tenerife	14,304	16,610	57,224	189,508	42,386	12,988	3,875	336,895
La Gomera	45	0	16,840	6,938	1,256	713	181	25,973
La Palma	7,296	5,408	15,181	36,706	412	15,520	492	81,015
El Hierro	123	483	4,823	11,608	75	186	1,416	18,714
CANARY ISLANDS	76,116	72,642	417,008	289,846	46,003	38,388	7,391	947,394

Year on year variation: January - July 2019/2018

ISLAND OF RESIDENCE	ISLAND OF STAY							
	Lanzarote	Fuerteventura	Gran Canaria	Tenerife	La Gomera	La Palma	El Hierro	CANARY ISLANDS
Lanzarote	-34.1%	-10.4%	4.6%	-12.2%	-53.2%	-14.3%	-52.3%	-18.4%
Fuerteventura	-0.8%	-3.3%	529.6%	63.6%	-36.3%	-53.9%	420.7%	123.9%
Gran Canaria	17.8%	-0.3%	16.0%	-36.0%	-17.6%	-30.0%	14.2%	4.6%
Tenerife	30.7%	26.1%	42.3%	12.6%	16.0%	-2.9%	-29.1%	17.0%
La Gomera	-25.0%	-100.0%	648.8%	9.4%	-16.0%	-59.9%	24.0%	114.9%
La Palma	668.8%	339.7%	-22.3%	41.5%	-14.9%	-2.4%	-10.5%	25.4%
El Hierro	-69.1%	--	180.7%	107.8%	-51.9%	-90.0%	255.8%	85.1%
CANARY ISLANDS	0.1%	10.9%	33.8%	7.2%	12.2%	-16.0%	-5.2%	15.8%

Canary Islands residents travelling to other islands (residents of each island are excluded)

	Lanzarote	Fuerteventura	Gran Canaria	Tenerife	La Gomera	La Palma	El Hierro	CANARY ISLANDS
Outbound tourism	34,781	58,551	101,573	147,387	24,717	65,495	17,298	449,802
Year on year variation (%)	-1.7%	210.5%	-15.9%	23.1%	133.4%	34.5%	78.1%	23.7%
Inbound tourism	51,311	60,218	164,345	100,338	44,747	22,868	5,975	449,802
Year on year variation (%)	33.6%	14.4%	75.2%	-1.8%	13.2%	-23.3%	-19.2%	23.7%
Net balance	16,530	1,667	62,772	-47,049	20,030	-42,627	-11,323	0

Distribution by island of residence

ISLAND OF RESIDENCE	ISLAND OF STAY							
	Lanzarote	Fuerteventura	Gran Canaria	Tenerife	La Gomera	La Palma	El Hierro	CANARY ISLANDS
Lanzarote	32.6%	4.9%	5.7%	1.5%	0.1%	8.0%	1.0%	6.3%
Fuerteventura	8.2%	17.1%	11.2%	1.6%	0.1%	2.8%	2.0%	7.5%
Gran Canaria	30.6%	47.1%	60.6%	12.5%	3.9%	12.6%	16.3%	37.4%
Tenerife	18.8%	22.9%	13.7%	65.4%	92.1%	33.8%	52.4%	35.6%
La Gomera	0.1%	0.0%	4.0%	2.4%	2.7%	1.9%	2.4%	2.7%
La Palma	9.6%	7.4%	3.6%	12.7%	0.9%	40.4%	6.7%	8.6%
El Hierro	0.2%	0.7%	1.2%	4.0%	0.2%	0.5%	19.2%	2.0%
CANARY ISLANDS	100%	100%	100%	100%	100%	100%	100%	100%

Distribution by island of stay

ISLAND OF RESIDENCE	ISLAND OF STAY							
	Lanzarote	Fuerteventura	Gran Canaria	Tenerife	La Gomera	La Palma	El Hierro	CANARY ISLANDS
Lanzarote	41.6%	5.9%	39.8%	7.2%	0.1%	5.2%	0.1%	100%
Fuerteventura	8.8%	17.5%	65.6%	6.4%	0.1%	1.5%	0.2%	100%
Gran Canaria	6.6%	9.7%	71.3%	10.2%	0.5%	1.4%	0.3%	100%
Tenerife	4.2%	4.9%	17.0%	56.3%	12.6%	3.9%	1.2%	100%
La Gomera	0.2%	0.0%	64.8%	26.7%	4.8%	2.7%	0.7%	100%
La Palma	9.0%	6.7%	18.7%	45.3%	0.5%	19.2%	0.6%	100%
El Hierro	0.7%	2.6%	25.8%	62.0%	0.4%	1.0%	7.6%	100%
CANARY ISLANDS	8.0%	7.7%	44.0%	30.6%	4.9%	4.1%	0.8%	100%