

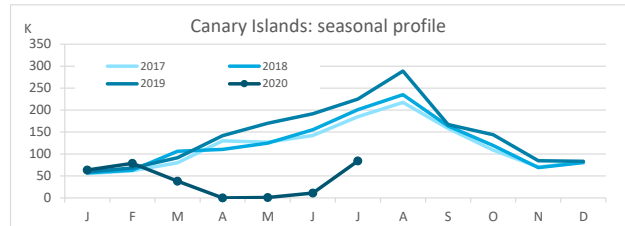
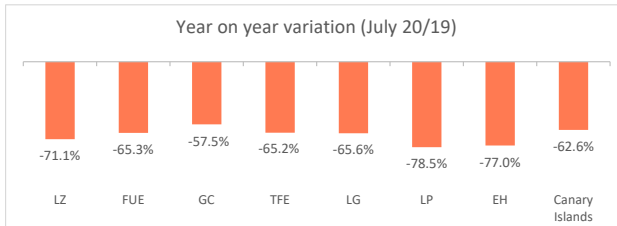
Domestic tourism

July 2020



Canary Islands residents staying in tourist accommodation by island of stay

	Lanzarote	Fuerteventura	Gran Canaria	Tenerife	La Gomera	La Palma	El Hierro	Canary Islands
July 2019	14,074	17,673	103,890	68,473	12,039	6,800	1,889	224,838
July 2020	4,068	6,141	44,103	23,807	4,141	1,463	435	84,158
% residents in the island	19.5%	43.7%	80.8%	22.3%	7.9%	23.4%	26.0%	100%
Change, 20-19	-10,006	-11,532	-59,787	-44,666	-7,898	-5,337	-1,454	-140,680
Change, % 20-19	-71.1%	-65.3%	-57.5%	-65.2%	-65.6%	-78.5%	-77.0%	-62.6%



Canary Islands residents staying in tourist accommodation by island of residence and island of stay

ISLAND OF RESIDENCE	ISLAND OF STAY								CANARY ISLANDS
	Lanzarote	Fuerteventura	Gran Canaria	Tenerife	La Gomera	La Palma	El Hierro		
Lanzarote	793	87	1,313	540	59	68	0		2,860
Fuerteventura	344	2,683	292	191	47	99	0		3,656
Gran Canaria	2,085	672	35,651	1,393	209	341	87		40,438
Tenerife	770	2,384	5,305	17,972	3,457	447	235		30,570
La Gomera	0	0	439	494	326	108	0		1,367
La Palma	76	315	1,103	2,829	43	343	0		4,709
El Hierro	0	0	0	388	0	57	113		558
CANARY ISLANDS	4,068	6,141	44,103	23,807	4,141	1,463	435		84,158

Year on year variation: March 2020/2019

ISLAND OF RESIDENCE	ISLAND OF STAY								CANARY ISLANDS
	Lanzarote	Fuerteventura	Gran Canaria	Tenerife	La Gomera	La Palma	El Hierro		
Lanzarote	-83.5%	-86.5%	-71.1%	-43.0%	1866.7%	-57.5%	-100.0%		-74.3%
Fuerteventura	-72.8%	-19.3%	-97.3%	-45.9%	56.7%	-76.1%	-100.0%		-77.2%
Gran Canaria	-45.2%	-92.1%	-36.6%	-88.8%	-48.4%	-50.8%	-62.3%		-50.9%
Tenerife	-63.9%	-46.7%	-63.9%	-58.9%	-69.1%	-77.5%	-75.6%		-61.4%
La Gomera	-100.0%	--	-96.8%	-57.6%	24.4%	120.4%	--		-90.9%
La Palma	-96.3%	-19.8%	-73.1%	-46.9%	-69.3%	-90.1%	--		-69.6%
El Hierro	--	-100.0%	-100.0%	-91.4%	--	256.3%	-83.6%		-90.1%
CANARY ISLANDS	-71.1%	-65.3%	-57.5%	-65.2%	-65.6%	-78.5%	-77.0%		-62.6%

Canary Islands residents travelling to other islands (residents of each island are excluded)

	Lanzarote	Fuerteventura	Gran Canaria	Tenerife	La Gomera	La Palma	El Hierro	Canary Islands
Outbound tourism	2,067	973	4,787	12,598	1,041	4,366	445	26,277
Year on year variation (%)	-67.2%	-92.4%	-81.7%	-64.5%	-93.0%	-63.6%	-91.0%	-76.6%
Inbound tourism	3,275	3,458	8,452	5,835	3,815	1,120	322	26,277
Year on year variation (%)	-64.6%	-75.9%	-82.3%	-76.4%	-67.6%	-66.3%	-73.2%	-76.6%
Net balance	1,208	2,485	3,665	-6,763	2,774	-3,246	-123	0

Distribution by island of residence

ISLAND OF RESIDENCE	ISLAND OF STAY								CANARY ISLANDS
	Lanzarote	Fuerteventura	Gran Canaria	Tenerife	La Gomera	La Palma	El Hierro		
Lanzarote	19.5%	1.4%	3.0%	2.3%	1.4%	4.6%	0.0%		3.4%
Fuerteventura	8.5%	43.7%	0.7%	0.8%	1.1%	6.8%	0.0%		4.3%
Gran Canaria	51.3%	10.9%	80.8%	5.9%	5.0%	23.3%	20.0%		48.1%
Tenerife	18.9%	38.8%	12.0%	75.5%	83.5%	30.6%	54.0%		36.3%
La Gomera	0.0%	0.0%	1.0%	2.1%	7.9%	7.4%	0.0%		1.6%
La Palma	1.9%	5.1%	2.5%	11.9%	1.0%	23.4%	0.0%		5.6%
El Hierro	0.0%	0.0%	0.0%	1.6%	0.0%	3.9%	26.0%		0.7%
CANARY ISLANDS	100%	100%	100%	100%	100%	100%	100%		100%

Distribution by island of stay

ISLAND OF RESIDENCE	ISLAND OF STAY								CANARY ISLANDS
	Lanzarote	Fuerteventura	Gran Canaria	Tenerife	La Gomera	La Palma	El Hierro		
Lanzarote	27.7%	3.0%	45.9%	18.9%	2.1%	2.4%	0.0%		100%
Fuerteventura	9.4%	73.4%	8.0%	5.2%	1.3%	2.7%	0.0%		100%
Gran Canaria	5.2%	1.7%	88.2%	3.4%	0.5%	0.8%	0.2%		100%
Tenerife	2.5%	7.8%	17.4%	58.8%	11.3%	1.5%	0.8%		100%
La Gomera	0.0%	0.0%	32.1%	36.1%	23.8%	7.9%	0.0%		100%
La Palma	1.6%	6.7%	23.4%	60.1%	0.9%	7.3%	0.0%		100%
El Hierro	0.0%	0.0%	0.0%	69.5%	0.0%	10.2%	20.3%		100%
CANARY ISLANDS	4.8%	7.3%	52.4%	28.3%	4.9%	1.7%	0.5%		100%

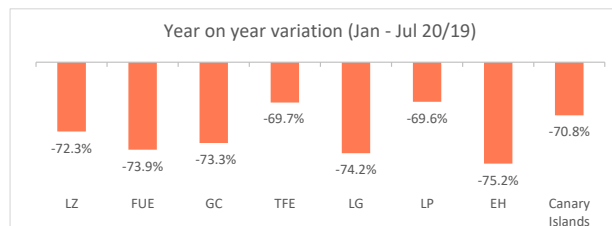
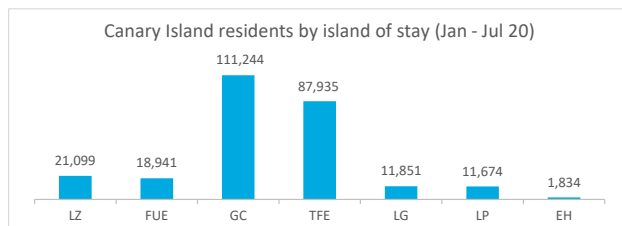
Domestic tourism

January - July 2020



Canary Islands residents staying in tourist accommodation by island of stay

	Lanzarote	Fuerteventura	Gran Canaria	Tenerife	La Gomera	La Palma	El Hierro	Canary Islands
Jan-Jul 2019	76,116	72,642	417,008	289,846	46,003	38,388	7,391	947,394
Jan-Jul 2020	21,099	18,941	111,244	87,935	11,851	11,674	1,834	276,524
% tourist of the island	27.8%	30.0%	64.5%	26.2%	3.8%	26.4%	6.2%	100%
Change, 20-19	-55,017	-53,701	-305,764	-201,911	-34,152	-26,714	-5,557	-670,870
Change, % 20-19	-72.3%	-73.9%	-73.3%	-69.7%	-74.2%	-69.6%	-75.2%	-70.8%



Canary Islands residents staying in tourist accommodation by island of residence and island of stay

ISLAND OF RESIDENCE	ISLAND OF STAY								CANARY ISLANDS
	Lanzarote	Fuerteventura	Gran Canaria	Tenerife	La Gomera	La Palma	El Hierro		
Lanzarote	5,859	2,143	5,432	1,745	59	274	0	16,323	
Fuerteventura	2,055	5,674	5,450	725	178	362	0	14,833	
Gran Canaria	8,906	4,884	71,744	13,275	559	2,577	133	106,741	
Tenerife	3,124	4,528	23,030	53,913	10,240	4,604	1,149	105,337	
La Gomera	0	0	1,868	2,434	452	279	0	5,231	
La Palma	1,144	1,577	3,276	11,626	339	3,085	439	22,444	
El Hierro	11	135	444	4,217	24	493	113	5,615	
CANARY ISLANDS	21,099	18,941	111,244	87,935	11,851	11,674	1,834	276,524	

Year on year variation: January - March 2020/2019

ISLAND OF RESIDENCE	ISLAND OF STAY								CANARY ISLANDS
	Lanzarote	Fuerteventura	Gran Canaria	Tenerife	La Gomera	La Palma	El Hierro		
Lanzarote	-76.4%	-39.2%	-77.1%	-59.5%	34.1%	-91.1%	-100.0%	-72.6%	
Fuerteventura	-67.1%	-54.3%	-88.3%	-83.9%	249.0%	-66.0%	-100.0%	-79.1%	
Gran Canaria	-61.8%	-85.7%	-71.6%	-63.4%	-68.6%	-46.7%	-88.9%	-69.9%	
Tenerife	-78.2%	-72.7%	-59.8%	-71.6%	-75.8%	-64.6%	-70.3%	-68.7%	
La Gomera	-100.0%	--	-88.9%	-64.9%	-64.0%	-60.9%	-100.0%	-79.9%	
La Palma	-84.3%	-70.8%	-78.4%	-68.3%	-17.7%	-80.1%	-10.8%	-72.3%	
El Hierro	-91.1%	-72.0%	-90.8%	-63.7%	-68.0%	165.1%	-92.0%	-70.0%	
CANARY ISLANDS	-72.3%	-73.9%	-73.3%	-69.7%	-74.2%	-69.6%	-75.2%	-70.8%	

Canary Islands residents travelling to other islands (residents of each island are excluded)

	Lanzarote	Fuerteventura	Gran Canaria	Tenerife	La Gomera	La Palma	El Hierro	Canary Islands
Outbound tourism	10,464	9,159	34,997	51,424	4,779	19,359	5,502	135,684
Year on year variation (%)	-69.9%	-84.4%	-65.5%	-65.1%	-80.7%	-70.4%	-68.2%	-69.8%
Inbound tourism	15,240	13,267	39,500	34,022	11,399	8,589	1,721	123,738
Year on year variation (%)	-70.3%	-78.0%	-76.0%	-66.1%	-74.5%	-62.4%	-71.2%	-72.5%
Net balance	4,776	4,108	4,503	-17,402	6,620	-10,770	-3,781	-11,946

Distribution by island of residence

ISLAND OF RESIDENCE	ISLAND OF STAY								CANARY ISLANDS
	Lanzarote	Fuerteventura	Gran Canaria	Tenerife	La Gomera	La Palma	El Hierro		
Lanzarote	27.8%	11.3%	4.9%	2.0%	0.5%	2.3%	0.0%	5.9%	
Fuerteventura	9.7%	30.0%	4.9%	0.8%	1.5%	3.1%	0.0%	5.4%	
Gran Canaria	42.2%	25.8%	64.5%	15.1%	4.7%	22.1%	7.3%	38.6%	
Tenerife	14.8%	23.9%	20.7%	61.3%	86.4%	39.4%	62.6%	38.1%	
La Gomera	0.0%	0.0%	1.7%	2.8%	3.8%	2.4%	0.0%	1.9%	
La Palma	5.4%	8.3%	2.9%	13.2%	2.9%	26.4%	23.9%	8.1%	
El Hierro	0.1%	0.7%	0.4%	4.8%	0.2%	4.2%	6.2%	2.0%	
CANARY ISLANDS	100%	100%	100%	100%	100%	100%	100%	100%	

Distribution by island of stay

ISLAND OF RESIDENCE	ISLAND OF STAY								CANARY ISLANDS
	Lanzarote	Fuerteventura	Gran Canaria	Tenerife	La Gomera	La Palma	El Hierro		
Lanzarote	35.9%	13.1%	33.3%	10.7%	0.4%	1.7%	0.0%	100%	
Fuerteventura	13.9%	38.3%	36.7%	4.9%	1.2%	2.4%	0.0%	100%	
Gran Canaria	8.3%	4.6%	67.2%	12.4%	0.5%	2.4%	0.1%	100%	
Tenerife	3.0%	4.3%	21.9%	51.2%	9.7%	4.4%	1.1%	100%	
La Gomera	0.0%	0.0%	35.7%	46.5%	8.6%	5.3%	0.0%	100%	
La Palma	5.1%	7.0%	14.6%	51.8%	1.5%	13.7%	2.0%	100%	
El Hierro	0.2%	2.4%	7.9%	75.1%	0.4%	8.8%	2.0%	100%	
CANARY ISLANDS	7.6%	6.8%	40.2%	31.8%	4.3%	4.2%	0.7%	100%	