

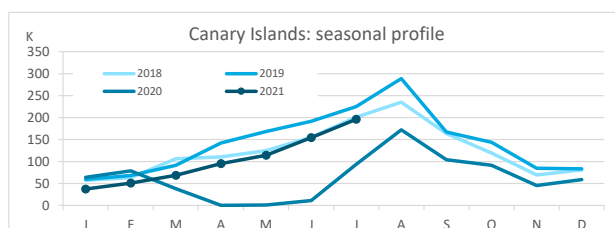
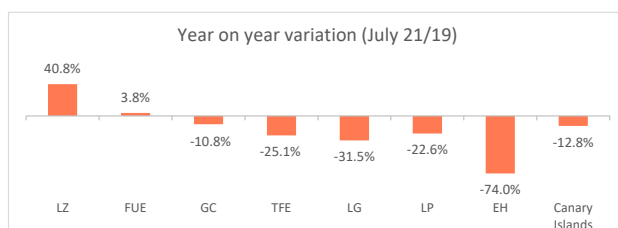
# Domestic tourism

## July 2021



### Canary Islands residents staying in tourist accommodation by island of stay

	Lanzarote	Fuerteventura	Gran Canaria	Tenerife	La Gomera	La Palma	El Hierro	Canary Islands
July 2019	14,074	17,673	103,890	68,473	12,039	6,800	1,889	224,838
July 2021	19,818	18,336	92,699	51,283	8,243	5,265	492	196,136
% residents in the island	22.4%	27.5%	60.2%	62.4%	1.9%	57.3%	22.4%	100%
Change, 21-19	5,744	663	-11,191	-17,190	-3,796	-1,535	-1,397	-28,702
Change, % 21-19	40.8%	3.8%	-10.8%	-25.1%	-31.5%	-22.6%	-74.0%	-12.8%



### Canary Islands residents staying in tourist accommodation by island of residence and island of stay

ISLAND OF RESIDENCE	ISLAND OF STAY								CANARY ISLANDS
	Lanzarote	Fuerteventura	Gran Canaria	Tenerife	La Gomera	La Palma	El Hierro		
Lanzarote	4,440	673	11,724	1,575	0	41	0	18,453	
Fuerteventura	1,332	5,051	5,022	525	242	265	0	12,437	
Gran Canaria	5,584	5,347	55,788	3,897	1,371	898	38	72,923	
Tenerife	6,611	2,562	8,333	31,990	6,443	836	294	57,069	
La Gomera	268	27	2	2,853	153	137	0	3,440	
La Palma	1,433	4,665	10,820	8,489	30	3,019	50	28,506	
El Hierro	150	11	1,010	1,954	4	69	110	3,308	
<b>CANARY ISLANDS</b>	<b>19,818</b>	<b>18,336</b>	<b>92,699</b>	<b>51,283</b>	<b>8,243</b>	<b>5,265</b>	<b>492</b>	<b>196,136</b>	

### Year on year variation: July 2021/2019

ISLAND OF RESIDENCE	ISLAND OF STAY								CANARY ISLANDS
	Lanzarote	Fuerteventura	Gran Canaria	Tenerife	La Gomera	La Palma	El Hierro		
Lanzarote	-7.7%	4.2%	157.7%	66.1%	-100.0%	-74.4%	-100.0%	66.0%	
Fuerteventura	5.1%	52.0%	-52.9%	48.7%	706.7%	-36.0%	-100.0%	-22.5%	
Gran Canaria	46.6%	-37.5%	-0.8%	-68.7%	238.5%	29.6%	-83.5%	-11.5%	
Tenerife	209.8%	-42.7%	-43.2%	-26.8%	-42.5%	-57.9%	-69.5%	-27.9%	
La Gomera	6600.0%	0.0%	-100.0%	144.9%	-41.6%	179.6%	0.0%	-77.1%	
La Palma	-30.1%	1087.0%	164.2%	59.4%	-78.6%	-13.2%	0.0%	84.1%	
El Hierro	0.0%	-96.1%	695.3%	-56.6%	0.0%	331.3%	-84.0%	-41.2%	
<b>CANARY ISLANDS</b>	<b>40.8%</b>	<b>3.8%</b>	<b>-10.8%</b>	<b>-25.1%</b>	<b>-31.5%</b>	<b>-22.6%</b>	<b>-74.0%</b>	<b>-12.8%</b>	

### Canary Islands residents travelling to other islands (residents of each island are excluded)

	Lanzarote	Fuerteventura	Gran Canaria	Tenerife	La Gomera	La Palma	El Hierro	Canary Islands
Outbound tourism	14,013	7,386	17,135	25,079	3,287	25,487	3,198	95,585
Year on year variation (%)	122.1%	-42.0%	-34.5%	-29.2%	-77.7%	112.3%	-35.2%	-14.9%
Inbound tourism	15,378	13,285	36,911	19,293	8,090	2,246	382	95,585
Year on year variation (%)	66.0%	-7.4%	-22.6%	-22.1%	-31.3%	-32.3%	-68.2%	-14.9%
Net balance	1,365	5,899	19,776	-5,786	4,803	-23,241	-2,816	0

### Distribution by island of residence

ISLAND OF RESIDENCE	ISLAND OF STAY								CANARY ISLANDS
	Lanzarote	Fuerteventura	Gran Canaria	Tenerife	La Gomera	La Palma	El Hierro		
Lanzarote	22.4%	3.7%	12.6%	3.1%	0.0%	0.8%	0.0%	9.4%	
Fuerteventura	6.7%	27.5%	5.4%	1.0%	2.9%	5.0%	0.0%	6.3%	
Gran Canaria	28.2%	29.2%	60.2%	7.6%	16.6%	17.1%	7.7%	37.2%	
Tenerife	33.4%	14.0%	9.0%	62.4%	78.2%	15.9%	59.8%	29.1%	
La Gomera	1.4%	0.1%	0.0%	5.6%	1.9%	2.6%	0.0%	1.8%	
La Palma	7.2%	25.4%	11.7%	16.6%	0.4%	57.3%	10.2%	14.5%	
El Hierro	0.8%	0.1%	1.1%	3.8%	0.0%	1.3%	22.4%	1.7%	
<b>CANARY ISLANDS</b>	<b>100%</b>	<b>100%</b>	<b>100%</b>	<b>100%</b>	<b>100%</b>	<b>100%</b>	<b>100%</b>	<b>100%</b>	

### Distribution by island of stay

ISLAND OF RESIDENCE	ISLAND OF STAY								CANARY ISLANDS
	Lanzarote	Fuerteventura	Gran Canaria	Tenerife	La Gomera	La Palma	El Hierro		
Lanzarote	24.1%	3.6%	63.5%	8.5%	0.0%	0.2%	0.0%	100%	
Fuerteventura	10.7%	40.6%	40.4%	4.2%	1.9%	2.1%	0.0%	100%	
Gran Canaria	7.7%	7.3%	76.5%	5.3%	1.9%	1.2%	0.1%	100%	
Tenerife	11.6%	4.5%	14.6%	56.1%	11.3%	1.5%	0.5%	100%	
La Gomera	7.8%	0.8%	0.1%	82.9%	4.4%	4.0%	0.0%	100%	
La Palma	5.0%	16.4%	38.0%	29.8%	0.1%	10.6%	0.2%	100%	
El Hierro	4.5%	0.3%	30.5%	59.1%	0.1%	2.1%	3.3%	100%	
<b>CANARY ISLANDS</b>	<b>10.1%</b>	<b>9.3%</b>	<b>47.3%</b>	<b>26.1%</b>	<b>4.2%</b>	<b>2.7%</b>	<b>0.3%</b>	<b>100%</b>	

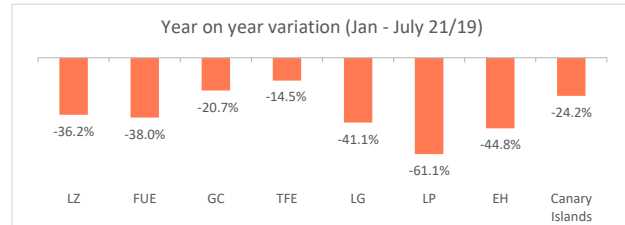
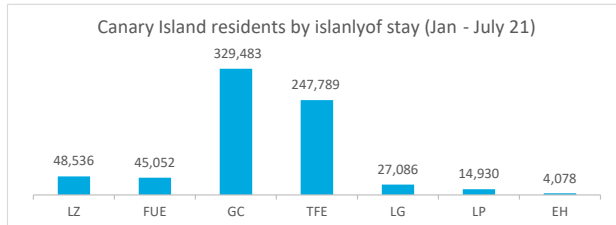
# Domestic tourism

## January - July 2021



### Canary Islands residents staying in tourist accommodation by island of stay

	Lanzarote	Fuerteventura	Gran Canaria	Tenerife	La Gomera	La Palma	El Hierro	Canary Islands
Jan-July 2019	76,065	72,642	415,552	289,846	46,003	38,388	7,391	945,887
Jan-July 2021	48,536	45,052	329,483	247,789	27,086	14,930	4,078	716,954
% tourist of the island	30.3%	35.7%	54.8%	62.4%	3.1%	44.7%	14.4%	100%
Change, 21-19	-27,529	-27,590	-86,069	-42,057	-18,917	-23,458	-3,313	-228,933
Change, % 21-19	-36.2%	-38.0%	-20.7%	-14.5%	-41.1%	-61.1%	-44.8%	-24.2%



### Canary Islands residents staying in tourist accommodation by island of residence and island of stay

ISLAND OF RESIDENCE	ISLAND OF STAY								CANARY ISLANDS
	Lanzarote	Fuerteventura	Gran Canaria	Tenerife	La Gomera	La Palma	El Hierro		
Lanzarote	14,716	2,942	30,394	9,526	2	258	10		57,848
Fuerteventura	3,397	16,105	25,534	2,152	256	358	5		47,807
Gran Canaria	11,451	10,490	180,527	18,008	2,502	3,150	906		227,034
Tenerife	15,542	6,619	58,279	154,585	23,351	3,581	2,519		264,476
La Gomera	419	135	4,247	5,079	852	563	0		11,295
La Palma	2,646	8,750	28,186	53,413	113	6,669	50		99,827
El Hierro	365	11	2,316	5,026	10	351	588		8,667
CANARY ISLANDS	48,536	45,052	329,483	247,789	27,086	14,930	4,078		716,954

### Year on year variation: January - July 2021/2019

ISLAND OF RESIDENCE	ISLAND OF STAY								CANARY ISLANDS
	Lanzarote	Fuerteventura	Gran Canaria	Tenerife	La Gomera	La Palma	El Hierro		
Lanzarote	-40.7%	-16.5%	28.0%	121.0%	-95.5%	-91.6%	-86.5%		-2.9%
Fuerteventura	-45.5%	29.6%	-45.1%	-52.3%	402.0%	-66.4%	-96.7%		-32.6%
Gran Canaria	-50.8%	-69.3%	-28.6%	-50.3%	40.6%	-34.8%	-24.6%		-35.9%
Tenerife	8.8%	-60.2%	4.5%	-18.4%	-44.9%	-72.4%	-35.0%		-21.1%
La Gomera	831.1%	0.0%	-74.8%	-26.8%	-32.2%	-21.0%	-100.0%		-56.5%
La Palma	-63.7%	61.8%	85.7%	45.5%	-72.6%	-57.0%	-89.8%		23.2%
El Hierro	196.7%	-97.7%	-52.0%	-56.7%	-86.7%	88.7%	-58.5%		-53.7%
CANARY ISLANDS	-36.2%	-38.0%	-20.7%	-14.5%	-41.1%	-61.1%	-44.8%		-24.2%

### Canary Islands residents travelling to other islands (residents of each island are excluded)

	Lanzarote	Fuerteventura	Gran Canaria	Tenerife	La Gomera	La Palma	El Hierro	Canary Islands
Outbound tourism	43,132	31,702	46,507	109,891	10,443	93,158	8,079	342,912
Year on year variation (%)	24.0%	-45.9%	-54.2%	-24.7%	-57.7%	42.2%	-53.3%	-23.5%
Inbound tourism	33,820	28,947	148,956	93,204	26,234	8,261	3,490	342,912
Year on year variation (%)	-34.0%	-51.9%	-8.6%	-7.1%	-41.4%	-63.9%	-41.6%	-23.5%
Net balance	-9,312	-2,755	102,449	-16,687	15,791	-84,897	-4,589	0

### Distribution by island of residence

ISLAND OF RESIDENCE	ISLAND OF STAY								CANARY ISLANDS
	Lanzarote	Fuerteventura	Gran Canaria	Tenerife	La Gomera	La Palma	El Hierro		
Lanzarote	30.3%	6.5%	9.2%	3.8%	0.0%	1.7%	0.2%		8.1%
Fuerteventura	7.0%	35.7%	7.7%	0.9%	0.9%	2.4%	0.1%		6.7%
Gran Canaria	23.6%	23.3%	54.8%	7.3%	9.2%	21.1%	22.2%		31.7%
Tenerife	32.0%	14.7%	17.7%	62.4%	86.2%	24.0%	61.8%		36.9%
La Gomera	0.9%	0.3%	1.3%	2.0%	3.1%	3.8%	0.0%		1.6%
La Palma	5.5%	19.4%	8.6%	21.6%	0.4%	44.7%	1.2%		13.9%
El Hierro	0.8%	0.0%	0.7%	2.0%	0.0%	2.4%	14.4%		1.2%
CANARY ISLANDS	100%	100%	100%	100%	100%	100%	100%		100%

### Distribution by island of stay

ISLAND OF RESIDENCE	ISLAND OF STAY								CANARY ISLANDS
	Lanzarote	Fuerteventura	Gran Canaria	Tenerife	La Gomera	La Palma	El Hierro		
Lanzarote	25.4%	5.1%	52.5%	16.5%	0.0%	0.4%	0.0%		100%
Fuerteventura	7.1%	33.7%	53.4%	4.5%	0.5%	0.7%	0.0%		100%
Gran Canaria	5.0%	4.6%	79.5%	7.9%	1.1%	1.4%	0.4%		100%
Tenerife	5.9%	2.5%	22.0%	58.4%	8.8%	1.4%	1.0%		100%
La Gomera	3.7%	1.2%	37.6%	45.0%	7.5%	5.0%	0.0%		100%
La Palma	2.7%	8.8%	28.2%	53.5%	0.1%	6.7%	0.1%		100%
El Hierro	4.2%	0.1%	26.7%	58.0%	0.1%	4.0%	6.8%		100%
CANARY ISLANDS	6.8%	6.3%	46.0%	34.6%	3.8%	2.1%	0.6%		100%