

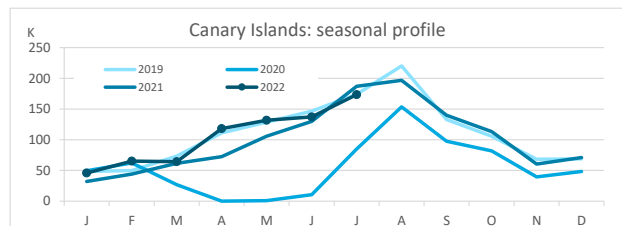
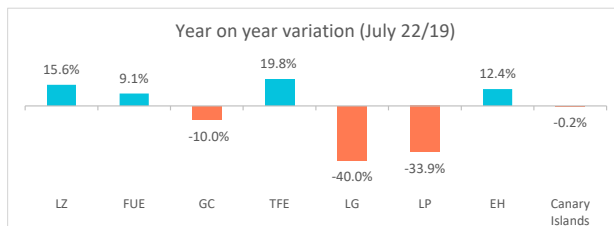
Domestic tourism

July 2022



Canary Islands residents staying in tourist accommodation by island of stay

	Lanzarote	Fuerteventura	Gran Canaria	Tenerife	La Gomera	La Palma	El Hierro	Canary Islands
July 2019	10,370	13,869	76,928	53,840	10,788	6,309	1,803	173,907
July 2022	11,986	15,126	69,208	64,498	6,473	4,173	2,026	173,490
% residents in the island	14.9%	19.2%	54.5%	59.4%	15.2%	34.6%	4.7%	100%
Change, 22-19	1,616	1,257	-7,720	10,658	-4,315	-2,136	223	-417
Change, % 22-19	15.6%	9.1%	-10.0%	19.8%	-40.0%	-33.9%	12.4%	-0.2%



Canary Islands residents staying in tourist accommodation by island of residence and island of stay

ISLAND OF RESIDENCE	ISLAND OF STAY								CANARY ISLANDS
	Lanzarote	Fuerteventura	Gran Canaria	Tenerife	La Gomera	La Palma	El Hierro		
Lanzarote	1,781	520	6,850	4,124	16	106	2	13,399	
Fuerteventura	3,149	2,901	8,126	282	2	39	13	14,512	
Gran Canaria	2,430	6,788	37,692	8,609	817	1,225	49	57,610	
Tenerife	4,163	3,576	11,727	38,332	4,631	1,112	606	64,147	
La Gomera	0	0	214	1,051	982	171	213	2,631	
La Palma	463	1,230	4,509	11,349	21	1,442	1,048	20,062	
El Hierro	0	111	90	751	4	78	95	1,129	
CANARY ISLANDS	11,986	15,126	69,208	64,498	6,473	4,173	2,026	173,490	

Year on year variation: July 2022/2019

ISLAND OF RESIDENCE	ISLAND OF STAY								CANARY ISLANDS
	Lanzarote	Fuerteventura	Gran Canaria	Tenerife	La Gomera	La Palma	El Hierro		
Lanzarote	-52.0%	156.2%	86.5%	468.8%	433.3%	11.6%	0.0%	59.3%	
Fuerteventura	389.0%	4.6%	10.9%	-12.1%	-83.3%	-78.1%	550.0%	28.9%	
Gran Canaria	-20.4%	-8.9%	-16.9%	-18.1%	192.8%	-1.7%	-76.8%	-15.4%	
Tenerife	221.2%	24.4%	1.3%	17.7%	-54.3%	-42.6%	-28.1%	4.7%	
La Gomera	-100.0%	-	-96.5%	-9.0%	334.5%	643.5%	-	-65.0%	
La Palma	-72.1%	213.0%	62.9%	121.7%	-84.0%	-48.9%	-	55.6%	
El Hierro	-	-36.6%	-18.9%	-78.2%	-	1200.0%	-87.2%	-74.8%	
CANARY ISLANDS	15.6%	9.1%	-10.0%	19.8%	-40.0%	-33.9%	12.4%	-0.2%	

Canary Islands residents travelling to other islands (residents of each island are excluded)

	Lanzarote	Fuerteventura	Gran Canaria	Tenerife	La Gomera	La Palma	El Hierro	Canary Islands
Outbound tourism	11,618	11,611	19,918	25,815	1,649	18,620	1,034	90,265
Year on year variation (%)	147.1%	36.9%	-12.4%	-10.0%	-77.4%	84.9%	-72.3%	5.4%
Inbound tourism	10,205	12,225	31,516	26,166	5,491	2,731	1,931	90,265
Year on year variation (%)	53.3%	10.2%	-0.1%	23.1%	-48.0%	-21.6%	82.5%	5.4%
Net balance	-1,413	614	11,598	351	3,842	-15,889	897	0

Distribution by island of residence

ISLAND OF RESIDENCE	ISLAND OF STAY								CANARY ISLANDS
	Lanzarote	Fuerteventura	Gran Canaria	Tenerife	La Gomera	La Palma	El Hierro		
Lanzarote	14.9%	3.4%	9.9%	6.4%	0.2%	2.5%	0.1%	7.7%	
Fuerteventura	26.3%	19.2%	11.7%	0.4%	0.0%	0.9%	0.6%	8.4%	
Gran Canaria	20.3%	44.9%	54.5%	13.3%	12.6%	29.4%	2.4%	33.2%	
Tenerife	34.7%	23.6%	16.9%	59.4%	71.5%	26.6%	29.9%	37.0%	
La Gomera	0.0%	0.0%	0.3%	1.6%	15.2%	4.1%	10.5%	1.5%	
La Palma	3.9%	8.1%	6.5%	17.6%	0.3%	34.6%	51.7%	11.6%	
El Hierro	0.0%	0.7%	0.1%	1.2%	0.1%	1.9%	4.7%	0.7%	
CANARY ISLANDS	100%	100%	100%	100%	100%	100%	100%	100%	

Distribution by island of stay

ISLAND OF RESIDENCE	ISLAND OF STAY								CANARY ISLANDS
	Lanzarote	Fuerteventura	Gran Canaria	Tenerife	La Gomera	La Palma	El Hierro		
Lanzarote	13.3%	3.9%	51.1%	30.8%	0.1%	0.8%	0.0%	100%	
Fuerteventura	21.7%	20.0%	56.0%	1.9%	0.0%	0.3%	0.1%	100%	
Gran Canaria	4.2%	11.8%	65.4%	14.9%	1.4%	2.1%	0.1%	100%	
Tenerife	6.5%	5.6%	18.3%	59.8%	7.2%	1.7%	0.9%	100%	
La Gomera	0.0%	0.0%	8.1%	39.9%	37.3%	6.5%	8.1%	100%	
La Palma	2.3%	6.1%	22.5%	56.6%	0.1%	7.2%	5.2%	100%	
El Hierro	0.0%	9.8%	8.0%	66.5%	0.4%	6.9%	8.4%	100%	
CANARY ISLANDS	6.9%	8.7%	39.9%	37.2%	3.7%	2.4%	1.2%	100%	

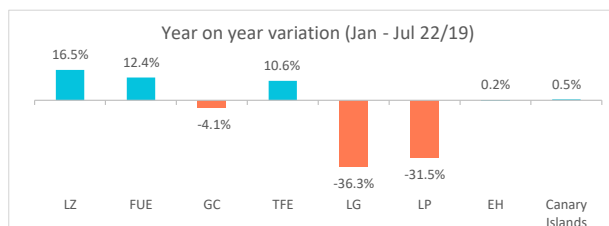
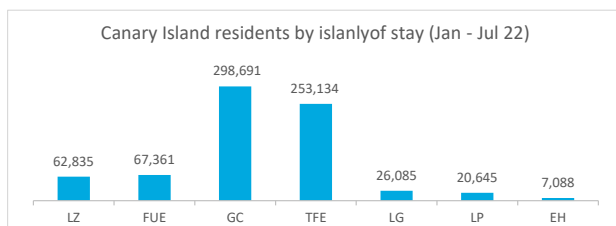
Domestic tourism

January - July 2022



Canary Islands residents staying in tourist accommodation by island of stay

	Lanzarote	Fuerteventura	Gran Canaria	Tenerife	La Gomera	La Palma	El Hierro	Canary Islands
Jan-Jul 2019	53,938	59,935	311,351	228,828	40,949	30,132	7,074	732,207
Jan-Jul 2022	62,835	67,361	298,691	253,134	26,085	20,645	7,088	735,839
% tourist of the island	24.9%	13.2%	58.1%	48.6%	6.5%	35.7%	1.4%	100%
Change, 22-19	8,897	7,426	-12,660	24,306	-14,864	-9,487	14	3,632
Change, % 22-19	16.5%	12.4%	-4.1%	10.6%	-36.3%	-31.5%	0.2%	0.5%



Canary Islands residents staying in tourist accommodation by island of residence and island of stay

ISLAND OF RESIDENCE	ISLAND OF STAY								CANARY ISLANDS
	Lanzarote	Fuerteventura	Gran Canaria	Tenerife	La Gomera	La Palma	El Hierro		
Lanzarote	15,631	7,212	32,814	13,252	64	396	24	69,393	
Fuerteventura	5,986	8,883	24,446	7,359	15	357	668	47,714	
Gran Canaria	16,647	32,501	173,564	34,801	2,781	5,148	1,250	266,692	
Tenerife	21,432	11,160	51,886	123,124	21,218	5,628	2,714	237,162	
La Gomera	2	89	1,674	9,912	1,690	654	213	14,234	
La Palma	3,128	7,295	13,459	58,208	271	7,376	2,118	91,855	
El Hierro	9	221	848	6,478	46	1,086	101	8,789	
CANARY ISLANDS	62,835	67,361	298,691	253,134	26,085	20,645	7,088	735,839	

Year on year variation: January - July 2022/2019

ISLAND OF RESIDENCE	ISLAND OF STAY								CANARY ISLANDS
	Lanzarote	Fuerteventura	Gran Canaria	Tenerife	La Gomera	La Palma	El Hierro		
Lanzarote	-6.9%	182.3%	69.3%	276.2%	64.1%	-83.4%	-61.9%	55.1%	
Fuerteventura	63.8%	-3.3%	-22.0%	84.6%	-51.6%	-55.2%	370.4%	-2.9%	
Gran Canaria	-5.8%	8.8%	-11.6%	9.7%	102.5%	22.3%	9.1%	-5.5%	
Tenerife	109.0%	-14.8%	20.9%	-12.9%	-44.2%	-38.7%	-26.3%	-8.3%	
La Gomera	-89.5%	-	-81.7%	52.3%	59.4%	19.3%	53.2%	-18.2%	
La Palma	-42.6%	51.7%	53.3%	84.7%	-24.9%	-42.7%	368.6%	43.0%	
El Hierro	-90.7%	-47.5%	-75.5%	-36.7%	-4.2%	664.8%	-93.0%	-44.6%	
CANARY ISLANDS	16.5%	12.4%	-4.1%	10.6%	-36.3%	-31.5%	0.2%	0.5%	

Canary Islands residents travelling to other islands (residents of each island are excluded)

	Lanzarote	Fuerteventura	Gran Canaria	Tenerife	La Gomera	La Palma	El Hierro	CANARY ISLANDS
Outbound tourism	53,762	38,831	93,128	114,038	12,544	84,479	8,688	405,470
Year on year variation (%)	92.4%	-2.8%	8.3%	-2.7%	-23.2%	64.5%	-39.7%	14.8%
Inbound tourism	47,204	58,478	125,127	130,010	24,395	13,269	6,987	405,470
Year on year variation (%)	27.1%	15.2%	8.8%	48.6%	-38.8%	-23.1%	24.3%	14.8%
Net balance	-6,558	19,647	31,999	15,972	11,851	-71,210	-1,701	0

Distribution by island of residence

ISLAND OF RESIDENCE	ISLAND OF STAY								CANARY ISLANDS
	Lanzarote	Fuerteventura	Gran Canaria	Tenerife	La Gomera	La Palma	El Hierro		
Lanzarote	24.9%	10.7%	11.0%	5.2%	0.2%	1.9%	0.3%	9.4%	
Fuerteventura	9.5%	13.2%	8.2%	2.9%	0.1%	1.7%	9.4%	6.5%	
Gran Canaria	26.5%	48.2%	58.1%	13.7%	10.7%	24.9%	17.6%	36.2%	
Tenerife	34.1%	16.6%	17.4%	48.6%	81.3%	27.3%	38.3%	32.2%	
La Gomera	0.0%	0.1%	0.6%	3.9%	6.5%	3.2%	3.0%	1.9%	
La Palma	5.0%	10.8%	4.5%	23.0%	1.0%	35.7%	29.9%	12.5%	
El Hierro	0.0%	0.3%	0.3%	2.6%	0.2%	5.3%	1.4%	1.2%	
CANARY ISLANDS	100%	100%	100%	100%	100%	100%	100%	100%	

Distribution by island of stay

ISLAND OF RESIDENCE	ISLAND OF STAY								CANARY ISLANDS
	Lanzarote	Fuerteventura	Gran Canaria	Tenerife	La Gomera	La Palma	El Hierro		
Lanzarote	22.5%	10.4%	47.3%	19.1%	0.1%	0.6%	0.0%	100%	
Fuerteventura	12.5%	18.6%	51.2%	15.4%	0.0%	0.7%	1.4%	100%	
Gran Canaria	6.2%	12.2%	65.1%	13.0%	1.0%	1.9%	0.5%	100%	
Tenerife	9.0%	4.7%	21.9%	51.9%	8.9%	2.4%	1.1%	100%	
La Gomera	0.0%	0.6%	11.8%	69.6%	11.9%	4.6%	1.5%	100%	
La Palma	3.4%	7.9%	14.7%	63.4%	0.3%	8.0%	2.3%	100%	
El Hierro	0.1%	2.5%	9.6%	73.7%	0.5%	12.4%	1.1%	100%	
CANARY ISLANDS	8.5%	9.2%	40.6%	34.4%	3.5%	2.8%	1.0%	100%	