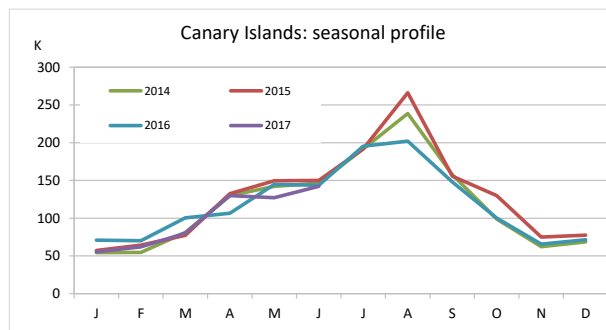
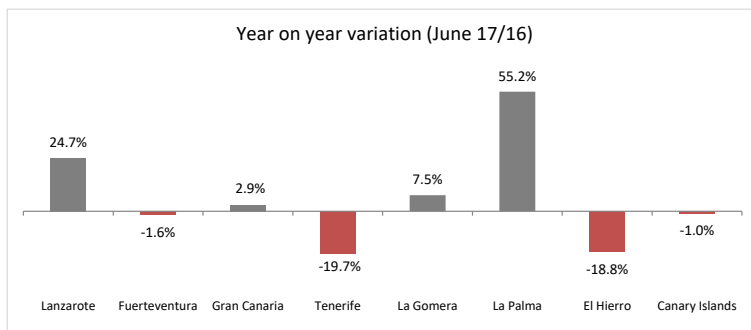


Canary Islands residents staying in tourist accommodation by island of stay

	Lanzarote	Fuerteventura	Gran Canaria	Tenerife	La Gomera	La Palma	El Hierro	Canary Islands
June 2014	12,865	14,977	63,417	43,177	5,166	6,033	872	146,507
June 2015	13,476	16,167	64,708	45,043	5,267	4,547	749	149,957
June 2016	13,312	12,659	59,820	47,096	4,292	5,363	1,024	143,566
June 2017	16,595	12,454	61,579	37,799	4,612	8,324	832	142,195
% tourists from that island	60.5%	53.3%	70.9%	14.5%	12.8%	10.9%	0.0%	100%
Change, 17-16	3,283	-205	1,759	-9,297	320	2,961	-192	-1,371
Change, % 17-16	24.7%	-1.6%	2.9%	-19.7%	7.5%	55.2%	-18.8%	-1.0%



Canary Islands residents staying in tourist accommodation by island of residence and island of stay

		ISLAND OF STAY							CANARY ISLANDS
		Lanzarote	Fuerteventura	Gran Canaria	Tenerife	La Gomera	La Palma	El Hierro	
ISLAND OF RESIDENCE	Lanzarote	10,037	1,449	9,673	707	0	935	120	22,921
	Fuerteventura	1,180	6,637	763	1,469	8	230	0	10,287
	Gran Canaria	3,448	3,027	43,677	5,749	289	1,300	160	57,650
	Tenerife	1,355	1,295	5,499	20,978	3,688	4,562	552	37,929
	La Gomera	0	1	134	839	590	362	0	1,926
	La Palma	569	45	1,833	4,068	37	904	0	7,456
	El Hierro	6	0	0	3,989	0	31	0	4,026
	CANARY ISLANDS	16,595	12,454	61,579	37,799	4,612	8,324	832	142,195

Canary Islands residents travelling to other islands (residents of each island are excluded)

	Lanzarote	Fuerteventura	Gran Canaria	Tenerife	La Gomera	La Palma	El Hierro	CANARY ISLANDS
Outbound tourism	12,884	3,650	13,973	16,951	1,336	6,552	4,026	59,372
Inbound tourism	6,558	5,817	17,902	16,821	4,022	7,420	832	59,372
Net balance	-6,326	2,167	3,929	-130	2,686	868	-3,194	0

Distribution by island of residence

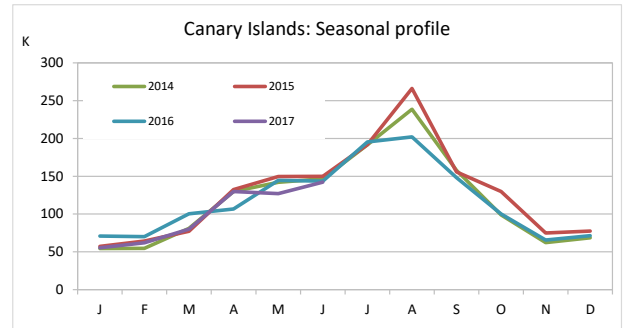
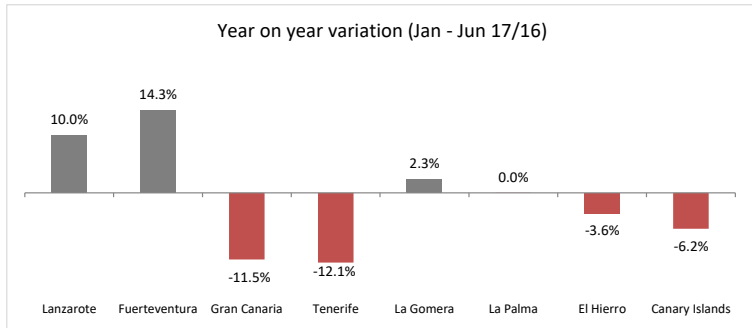
		ISLAND OF STAY							CANARY ISLANDS
		Lanzarote	Fuerteventura	Gran Canaria	Tenerife	La Gomera	La Palma	El Hierro	
ISLAND OF RESIDENCE	Lanzarote	60.5%	11.6%	15.7%	1.9%	0.0%	11.2%	14.4%	16.1%
	Fuerteventura	7.1%	53.3%	1.2%	3.9%	0.2%	2.8%	0.0%	7.2%
	Gran Canaria	20.8%	24.3%	70.9%	15.2%	6.3%	15.6%	19.2%	40.5%
	Tenerife	8.2%	10.4%	8.9%	55.5%	80.0%	54.8%	66.3%	26.7%
	La Gomera	0.0%	0.0%	0.2%	2.2%	12.8%	4.3%	0.0%	1.4%
	La Palma	3.4%	0.4%	3.0%	10.8%	0.8%	10.9%	0.0%	5.2%
	El Hierro	0.0%	0.0%	0.0%	10.6%	0.0%	0.4%	0.0%	2.8%
	CANARY ISLANDS	100.0%	100.0%	100.0%	100.0%	100.0%	100.0%	100.0%	100.0%

Distribution by island of stay

		ISLAND OF STAY							CANARY ISLANDS
		Lanzarote	Fuerteventura	Gran Canaria	Tenerife	La Gomera	La Palma	El Hierro	
ISLAND OF RESIDENCE	Lanzarote	43.8%	6.3%	42.2%	3.1%	0.0%	4.1%	0.5%	100.0%
	Fuerteventura	11.5%	64.5%	7.4%	14.3%	0.1%	2.2%	0.0%	100.0%
	Gran Canaria	6.0%	5.3%	75.8%	10.0%	0.5%	2.3%	0.3%	100.0%
	Tenerife	3.6%	3.4%	14.5%	55.3%	9.7%	12.0%	1.5%	100.0%
	La Gomera	0.0%	0.1%	7.0%	43.6%	30.6%	18.8%	0.0%	100.0%
	La Palma	7.6%	0.6%	24.6%	54.6%	0.5%	12.1%	0.0%	100.0%
	El Hierro	0.1%	0.0%	0.0%	99.1%	0.0%	0.8%	0.0%	100.0%
	CANARY ISLANDS	11.7%	8.8%	43.3%	26.6%	3.2%	5.9%	0.6%	100.0%

Canary Islands residents staying in tourist accommodation by island of stay

	Lanzarote	Fuerteventura	Gran Canaria	Tenerife	La Gomera	La Palma	El Hierro	Canary Islands
Jan-Jun 2014	53,820	61,136	239,228	196,454	21,413	32,008	4,651	608,710
Jan-Jun 2015	60,174	59,422	244,350	211,381	24,401	26,912	4,202	630,842
Jan-Jun 2016	64,852	51,815	247,707	209,577	24,483	32,462	5,230	636,126
Jan-Jun 2017	71,322	59,206	219,221	184,320	25,047	32,468	5,042	596,626
% tourists from that island	49.5%	32.1%	66.0%	58.8%	6.4%	12.5%	0.3%	100%
Change, 17-16	6,470	7,391	-28,486	-25,257	564	6	-188	-39,500
Change, % 17-16	10.0%	14.3%	-11.5%	-12.1%	2.3%	0.0%	-3.6%	-6.2%



Canary Islands residents staying in tourist accommodation by island of residence and island of stay

		ISLAND OF STAY							CANARY ISLANDS
		Lanzarote	Fuerteventura	Gran Canaria	Tenerife	La Gomera	La Palma	El Hierro	
ISLAND OF RESIDENCE	Lanzarote	35,309	7,187	17,182	3,762	19	2,512	329	66,300
	Fuerteventura	3,595	18,998	5,267	3,352	39	901	0	32,152
	Gran Canaria	22,154	24,762	144,609	30,442	1,646	5,360	710	229,683
	Tenerife	6,328	7,412	37,306	108,450	20,885	18,879	2,851	202,111
	La Gomera	4	1	323	6,903	1,615	637	552	10,035
	La Palma	3,610	838	14,060	19,334	817	4,048	584	43,291
	El Hierro	322	8	474	12,077	26	131	16	13,054
	CANARY ISLANDS	71,322	59,206	219,221	184,320	25,047	32,468	5,042	596,626

Canary Islands residents travelling to other islands (residents of each island are excluded)

	Lanzarote	Fuerteventura	Gran Canaria	Tenerife	La Gomera	La Palma	El Hierro	CANARY ISLANDS
Outbound tourism	30,991	13,154	85,074	93,661	8,420	39,243	13,038	283,581
Inbound tourism	36,013	40,208	74,612	75,870	23,432	28,420	5,026	283,581
Net balance	5,022	27,054	-10,462	-17,791	15,012	-10,823	-8,012	0

Distribution by island of residence

		ISLAND OF STAY							CANARY ISLANDS
		Lanzarote	Fuerteventura	Gran Canaria	Tenerife	La Gomera	La Palma	El Hierro	
ISLAND OF RESIDENCE	Lanzarote	49.5%	12.1%	7.8%	2.0%	0.1%	7.7%	6.5%	11.1%
	Fuerteventura	5.0%	32.1%	2.4%	1.8%	0.2%	2.8%	0.0%	5.4%
	Gran Canaria	31.1%	41.8%	66.0%	16.5%	6.6%	16.5%	14.1%	38.5%
	Tenerife	8.9%	12.5%	17.0%	58.8%	83.4%	58.1%	56.5%	33.9%
	La Gomera	0.0%	0.0%	0.1%	3.7%	6.4%	2.0%	10.9%	1.7%
	La Palma	5.1%	1.4%	6.4%	10.5%	3.3%	12.5%	11.6%	7.3%
	El Hierro	0.5%	0.0%	0.2%	6.6%	0.1%	0.4%	0.3%	2.2%
	CANARY ISLANDS	100.0%	100.0%	100.0%	100.0%	100.0%	100.0%	100.0%	100.0%

Distribution by island of stay

		ISLAND OF STAY							CANARY ISLANDS
		Lanzarote	Fuerteventura	Gran Canaria	Tenerife	La Gomera	La Palma	El Hierro	
ISLAND OF RESIDENCE	Lanzarote	53.3%	10.8%	25.9%	5.7%	0.0%	3.8%	0.5%	100.0%
	Fuerteventura	11.2%	59.1%	16.4%	10.4%	0.1%	2.8%	0.0%	100.0%
	Gran Canaria	9.6%	10.8%	63.0%	13.3%	0.7%	2.3%	0.3%	100.0%
	Tenerife	3.1%	3.7%	18.5%	53.7%	10.3%	9.3%	1.4%	100.0%
	La Gomera	0.0%	0.0%	3.2%	68.8%	16.1%	6.3%	5.5%	100.0%
	La Palma	8.3%	1.9%	32.5%	44.7%	1.9%	9.4%	1.3%	100.0%
	El Hierro	2.5%	0.1%	3.6%	92.5%	0.2%	1.0%	0.1%	100.0%
	CANARY ISLANDS	12.0%	9.9%	36.7%	30.9%	4.2%	5.4%	0.8%	100.0%