

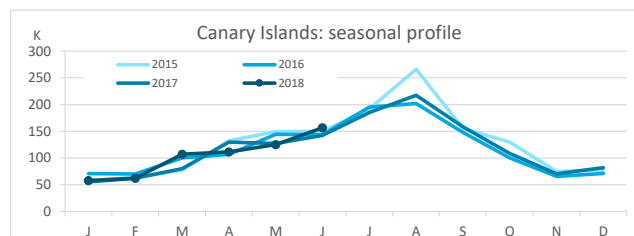
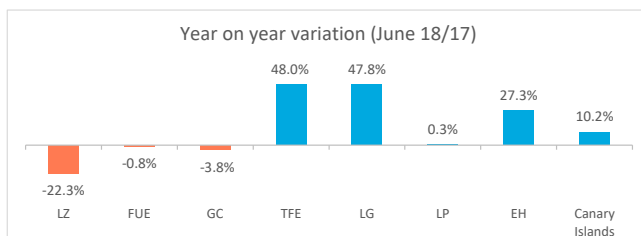
Domestic tourism

June 2018



Canary Islands residents staying in tourist accommodation by island of stay

	Lanzarote	Fuerteventura	Gran Canaria	Tenerife	La Gomera	La Palma	El Hierro	Canary Islands
June 2017	16,595	12,454	61,579	37,799	4,612	8,324	832	142,195
June 2018	12,900	12,355	59,246	55,944	6,818	8,347	1,059	156,669
% residents in the island	40.3%	10.5%	69.1%	9.9%	52.0%	33.4%	8.6%	100%
Change, 18-17	-3,695	-99	-2,333	18,145	2,206	23	227	14,474
Change, % 18-17	-22.3%	-0.8%	-3.8%	48.0%	47.8%	0.3%	27.3%	10.2%



Canary Islands residents staying in tourist accommodation by island of residence and island of stay

ISLAND OF RESIDENCE	ISLAND OF STAY								CANARY ISLANDS
	Lanzarote	Fuerteventura	Gran Canaria	Tenerife	La Gomera	La Palma	El Hierro		
Lanzarote	5,200	322	4,812	782	0	433	45		11,594
Fuerteventura	789	1,296	1,273	633	0	204	7		4,202
Gran Canaria	4,124	5,856	40,935	9,225	522	1,135	132		61,929
Tenerife	2,558	4,523	5,541	37,937	2,687	2,881	577		56,704
La Gomera	6	11	556	589	3,544	648	3		5,357
La Palma	84	347	5,764	6,442	29	2,784	204		15,654
El Hierro	139	0	365	336	36	262	91		1,229
CANARY ISLANDS	12,900	12,355	59,246	55,944	6,818	8,347	1,059		156,669

Year on year variation: June 2018/2017

ISLAND OF RESIDENCE	ISLAND OF STAY								CANARY ISLANDS
	Lanzarote	Fuerteventura	Gran Canaria	Tenerife	La Gomera	La Palma	El Hierro		
Lanzarote	-48.2%	-77.8%	-50.3%	10.6%	--	-53.7%	-62.5%		-49.4%
Fuerteventura	-33.1%	-80.5%	66.8%	-56.9%	-100.0%	-11.3%	--		-59.2%
Gran Canaria	19.6%	93.5%	-6.3%	60.5%	80.6%	-12.7%	-17.5%		7.4%
Tenerife	88.8%	249.3%	0.8%	80.8%	-27.1%	-36.8%	4.5%		49.5%
La Gomera	--	1000.0%	314.9%	-29.8%	500.7%	79.0%	--		178.1%
La Palma	-85.2%	671.1%	214.5%	58.4%	-21.6%	208.0%	--		110.0%
El Hierro	2216.7%	--	--	-91.6%	--	745.2%	--		-69.5%
CANARY ISLANDS	-22.3%	-0.8%	-3.8%	48.0%	47.8%	0.3%	27.3%		10.2%

Canary Islands residents travelling to other islands (residents of each island are excluded)

	Lanzarote	Fuerteventura	Gran Canaria	Tenerife	La Gomera	La Palma	El Hierro	Canary Islands
Outbound tourism	6,394	2,906	20,994	18,767	1,813	12,870	1,138	64,882
Year on year variation (%)	-50.4%	-20.4%	50.2%	10.7%	35.7%	96.4%	-71.7%	9.3%
Inbound tourism	7,700	11,059	18,311	18,007	3,274	5,563	968	64,882
Year on year variation (%)	17.4%	90.1%	2.3%	7.1%	-18.6%	-25.0%	16.3%	9.3%
Net balance	1,306	8,153	-2,683	-760	1,461	-7,307	-170	0

Distribution by island of residence

ISLAND OF RESIDENCE	ISLAND OF STAY								CANARY ISLANDS
	Lanzarote	Fuerteventura	Gran Canaria	Tenerife	La Gomera	La Palma	El Hierro		
Lanzarote	40.3%	2.6%	8.1%	1.4%	0.0%	5.2%	4.2%		7.4%
Fuerteventura	6.1%	10.5%	2.1%	1.1%	0.0%	2.4%	0.7%		2.7%
Gran Canaria	32.0%	47.4%	69.1%	16.5%	7.7%	13.6%	12.5%		39.5%
Tenerife	19.8%	36.6%	9.4%	67.8%	39.4%	34.5%	54.5%		36.2%
La Gomera	0.0%	0.1%	0.9%	1.1%	52.0%	7.8%	0.3%		3.4%
La Palma	0.7%	2.8%	9.7%	11.5%	0.4%	33.4%	19.3%		10.0%
El Hierro	1.1%	0.0%	0.6%	0.6%	0.5%	3.1%	8.6%		0.8%
CANARY ISLANDS	100%	100%	100%	100%	100%	100%	100%		100%

Distribution by island of stay

ISLAND OF RESIDENCE	ISLAND OF STAY								CANARY ISLANDS
	Lanzarote	Fuerteventura	Gran Canaria	Tenerife	La Gomera	La Palma	El Hierro		
Lanzarote	44.9%	2.8%	41.5%	6.7%	0.0%	3.7%	0.4%		100%
Fuerteventura	18.8%	30.8%	30.3%	15.1%	0.0%	4.9%	0.2%		100%
Gran Canaria	6.7%	9.5%	66.1%	14.9%	0.8%	1.8%	0.2%		100%
Tenerife	4.5%	8.0%	9.8%	66.9%	4.7%	5.1%	1.0%		100%
La Gomera	0.1%	0.2%	10.4%	11.0%	66.2%	12.1%	0.1%		100%
La Palma	0.5%	2.2%	36.8%	41.2%	0.2%	17.8%	1.3%		100%
El Hierro	11.3%	0.0%	29.7%	27.3%	2.9%	21.3%	7.4%		100%
CANARY ISLANDS	8.2%	7.9%	37.8%	35.7%	4.4%	5.3%	0.7%		100%

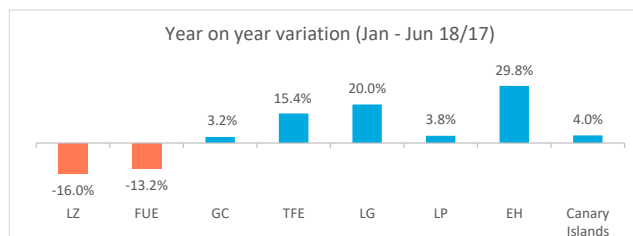
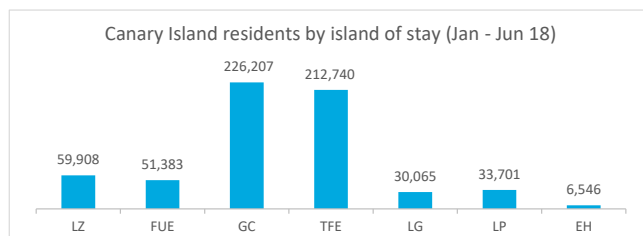
Domestic tourism

January - June 2018



Canary Islands residents staying in tourist accommodation by island of stay

	Lanzarote	Fuerteventura	Gran Canaria	Tenerife	La Gomera	La Palma	El Hierro	Canary Islands
Jan-Jun 2017	71,322	59,206	219,221	184,320	25,047	32,468	5,042	596,626
Jan-Jun 2018	59,908	51,383	226,207	212,740	30,065	33,701	6,546	620,550
% tourist of the island	52.7%	17.5%	67.3%	14.7%	57.4%	36.0%	1.7%	100%
Change, 18-17	-11,414	-7,823	6,986	28,420	5,018	1,233	1,504	23,924
Change, % 18-17	-16.0%	-13.2%	3.2%	15.4%	20.0%	3.8%	29.8%	4.0%



Canary Islands residents staying in tourist accommodation by island of residence and island of stay

ISLAND OF RESIDENCE	ISLAND OF STAY							
	Lanzarote	Fuerteventura	Gran Canaria	Tenerife	La Gomera	La Palma	El Hierro	CANARY ISLANDS
Lanzarote	31,553	3,826	20,949	3,886	9	1,661	151	62,035
Fuerteventura	4,436	8,978	6,096	2,162	29	2,141	29	23,871
Gran Canaria	16,073	26,833	152,303	44,655	1,478	5,146	900	247,388
Tenerife	6,760	11,001	31,216	131,001	10,744	11,139	4,860	206,721
La Gomera	6	11	1,521	4,530	17,255	1,101	110	24,534
La Palma	941	734	12,888	22,094	414	12,141	385	49,597
El Hierro	139	0	1,234	4,412	136	372	111	6,404
CANARY ISLANDS	59,908	51,383	226,207	212,740	30,065	33,701	6,546	620,550

Year on year variation: January - June 2018/2017

ISLAND OF RESIDENCE	ISLAND OF STAY							
	Lanzarote	Fuerteventura	Gran Canaria	Tenerife	La Gomera	La Palma	El Hierro	CANARY ISLANDS
Lanzarote	-10.6%	-46.8%	21.9%	3.3%	-52.6%	-33.9%	-54.1%	-6.4%
Fuerteventura	23.4%	-52.7%	15.7%	-35.5%	-25.6%	137.6%	--	-25.8%
Gran Canaria	-27.4%	8.4%	5.3%	46.7%	-10.2%	-4.0%	26.8%	7.7%
Tenerife	6.8%	48.4%	-16.3%	20.8%	-48.6%	-41.0%	70.5%	2.3%
La Gomera	50.0%	1000.0%	370.9%	-34.4%	968.4%	72.8%	-80.1%	144.5%
La Palma	-73.9%	-12.4%	-8.3%	14.3%	-49.3%	199.9%	-34.1%	14.6%
El Hierro	-56.8%	-100.0%	160.3%	-63.5%	423.1%	184.0%	593.8%	-50.9%
CANARY ISLANDS	-16.0%	-13.2%	3.2%	15.4%	20.0%	3.8%	29.8%	4.0%

Canary Islands residents travelling to other islands (residents of each island are excluded)

	Lanzarote	Fuerteventura	Gran Canaria	Tenerife	La Gomera	La Palma	El Hierro	CANARY ISLANDS
Outbound tourism	30,482	14,893	95,085	75,720	7,279	37,456	6,293	267,208
Year on year variation (%)	-1.6%	13.2%	11.8%	-19.2%	-13.6%	-4.6%	-51.7%	-5.8%
Inbound tourism	28,355	42,405	73,904	81,739	12,810	21,560	6,435	267,208
Year on year variation (%)	-21.3%	5.5%	-0.9%	7.7%	-45.3%	-24.1%	28.0%	-5.8%
Net balance	-2,127	27,512	-21,181	6,019	5,531	-15,896	142	0

Distribution by island of residence

ISLAND OF RESIDENCE	ISLAND OF STAY							
	Lanzarote	Fuerteventura	Gran Canaria	Tenerife	La Gomera	La Palma	El Hierro	CANARY ISLANDS
Lanzarote	52.7%	7.4%	9.3%	1.8%	0.0%	4.9%	2.3%	10.0%
Fuerteventura	7.4%	17.5%	2.7%	1.0%	0.1%	6.4%	0.4%	3.8%
Gran Canaria	26.8%	52.2%	67.3%	21.0%	4.9%	15.3%	13.7%	39.9%
Tenerife	11.3%	21.4%	13.8%	61.6%	35.7%	33.1%	74.2%	33.3%
La Gomera	0.0%	0.0%	0.7%	2.1%	57.4%	3.3%	1.7%	4.0%
La Palma	1.6%	1.4%	5.7%	10.4%	1.4%	36.0%	5.9%	8.0%
El Hierro	0.2%	0.0%	0.5%	2.1%	0.5%	1.1%	1.7%	1.0%
CANARY ISLANDS	100%	100%	100%	100%	100%	100%	100%	100%

Distribution by island of stay

ISLAND OF RESIDENCE	ISLAND OF STAY							
	Lanzarote	Fuerteventura	Gran Canaria	Tenerife	La Gomera	La Palma	El Hierro	CANARY ISLANDS
Lanzarote	50.9%	6.2%	33.8%	6.3%	0.0%	2.7%	0.2%	100%
Fuerteventura	18.6%	37.6%	25.5%	9.1%	0.1%	9.0%	0.1%	100%
Gran Canaria	6.5%	10.8%	61.6%	18.1%	0.6%	2.1%	0.4%	100%
Tenerife	3.3%	5.3%	15.1%	63.4%	5.2%	5.4%	2.4%	100%
La Gomera	0.0%	0.0%	6.2%	18.5%	70.3%	4.5%	0.4%	100%
La Palma	1.9%	1.5%	26.0%	44.5%	0.8%	24.5%	0.8%	100%
El Hierro	2.2%	0.0%	19.3%	68.9%	2.1%	5.8%	1.7%	100%
CANARY ISLANDS	9.7%	8.3%	36.5%	34.3%	4.8%	5.4%	1.1%	100%