

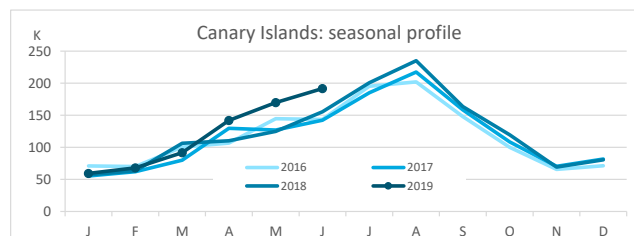
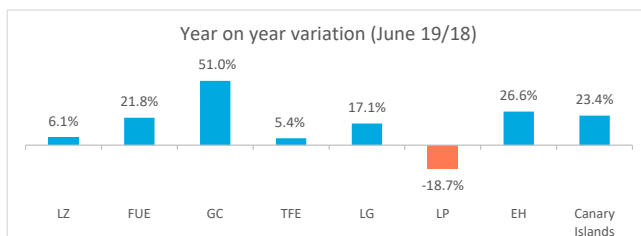
# Domestic tourism

## June 2019



### Canary Islands residents staying in tourist accommodation by island of stay

	Lanzarote	Fuerteventura	Gran Canaria	Tenerife	La Gomera	La Palma	El Hierro	Canary Islands
June 2018	12,936	12,355	58,878	55,281	6,526	8,347	1,059	155,382
June 2019	13,729	15,046	88,907	58,258	7,642	6,790	1,341	191,713
% residents in the island	36.1%	18.3%	61.6%	14.5%	3.8%	45.1%	45.9%	100%
Change, 19-18	793	2,691	30,029	2,977	1,116	-1,557	282	36,331
Change, % 19-18	6.1%	21.8%	51.0%	5.4%	17.1%	-18.7%	26.6%	23.4%



### Canary Islands residents staying in tourist accommodation by island of residence and island of stay

		ISLAND OF STAY							CANARY ISLANDS
		Lanzarote	Fuerteventura	Gran Canaria	Tenerife	La Gomera	La Palma	El Hierro	
ISLAND OF RESIDENCE	Lanzarote	4,952	684	4,451	677	16	1,188	18	11,986
	Fuerteventura	1,274	2,750	17,341	821	0	251	0	22,437
	Gran Canaria	3,185	8,264	54,801	4,869	368	450	100	72,037
	Tenerife	3,472	2,424	8,443	36,613	6,936	1,600	390	59,878
	La Gomera	6	0	2,852	1,127	290	216	181	4,672
	La Palma	840	924	906	13,408	32	3,063	37	19,210
	El Hierro	0	0	113	743	0	22	615	1,493
	CANARY ISLANDS	13,729	15,046	88,907	58,258	7,642	6,790	1,341	191,713

### Year on year variation: June 2019/2018

		ISLAND OF STAY							CANARY ISLANDS
		Lanzarote	Fuerteventura	Gran Canaria	Tenerife	La Gomera	La Palma	El Hierro	
ISLAND OF RESIDENCE	Lanzarote	-4.8%	112.4%	-3.8%	-13.4%	--	174.4%	-60.0%	5.1%
	Fuerteventura	61.5%	112.2%	1195.1%	29.7%	--	23.0%	-100.0%	425.7%
	Gran Canaria	-23.1%	41.1%	33.9%	-47.4%	-29.5%	-60.4%	-24.2%	16.2%
	Tenerife	34.8%	-46.4%	60.5%	-2.4%	22.3%	-44.5%	-32.4%	1.5%
	La Gomera	0.0%	-100.0%	339.4%	91.3%	7.4%	-66.7%	5933.3%	114.7%
	La Palma	900.0%	166.3%	-84.6%	117.9%	10.3%	10.0%	-81.9%	24.1%
	El Hierro	-100.0%	--	-43.8%	121.1%	-100.0%	-91.6%	575.8%	40.2%
	CANARY ISLANDS	6.1%	21.8%	51.0%	5.4%	17.1%	-18.7%	26.6%	23.4%

### Canary Islands residents travelling to other islands (residents of each island are excluded)

	Lanzarote	Fuerteventura	Gran Canaria	Tenerife	La Gomera	La Palma	El Hierro	CANARY ISLANDS
Outbound tourism	7,034	19,687	17,236	23,265	4,382	16,147	878	88,629
Year on year variation (%)	13.3%	562.4%	-18.1%	8.3%	129.9%	27.2%	-9.9%	31.7%
Inbound tourism	8,777	12,296	34,106	21,645	7,352	3,727	726	88,629
Year on year variation (%)	13.5%	11.2%	90.0%	21.9%	17.5%	-33.0%	-25.0%	31.7%
Net balance	1,743	-7,391	16,870	-1,620	2,970	-12,420	-152	0

### Distribution by island of residence

		ISLAND OF STAY							CANARY ISLANDS
		Lanzarote	Fuerteventura	Gran Canaria	Tenerife	La Gomera	La Palma	El Hierro	
ISLAND OF RESIDENCE	Lanzarote	36.1%	4.5%	5.0%	1.2%	0.2%	17.5%	1.3%	6.3%
	Fuerteventura	9.3%	18.3%	19.5%	1.4%	0.0%	3.7%	0.0%	11.7%
	Gran Canaria	23.2%	54.9%	61.6%	8.4%	4.8%	6.6%	7.5%	37.6%
	Tenerife	25.3%	16.1%	9.5%	62.8%	90.8%	23.6%	29.1%	31.2%
	La Gomera	0.0%	0.0%	3.2%	1.9%	3.8%	3.2%	13.5%	2.4%
	La Palma	6.1%	6.1%	1.0%	23.0%	0.4%	45.1%	2.8%	10.0%
	El Hierro	0.0%	0.0%	0.1%	1.3%	0.0%	0.3%	45.9%	0.8%
	CANARY ISLANDS	100%	100%	100%	100%	100%	100%	100%	100%

### Distribution by island of stay

		ISLAND OF STAY							CANARY ISLANDS
		Lanzarote	Fuerteventura	Gran Canaria	Tenerife	La Gomera	La Palma	El Hierro	
ISLAND OF RESIDENCE	Lanzarote	41.3%	5.7%	37.1%	5.6%	0.1%	9.9%	0.2%	100%
	Fuerteventura	5.7%	12.3%	77.3%	3.7%	0.0%	1.1%	0.0%	100%
	Gran Canaria	4.4%	11.5%	76.1%	6.8%	0.5%	0.6%	0.1%	100%
	Tenerife	5.8%	4.0%	14.1%	61.1%	11.6%	2.7%	0.7%	100%
	La Gomera	0.1%	0.0%	61.0%	24.1%	6.2%	4.6%	3.9%	100%
	La Palma	4.4%	4.8%	4.7%	69.8%	0.2%	15.9%	0.2%	100%
	El Hierro	0.0%	0.0%	7.6%	49.8%	0.0%	1.5%	41.2%	100%
	CANARY ISLANDS	7.2%	7.8%	46.4%	30.4%	4.0%	3.5%	0.7%	100%

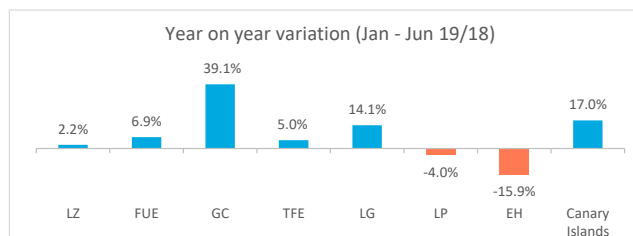
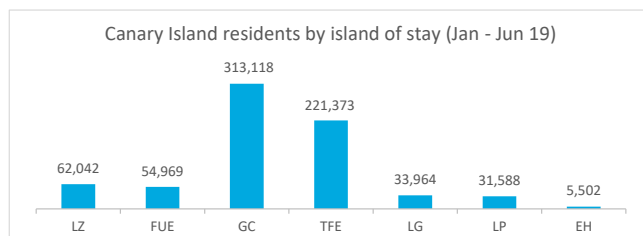
# Domestic tourism

## January - June 2019



### Canary Islands residents staying in tourist accommodation by island of stay

	Lanzarote	Fuerteventura	Gran Canaria	Tenerife	La Gomera	La Palma	El Hierro	Canary Islands
Jan-Jun 2018	60,701	51,422	225,156	210,816	29,767	32,921	6,546	617,329
Jan-Jun 2019	62,042	54,969	313,118	221,373	33,964	31,588	5,502	722,556
% tourist of the island	32.2%	16.6%	62.7%	19.2%	2.9%	38.1%	13.2%	100%
Change, 19-18	1,341	3,547	87,962	10,557	4,197	-1,333	-1,044	105,227
Change, % 19-18	2.2%	6.9%	39.1%	5.0%	14.1%	-4.0%	-15.9%	17.0%



### Canary Islands residents staying in tourist accommodation by island of residence and island of stay

ISLAND OF RESIDENCE	ISLAND OF STAY							
	Lanzarote	Fuerteventura	Gran Canaria	Tenerife	La Gomera	La Palma	El Hierro	CANARY ISLANDS
Lanzarote	19,995	2,879	19,195	3,363	41	2,923	72	48,468
Fuerteventura	4,970	9,101	35,868	4,162	21	650	149	54,921
Gran Canaria	19,498	25,639	196,438	23,790	1,374	4,141	971	271,851
Tenerife	12,170	12,136	42,546	145,805	31,187	11,000	2,910	257,754
La Gomera	41	0	3,289	5,773	994	664	181	10,942
La Palma	5,245	5,015	11,086	31,379	272	12,040	492	65,529
El Hierro	123	199	4,696	7,101	75	170	727	13,091
CANARY ISLANDS	62,042	54,969	313,118	221,373	33,964	31,588	5,502	722,556

### Year on year variation: January - June 2019/2018

ISLAND OF RESIDENCE	ISLAND OF STAY							
	Lanzarote	Fuerteventura	Gran Canaria	Tenerife	La Gomera	La Palma	El Hierro	CANARY ISLANDS
Lanzarote	-37.8%	-24.8%	-7.2%	-14.1%	355.6%	78.0%	-52.3%	-22.3%
Fuerteventura	11.1%	-1.9%	485.4%	92.5%	-27.6%	-68.8%	413.8%	127.1%
Gran Canaria	20.6%	-3.6%	29.8%	-46.8%	-7.0%	-16.9%	7.9%	10.4%
Tenerife	78.5%	10.6%	35.6%	12.8%	18.1%	2.7%	-40.1%	16.9%
La Gomera	583.3%	-100.0%	106.5%	27.4%	-23.4%	-39.7%	64.5%	26.5%
La Palma	457.4%	583.2%	-14.5%	43.9%	-34.3%	0.1%	27.8%	33.0%
El Hierro	-11.5%	--	344.7%	60.3%	-44.9%	-53.0%	555.0%	110.0%
CANARY ISLANDS	2.2%	6.9%	39.1%	5.0%	14.1%	-4.0%	-15.9%	17.0%

### Canary Islands residents travelling to other islands (residents of each island are excluded)

	Lanzarote	Fuerteventura	Gran Canaria	Tenerife	La Gomera	La Palma	El Hierro	CANARY ISLANDS
Outbound tourism	28,473	45,820	75,413	111,949	9,948	53,489	12,364	337,456
Year on year variation (%)	-5.8%	207.4%	-20.5%	22.8%	35.3%	43.6%	101.9%	19.7%
Inbound tourism	42,047	45,868	116,680	75,568	32,970	19,548	4,775	337,456
Year on year variation (%)	47.3%	8.8%	58.1%	-7.3%	15.8%	-6.4%	-25.8%	19.7%
Net balance	13,574	48	41,267	-36,381	23,022	-33,941	-7,589	0

### Distribution by island of residence

ISLAND OF RESIDENCE	ISLAND OF STAY							
	Lanzarote	Fuerteventura	Gran Canaria	Tenerife	La Gomera	La Palma	El Hierro	CANARY ISLANDS
Lanzarote	32.2%	5.2%	6.1%	1.5%	0.1%	9.3%	1.3%	6.7%
Fuerteventura	8.0%	16.6%	11.5%	1.9%	0.1%	2.1%	2.7%	7.6%
Gran Canaria	31.4%	46.6%	62.7%	10.7%	4.0%	13.1%	17.6%	37.6%
Tenerife	19.6%	22.1%	13.6%	65.9%	91.8%	34.8%	52.9%	35.7%
La Gomera	0.1%	0.0%	1.1%	2.6%	2.9%	2.1%	3.3%	1.5%
La Palma	8.5%	9.1%	3.5%	14.2%	0.8%	38.1%	8.9%	9.1%
El Hierro	0.2%	0.4%	1.5%	3.2%	0.2%	0.5%	13.2%	1.8%
CANARY ISLANDS	100%	100%	100%	100%	100%	100%	100%	100%

### Distribution by island of stay

ISLAND OF RESIDENCE	ISLAND OF STAY							
	Lanzarote	Fuerteventura	Gran Canaria	Tenerife	La Gomera	La Palma	El Hierro	CANARY ISLANDS
Lanzarote	41.3%	5.9%	39.6%	6.9%	0.1%	6.0%	0.1%	100%
Fuerteventura	9.0%	16.6%	65.3%	7.6%	0.0%	1.2%	0.3%	100%
Gran Canaria	7.2%	9.4%	72.3%	8.8%	0.5%	1.5%	0.4%	100%
Tenerife	4.7%	4.7%	16.5%	56.6%	12.1%	4.3%	1.1%	100%
La Gomera	0.4%	0.0%	30.1%	52.8%	9.1%	6.1%	1.7%	100%
La Palma	8.0%	7.7%	16.9%	47.9%	0.4%	18.4%	0.8%	100%
El Hierro	0.9%	1.5%	35.9%	54.2%	0.6%	1.3%	5.6%	100%
CANARY ISLANDS	8.6%	7.6%	43.3%	30.6%	4.7%	4.4%	0.8%	100%