


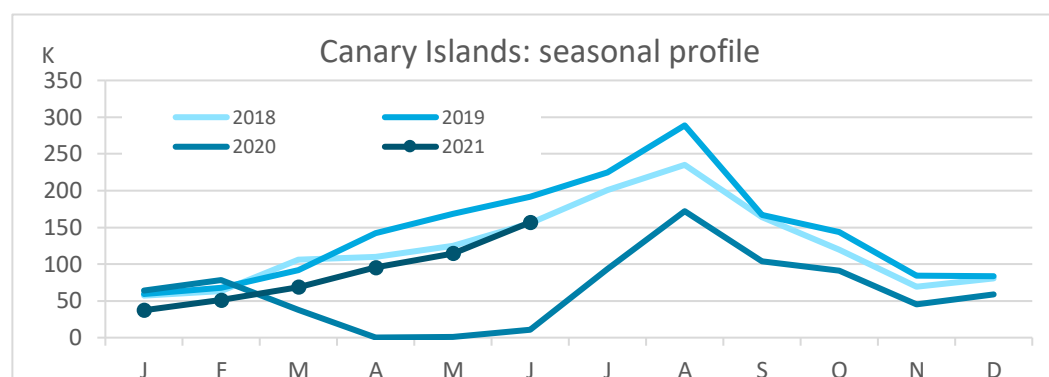
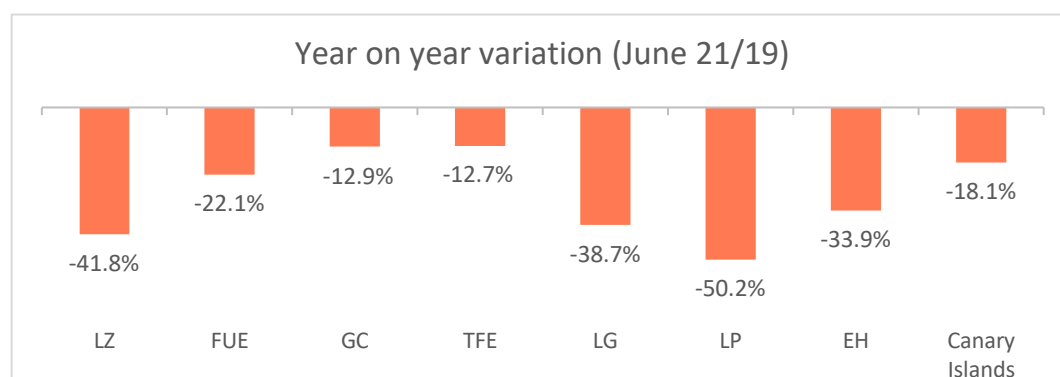
# Domestic tourism

## June 2021



### Canary Islands residents staying in tourist accommodation by island of stay

	Lanzarote	Fuerteventura	Gran Canaria	Tenerife	La Gomera	La Palma	El Hierro	Canary Islands
June 2019	13,729	15,046	88,907	58,258	7,642	6,790	1,341	191,713
June 2021	7,987	11,727	77,413	50,864	4,681	3,383	887	156,942
% residents in the island	23.6%	16.3%	55.7%	71.4%	2.1%	41.1%	0.0%	100%
Change, 21-19	-5,742	-3,319	-11,494	-7,394	-2,961	-3,407	-454	-34,771
Change, % 21-19	-41.8%	-22.1%	-12.9%	-12.7%	-38.7%	-50.2%	-33.9%	-18.1%



### Canary Islands residents staying in tourist accommodation by island of residence and island of stay

ISLAND OF RESIDENCE	ISLAND OF STAY								CANARY ISLANDS
	Lanzarote	Fuerteventura	Gran Canaria	Tenerife	La Gomera	La Palma	El Hierro		
Lanzarote	1,881	3,019	6,687	3,513	0	154	0	15,254	
Fuerteventura	447	1,911	8,058	616	5	47	0	11,084	
Gran Canaria	1,595	4,162	43,088	3,660	723	860	818	54,906	
Tenerife	3,055	1,942	11,610	36,300	3,832	762	69	57,570	
La Gomera	0	15	17	380	100	65	0	577	
La Palma	794	678	7,719	6,055	15	1,390	0	16,651	
El Hierro	215	0	234	340	6	105	0	900	
<b>CANARY ISLANDS</b>	<b>7,987</b>	<b>11,727</b>	<b>77,413</b>	<b>50,864</b>	<b>4,681</b>	<b>3,383</b>	<b>887</b>	<b>156,942</b>	

### Year on year variation: June 2021/2019

ISLAND OF RESIDENCE	ISLAND OF STAY								CANARY ISLANDS
	Lanzarote	Fuerteventura	Gran Canaria	Tenerife	La Gomera	La Palma	El Hierro		
Lanzarote	-62.0%	341.4%	50.2%	418.9%	-100.0%	-87.0%	-100.0%	27.3%	
Fuerteventura	-64.9%	-30.5%	-53.5%	-25.0%	0.0%	-81.3%	0.0%	-50.6%	
Gran Canaria	-49.9%	-49.6%	-21.4%	-24.8%	96.5%	91.1%	718.0%	-23.8%	
Tenerife	-12.0%	-19.9%	37.5%	-0.9%	-44.8%	-52.4%	-82.3%	-3.9%	
La Gomera	-100.0%	0.0%	-99.4%	-66.3%	-65.5%	-69.9%	-100.0%	-87.6%	
La Palma	-5.5%	-26.6%	752.0%	-54.8%	-53.1%	-54.6%	-100.0%	-13.3%	
El Hierro	0.0%	0.0%	107.1%	-54.2%	0.0%	377.3%	-100.0%	-39.7%	
<b>CANARY ISLANDS</b>	<b>-41.8%</b>	<b>-22.1%</b>	<b>-12.9%</b>	<b>-12.7%</b>	<b>-38.7%</b>	<b>-50.2%</b>	<b>-33.9%</b>	<b>-18.1%</b>	

### Canary Islands residents travelling to other islands (residents of each island are excluded)

	Lanzarote	Fuerteventura	Gran Canaria	Tenerife	La Gomera	La Palma	El Hierro	CANARY ISLANDS
Outbound tourism	13,373	9,173	11,818	21,270	477	15,261	900	72,272
Year on year variation (%)	90.1%	-53.4%	-31.4%	-8.6%	-89.1%	-5.5%	2.5%	-18.5%
Inbound tourism	6,106	9,816	34,325	14,564	4,581	1,993	887	72,272
Year on year variation (%)	-30.4%	-20.2%	0.6%	-32.7%	-37.7%	-46.5%	22.2%	-18.5%
Net balance	-7,267	643	22,507	-6,706	4,104	-13,268	-13	0

### Distribution by island of residence


ISLAND OF RESIDENCE	ISLAND OF STAY								CANARY ISLANDS
	Lanzarote	Fuerteventura	Gran Canaria	Tenerife	La Gomera	La Palma	El Hierro		
Lanzarote	23.6%	25.7%	8.6%	6.9%	0.0%	4.6%	0.0%	9.7%	
Fuerteventura	5.6%	16.3%	10.4%	1.2%	0.1%	1.4%	0.0%	7.1%	
Gran Canaria	20.0%	35.5%	55.7%	7.2%	15.4%	25.4%	92.2%	35.0%	
Tenerife	38.2%	16.6%	15.0%	71.4%	81.9%	22.5%	7.8%	36.7%	
La Gomera	0.0%	0.1%	0.0%	0.7%	2.1%	1.9%	0.0%	0.4%	
La Palma	9.9%	5.8%	10.0%	11.9%	0.3%	41.1%	0.0%	10.6%	
El Hierro	2.7%	0.0%	0.3%	0.7%	0.1%	3.1%	0.0%	0.6%	
<b>CANARY ISLANDS</b>	<b>100%</b>	<b>100%</b>	<b>100%</b>	<b>100%</b>	<b>100%</b>	<b>100%</b>	<b>100%</b>	<b>100%</b>	

### Distribution by island of stay

ISLAND OF RESIDENCE	ISLAND OF STAY								CANARY ISLANDS
	Lanzarote	Fuerteventura	Gran Canaria	Tenerife	La Gomera	La Palma	El Hierro		
Lanzarote	12.3%	19.8%	43.8%	23.0%	0.0%	1.0%	0.0%	100%	
Fuerteventura	4.0%	17.2%	72.7%	5.6%	0.0%	0.4%	0.0%	100%	
Gran Canaria	2.9%	7.6%	78.5%	6.7%	1.3%	1.6%	1.5%	100%	
Tenerife	5.3%	3.4%	20.2%	63.1%	6.7%	1.3%	0.1%	100%	
La Gomera	0.0%	2.6%	2.9%	65.9%	17.3%	11.3%	0.0%	100%	
La Palma	4.8%	4.1%	46.4%	36.4%	0.1%	8.3%	0.0%	100%	
El Hierro	23.9%	0.0%	26.0%	37.8%	0.7%	11.7%	0.0%	100%	
<b>CANARY ISLANDS</b>	<b>5.1%</b>	<b>7.5%</b>	<b>49.3%</b>	<b>32.4%</b>	<b>3.0%</b>	<b>2.2%</b>	<b>0.6%</b>	<b>100%</b>	

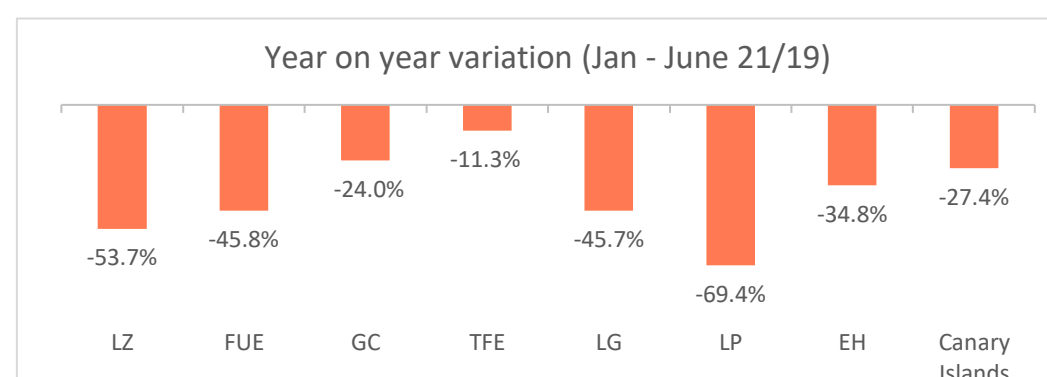
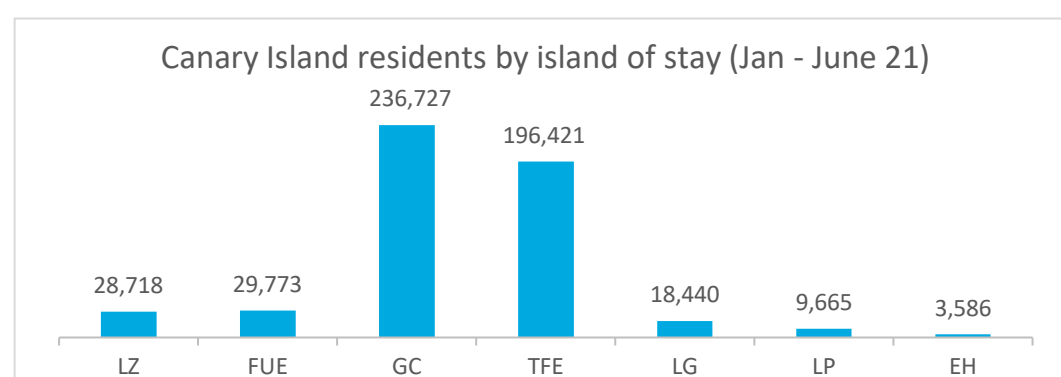
# Domestic tourism

## January - June 2021



### Canary Islands residents staying in tourist accommodation by island of stay

	Lanzarote	Fuerteventura	Gran Canaria	Tenerife	La Gomera	La Palma	El Hierro	Canary Islands
Jan-June 2019	61,991	54,969	311,662	221,373	33,964	31,588	5,502	721,049
Jan-June 2021	28,718	29,773	236,727	196,421	18,440	9,665	3,586	523,330
% tourist of the island	35.8%	37.1%	52.7%	62.4%	3.8%	37.8%	13.3%	100%
Change, 21-19	-33,273	-25,196	-74,935	-24,952	-15,524	-21,923	-1,916	-197,719
Change, % 21-19	-53.7%	-45.8%	-24.0%	-11.3%	-45.7%	-69.4%	-34.8%	-27.4%



### Canary Islands residents staying in tourist accommodation by island of residence and island of stay

ISLAND OF RESIDENCE	ISLAND OF STAY							
	Lanzarote	Fuerteventura	Gran Canaria	Tenerife	La Gomera	La Palma	El Hierro	CANARY ISLANDS
Lanzarote	10,276	4,791	18,670	8,151	2	217	10	42,117
Fuerteventura	2,065	11,054	20,512	1,595	14	93	5	35,338
Gran Canaria	5,867	7,761	124,682	13,742	1,131	2,252	868	156,303
Tenerife	8,931	4,459	49,946	122,544	16,505	2,745	2,225	207,355
La Gomera	151	108	4,245	2,236	699	426	0	7,865
La Palma	1,213	1,600	17,366	45,111	83	3,650	0	69,023
El Hierro	215	0	1,306	3,042	6	282	478	5,329
CANARY ISLANDS	28,718	29,773	236,727	196,421	18,440	9,665	3,586	523,330

### Year on year variation: January - June 2021/2019

ISLAND OF RESIDENCE	ISLAND OF STAY							
	Lanzarote	Fuerteventura	Gran Canaria	Tenerife	La Gomera	La Palma	El Hierro	CANARY ISLANDS
Lanzarote	-48.6%	66.4%	-2.7%	142.4%	-95.1%	-92.6%	-86.1%	-13.1%
Fuerteventura	-58.5%	21.5%	-42.8%	-61.7%	-33.3%	-85.7%	-96.6%	-35.7%
Gran Canaria	-69.9%	-69.7%	-36.5%	-42.2%	-17.7%	-45.6%	-10.6%	-42.5%
Tenerife	-26.5%	-63.3%	21.6%	-16.0%	-47.1%	-75.0%	-23.5%	-19.1%
La Gomera	268.3%	0.0%	29.1%	-61.3%	-29.7%	-35.8%	-100.0%	-28.1%
La Palma	-76.9%	-68.1%	56.6%	43.8%	-69.5%	-69.7%	-100.0%	5.3%
El Hierro	74.8%	-100.0%	-72.2%	-57.2%	-92.0%	65.9%	-34.3%	-59.3%
CANARY ISLANDS	-53.7%	-45.8%	-24.0%	-11.3%	-45.7%	-69.4%	-34.8%	-27.4%

### Canary Islands residents travelling to other islands (residents of each island are excluded)

	Lanzarote	Fuerteventura	Gran Canaria	Tenerife	La Gomera	La Palma	El Hierro	CANARY ISLANDS
Outbound tourism	31,841	24,284	31,621	84,811	7,166	65,373	4,851	249,947
Year on year variation (%)	11.8%	-47.0%	-58.1%	-23.2%	-28.0%	22.2%	-60.8%	-25.6%
Inbound tourism	18,442	18,719	112,045	73,877	17,741	6,015	3,108	249,947
Year on year variation (%)	-56.1%	-59.2%	-2.8%	-2.2%	-46.2%	-69.2%	-34.9%	-25.6%
Net balance	-13,399	-5,565	80,424	-10,934	10,575	-59,358	-1,743	0

### Distribution by island of residence

ISLAND OF RESIDENCE	ISLAND OF STAY							
	Lanzarote	Fuerteventura	Gran Canaria	Tenerife	La Gomera	La Palma	El Hierro	CANARY ISLANDS
Lanzarote	35.8%	16.1%	7.9%	4.1%	0.0%	2.2%	0.3%	8.0%
Fuerteventura	7.2%	37.1%	8.7%	0.8%	0.1%	1.0%	0.1%	6.8%
Gran Canaria	20.4%	26.1%	52.7%	7.0%	6.1%	23.3%	24.2%	29.9%
Tenerife	31.1%	15.0%	21.1%	62.4%	89.5%	28.4%	62.0%	39.6%
La Gomera	0.5%	0.4%	1.8%	1.1%	3.8%	4.4%	0.0%	1.5%
La Palma	4.2%	5.4%	7.3%	23.0%	0.5%	37.8%	0.0%	13.2%
El Hierro	0.7%	0.0%	0.6%	1.5%	0.0%	2.9%	13.3%	1.0%
CANARY ISLANDS	100%	100%	100%	100%	100%	100%	100%	100%

### Distribution by island of stay

ISLAND OF RESIDENCE	ISLAND OF STAY							
	Lanzarote	Fuerteventura	Gran Canaria	Tenerife	La Gomera	La Palma	El Hierro	CANARY ISLANDS
Lanzarote	24.4%	11.4%	44.3%	19.4%	0.0%	0.5%	0.0%	100%
Fuerteventura	5.8%	31.3%	58.0%	4.5%	0.0%	0.3%	0.0%	100%
Gran Canaria	3.8%	5.0%	79.8%	8.8%	0.7%	1.4%	0.6%	100%
Tenerife	4.3%	2.2%	24.1%	59.1%	8.0%	1.3%	1.1%	100%
La Gomera	1.9%	1.4%	54.0%	28.4%	8.9%	5.4%	0.0%	100%
La Palma	1.8%	2.3%	25.2%	65.4%	0.1%	5.3%	0.0%	100%
El Hierro	4.0%	0.0%	24.5%	57.1%	0.1%	5.3%	9.0%	100%
CANARY ISLANDS	5.5%	5.7%	45.2%	37.5%	3.5%	1.8%	0.7%	100%

Sources: Encuestas de alojamiento turístico hotelero y extrahotelero (ISTAC).