

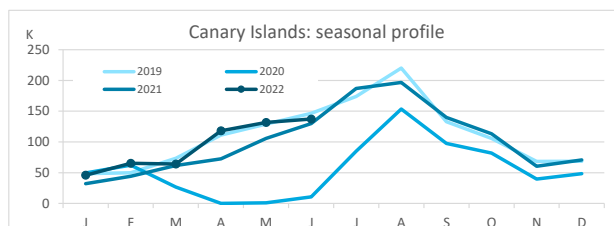
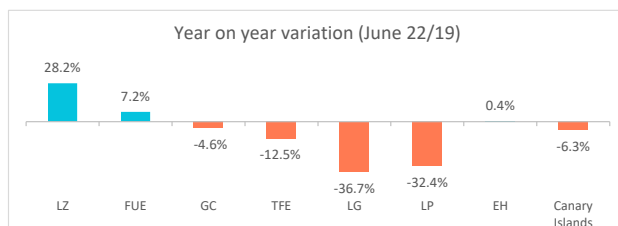
Domestic tourism

June 2022



Canary Islands residents staying in tourist accommodation by island of stay

	Lanzarote	Fuerteventura	Gran Canaria	Tenerife	La Gomera	La Palma	El Hierro	Canary Islands
June 2019	9,334	12,335	66,672	45,085	6,803	5,038	1,278	146,545
June 2022	11,966	13,221	63,638	39,451	4,305	3,407	1,283	137,271
% residents in the island	31.1%	13.6%	58.1%	41.7%	7.1%	41.7%	0.3%	100%
Change, 22-19	2,632	886	-3,034	-5,634	-2,498	-1,631	5	-9,274
Change, % 22-19	28.2%	7.2%	-4.6%	-12.5%	-36.7%	-32.4%	0.4%	-6.3%



Canary Islands residents staying in tourist accommodation by island of residence and island of stay

		ISLAND OF STAY							CANARY ISLANDS
		Lanzarote	Fuerteventura	Gran Canaria	Tenerife	La Gomera	La Palma	El Hierro	
ISLAND OF RESIDENCE	Lanzarote	3,722	1,752	8,509	667	12	48	0	14,710
	Fuerteventura	472	1,792	3,733	2,967	4	40	628	9,636
	Gran Canaria	3,995	6,764	36,973	5,069	467	1,052	63	54,383
	Tenerife	3,254	2,088	10,098	16,438	3,477	599	580	36,534
	La Gomera	0	59	873	2,634	307	94	0	3,967
	La Palma	523	766	3,392	11,019	28	1,422	8	17,158
	El Hierro	0	0	60	657	10	152	4	883
	CANARY ISLANDS	11,966	13,221	63,638	39,451	4,305	3,407	1,283	137,271

Year on year variation: June 2022/2019

		ISLAND OF STAY							CANARY ISLANDS
		Lanzarote	Fuerteventura	Gran Canaria	Tenerife	La Gomera	La Palma	El Hierro	
ISLAND OF RESIDENCE	Lanzarote	17.6%	201.5%	133.1%	18.7%	-14.3%	-92.7%	-100.0%	70.1%
	Fuerteventura	79.5%	30.4%	-66.7%	456.7%	-	-72.2%	-	-28.8%
	Gran Canaria	59.2%	-6.3%	-10.9%	17.8%	68.6%	77.4%	-37.0%	-3.8%
	Tenerife	24.4%	-12.7%	50.5%	-41.3%	-44.2%	-57.9%	48.7%	-23.5%
	La Gomera	-100.0%	-	-66.9%	210.6%	19.9%	-23.6%	-100.0%	-1.1%
	La Palma	-32.4%	-0.1%	281.6%	8.7%	3.7%	-31.9%	-78.4%	16.6%
	El Hierro	-	-	-11.8%	-6.8%	-	1420.0%	-99.3%	-35.9%
	CANARY ISLANDS	28.2%	7.2%	-4.6%	-12.5%	-36.7%	-32.4%	0.4%	-6.3%

Canary Islands residents travelling to other islands (residents of each island are excluded)

	Lanzarote	Fuerteventura	Gran Canaria	Tenerife	La Gomera	La Palma	El Hierro	Canary Islands
Outbound tourism	10,988	7,844	17,410	20,096	3,660	15,736	879	76,613
Year on year variation (%)	100.5%	-35.5%	16.1%	1.7%	-2.5%	24.6%	12.3%	10.1%
Inbound tourism	8,244	11,429	26,665	23,013	3,998	1,985	1,279	76,613
Year on year variation (%)	33.7%	4.3%	5.9%	34.7%	-38.9%	-32.7%	87.0%	10.1%
Net balance	-2,744	3,585	9,255	2,917	338	-13,751	400	0

Distribution by island of residence

		ISLAND OF STAY							CANARY ISLANDS
		Lanzarote	Fuerteventura	Gran Canaria	Tenerife	La Gomera	La Palma	El Hierro	
ISLAND OF RESIDENCE	Lanzarote	31.1%	13.3%	13.4%	1.7%	0.3%	1.4%	0.0%	10.7%
	Fuerteventura	3.9%	13.6%	5.9%	7.5%	0.1%	1.2%	48.9%	7.0%
	Gran Canaria	33.4%	51.2%	58.1%	12.8%	10.8%	30.9%	4.9%	39.6%
	Tenerife	27.2%	15.8%	15.9%	41.7%	80.8%	17.6%	45.2%	26.6%
	La Gomera	0.0%	0.4%	1.4%	6.7%	7.1%	2.8%	0.0%	2.9%
	La Palma	4.4%	5.8%	5.3%	27.9%	0.7%	41.7%	0.6%	12.5%
	El Hierro	0.0%	0.0%	0.1%	1.7%	0.2%	4.5%	0.3%	0.6%
	CANARY ISLANDS	100%	100%	100%	100%	100%	100%	100%	100%

Distribution by island of stay

		ISLAND OF STAY							CANARY ISLANDS
		Lanzarote	Fuerteventura	Gran Canaria	Tenerife	La Gomera	La Palma	El Hierro	
ISLAND OF RESIDENCE	Lanzarote	25.3%	11.9%	57.8%	4.5%	0.1%	0.3%	0.0%	100%
	Fuerteventura	4.9%	18.6%	38.7%	30.8%	0.0%	0.4%	6.5%	100%
	Gran Canaria	7.3%	12.4%	68.0%	9.3%	0.9%	1.9%	0.1%	100%
	Tenerife	8.9%	5.7%	27.6%	45.0%	9.5%	1.6%	1.6%	100%
	La Gomera	0.0%	1.5%	22.0%	66.4%	7.7%	2.4%	0.0%	100%
	La Palma	3.0%	4.5%	19.8%	64.2%	0.2%	8.3%	0.0%	100%
	El Hierro	0.0%	0.0%	6.8%	74.4%	1.1%	17.2%	0.5%	100%
	CANARY ISLANDS	8.7%	9.6%	46.4%	28.7%	3.1%	2.5%	0.9%	100%

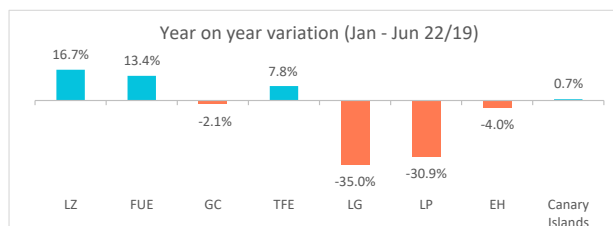
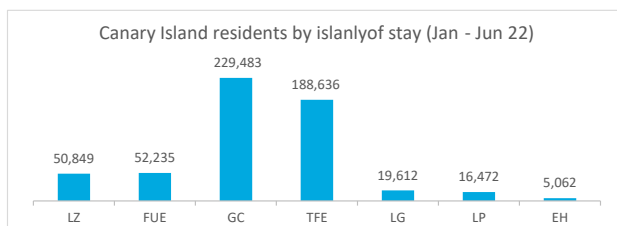
Domestic tourism

January - June 2022



Canary Islands residents staying in tourist accommodation by island of stay

	Lanzarote	Fuerteventura	Gran Canaria	Tenerife	La Gomera	La Palma	El Hierro	Canary Islands
Jan-Jun 2019	43,568	46,066	234,423	174,988	30,161	23,823	5,271	558,300
Jan-Jun 2022	50,849	52,235	229,483	188,636	19,612	16,472	5,062	562,349
% tourist of the island	27.2%	11.5%	59.2%	45.0%	3.6%	36.0%	0.1%	100%
Change, 22-19	7,281	6,169	-4,940	13,648	-10,549	-7,351	-209	4,049
Change, % 22-19	16.7%	13.4%	-2.1%	7.8%	-35.0%	-30.9%	-4.0%	0.7%



Canary Islands residents staying in tourist accommodation by island of residence and island of stay

ISLAND OF RESIDENCE	ISLAND OF STAY								CANARY ISLANDS
	Lanzarote	Fuerteventura	Gran Canaria	Tenerife	La Gomera	La Palma	El Hierro		
Lanzarote	13,850	6,692	25,964	9,128	48	290	22		55,994
Fuerteventura	2,837	5,982	16,320	7,077	13	318	655		33,202
Gran Canaria	14,217	25,713	135,872	26,192	1,964	3,923	1,201		209,082
Tenerife	17,269	7,584	40,159	84,792	16,587	4,516	2,108		173,015
La Gomera	2	89	1,460	8,861	708	483	0		11,603
La Palma	2,665	6,065	8,950	46,859	250	5,934	1,070		71,793
El Hierro	9	110	758	5,727	42	1,008	6		7,660
CANARY ISLANDS	50,849	52,235	229,483	188,636	19,612	16,472	5,062		562,349

Year on year variation: January - June 2022/2019

ISLAND OF RESIDENCE	ISLAND OF STAY								CANARY ISLANDS
	Lanzarote	Fuerteventura	Gran Canaria	Tenerife	La Gomera	La Palma	El Hierro		
Lanzarote	5.9%	184.5%	65.3%	226.2%	33.3%	-87.3%	-63.9%		54.2%
Fuerteventura	-5.7%	-6.7%	-32.0%	93.0%	-31.6%	-48.6%	367.9%		-12.3%
Gran Canaria	-2.7%	14.7%	-10.0%	23.5%	79.5%	32.4%	28.4%		-2.4%
Tenerife	92.7%	-25.9%	28.1%	-22.0%	-40.5%	-37.7%	-25.7%		-12.3%
La Gomera	-86.7%	-	-51.8%	65.5%	-15.1%	-8.0%	-100.0%		17.3%
La Palma	-29.6%	37.4%	48.9%	77.5%	8.7%	-40.9%	136.7%		39.8%
El Hierro	-90.7%	-55.3%	-77.4%	-15.8%	-12.5%	641.2%	-99.2%		-32.8%
CANARY ISLANDS	16.7%	13.4%	-2.1%	7.8%	-35.0%	-30.9%	-4.0%		0.7%

Canary Islands residents travelling to other islands (residents of each island are excluded)

	Lanzarote	Fuerteventura	Gran Canaria	Tenerife	La Gomera	La Palma	El Hierro	Canary Islands
Outbound tourism	42,144	27,220	73,210	88,223	10,895	65,859	7,654	315,205
Year on year variation (%)	81.3%	-13.4%	15.8%	-0.3%	20.3%	59.5%	-28.4%	17.8%
Inbound tourism	36,999	46,253	93,611	103,844	18,904	10,538	5,056	315,205
Year on year variation (%)	21.4%	16.6%	12.2%	56.8%	-35.5%	-23.5%	10.8%	17.8%
Net balance	-5,145	19,033	20,401	15,621	8,009	-55,321	-2,598	0

Distribution by island of residence

ISLAND OF RESIDENCE	ISLAND OF STAY								CANARY ISLANDS
	Lanzarote	Fuerteventura	Gran Canaria	Tenerife	La Gomera	La Palma	El Hierro		
Lanzarote	27.2%	12.8%	11.3%	4.8%	0.2%	1.8%	0.4%		10.0%
Fuerteventura	5.6%	11.5%	7.1%	3.8%	0.1%	1.9%	12.9%		5.9%
Gran Canaria	28.0%	49.2%	59.2%	13.9%	10.0%	23.8%	23.7%		37.2%
Tenerife	34.0%	14.5%	17.5%	45.0%	84.6%	27.4%	41.6%		30.8%
La Gomera	0.0%	0.2%	0.6%	4.7%	3.6%	2.9%	0.0%		2.1%
La Palma	5.2%	11.6%	3.9%	24.8%	1.3%	36.0%	21.1%		12.8%
El Hierro	0.0%	0.2%	0.3%	3.0%	0.2%	6.1%	0.1%		1.4%
CANARY ISLANDS	100%	100%	100%	100%	100%	100%	100%		100%

Distribution by island of stay

ISLAND OF RESIDENCE	ISLAND OF STAY								CANARY ISLANDS
	Lanzarote	Fuerteventura	Gran Canaria	Tenerife	La Gomera	La Palma	El Hierro		
Lanzarote	24.7%	12.0%	46.4%	16.3%	0.1%	0.5%	0.0%		100%
Fuerteventura	8.5%	18.0%	49.2%	21.3%	0.0%	1.0%	2.0%		100%
Gran Canaria	6.8%	12.3%	65.0%	12.5%	0.9%	1.9%	0.6%		100%
Tenerife	10.0%	4.4%	23.2%	49.0%	9.6%	2.6%	1.2%		100%
La Gomera	0.0%	0.8%	12.6%	76.4%	6.1%	4.2%	0.0%		100%
La Palma	3.7%	8.4%	12.5%	65.3%	0.3%	8.3%	1.5%		100%
El Hierro	0.1%	1.4%	9.9%	74.8%	0.5%	13.2%	0.1%		100%
CANARY ISLANDS	9.0%	9.3%	40.8%	33.5%	3.5%	2.9%	0.9%		100%