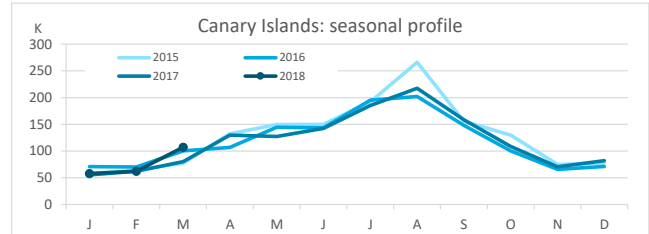
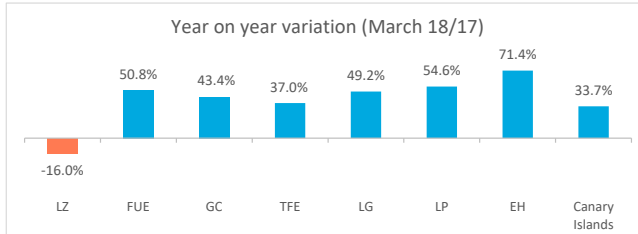


Domestic tourism March 2018



Canary Islands residents staying in tourist accommodation by island of stay

	Lanzarote	Fuerteventura	Gran Canaria	Tenerife	La Gomera	La Palma	El Hierro	Canary Islands
March 2017	12,270	7,501	24,145	28,435	3,450	3,689	584	80,074
March 2018	10,303	11,313	34,626	38,970	5,148	5,702	1,001	107,063
% residents in the island	61.4%	27.1%	68.9%	10.7%	56.6%	40.2%	0.0%	100%
Change, 18-17	-1,967	3,812	10,481	10,535	1,698	2,013	417	26,989
Change, % 18-17	-16.0%	50.8%	43.4%	37.0%	49.2%	54.6%	71.4%	33.7%



Canary Islands residents staying in tourist accommodation by island of residence and island of stay

ISLAND OF RESIDENCE	ISLAND OF STAY							
	Lanzarote	Fuerteventura	Gran Canaria	Tenerife	La Gomera	La Palma	El Hierro	CANARY ISLANDS
Lanzarote	6,325	1,226	3,154	448	0	381	12	11,546
Fuerteventura	457	3,063	2,153	209	10	127	22	6,041
Gran Canaria	2,777	4,044	23,855	8,036	215	928	202	40,057
Tenerife	646	2,980	4,152	24,706	1,874	1,912	620	36,890
La Gomera	0	0	475	308	2,915	0	0	3,698
La Palma	98	0	713	2,909	122	2,293	145	6,280
El Hierro	0	0	124	2,354	12	61	0	2,551
CANARY ISLANDS	10,303	11,313	34,626	38,970	5,148	5,702	1,001	107,063

Year on year variation: March 2018/2017

ISLAND OF RESIDENCE	ISLAND OF STAY							
	Lanzarote	Fuerteventura	Gran Canaria	Tenerife	La Gomera	La Palma	El Hierro	CANARY ISLANDS
Lanzarote	53.6%	600.6%	85.5%	-27.6%	-100.0%	-37.7%	-94.2%	55.1%
Fuerteventura	-55.1%	41.2%	105.2%	-48.5%	--	21.0%	--	27.3%
Gran Canaria	-48.4%	44.5%	57.8%	47.2%	128.7%	76.8%	197.1%	36.0%
Tenerife	-36.5%	27.1%	-16.5%	62.7%	-41.4%	3.9%	100.0%	27.8%
La Gomera	-100.0%	--	7816.7%	-80.6%	2786.1%	-100.0%	--	114.9%
La Palma	-86.6%	-100.0%	-30.8%	-28.5%	197.6%	296.7%	--	-2.8%
El Hierro	--	--	-53.4%	111.1%	--	916.7%	--	83.9%
CANARY ISLANDS	-16.0%	50.8%	43.4%	37.0%	49.2%	54.6%	71.4%	33.7%

Canary Islands residents travelling to other islands (residents of each island are excluded)

	Lanzarote	Fuerteventura	Gran Canaria	Tenerife	La Gomera	La Palma	El Hierro	Canary Islands
Outbound tourism	5,221	2,978	16,202	12,184	783	3,987	2,551	43,906
Year on year variation (%)	56.9%	15.5%	13.1%	-10.9%	-51.7%	-32.2%	83.9%	2.6%
Inbound tourism	3,978	8,250	10,771	14,264	2,233	3,409	1,001	43,906
Year on year variation (%)	-51.2%	54.7%	19.4%	7.6%	-33.3%	9.6%	71.4%	2.6%
Net balance	-1,243	5,272	-5,431	2,080	1,450	-578	-1,550	0

Distribution by island of residence

ISLAND OF RESIDENCE	ISLAND OF STAY							
	Lanzarote	Fuerteventura	Gran Canaria	Tenerife	La Gomera	La Palma	El Hierro	CANARY ISLANDS
Lanzarote	61.4%	10.8%	9.1%	1.1%	0.0%	6.7%	1.2%	10.8%
Fuerteventura	4.4%	27.1%	6.2%	0.5%	0.2%	2.2%	2.2%	5.6%
Gran Canaria	27.0%	35.7%	68.9%	20.6%	4.2%	16.3%	20.2%	37.4%
Tenerife	6.3%	26.3%	12.0%	63.4%	36.4%	33.5%	61.9%	34.5%
La Gomera	0.0%	0.0%	1.4%	0.8%	56.6%	0.0%	0.0%	3.5%
La Palma	1.0%	0.0%	2.1%	7.5%	2.4%	40.2%	14.5%	5.9%
El Hierro	0.0%	0.0%	0.4%	6.0%	0.2%	1.1%	0.0%	2.4%
CANARY ISLANDS	100%	100%	100%	100%	100%	100%	100%	100%

Distribution by island of stay

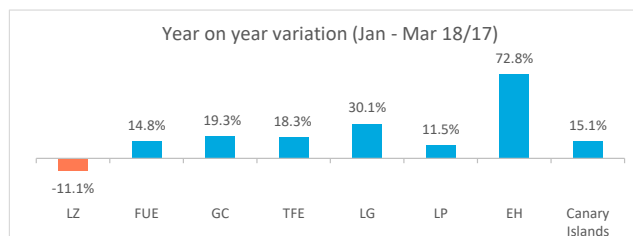
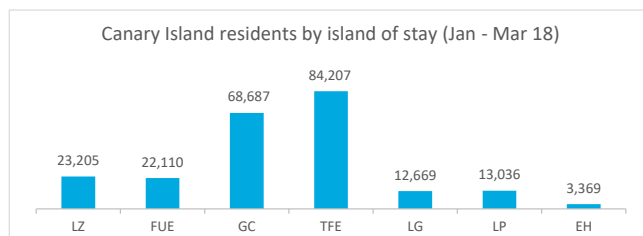
ISLAND OF RESIDENCE	ISLAND OF STAY							
	Lanzarote	Fuerteventura	Gran Canaria	Tenerife	La Gomera	La Palma	El Hierro	CANARY ISLANDS
Lanzarote	54.8%	10.6%	27.3%	3.9%	0.0%	3.3%	0.1%	100%
Fuerteventura	7.6%	50.7%	35.6%	3.5%	0.2%	2.1%	0.4%	100%
Gran Canaria	6.9%	10.1%	59.6%	20.1%	0.5%	2.3%	0.5%	100%
Tenerife	1.8%	8.1%	11.3%	67.0%	5.1%	5.2%	1.7%	100%
La Gomera	0.0%	0.0%	12.8%	8.3%	78.8%	0.0%	0.0%	100%
La Palma	1.6%	0.0%	11.4%	46.3%	1.9%	36.5%	2.3%	100%
El Hierro	0.0%	0.0%	4.9%	92.3%	0.5%	2.4%	0.0%	100%
CANARY ISLANDS	9.6%	10.6%	32.3%	36.4%	4.8%	5.3%	0.9%	100%

Domestic tourism January - March 2018



Canary Islands residents staying in tourist accommodation by island of stay

	Lanzarote	Fuerteventura	Gran Canaria	Tenerife	La Gomera	La Palma	El Hierro	Canary Islands
Jan-Mar 2017	26,096	19,264	57,581	71,187	9,740	11,694	1,950	197,512
Jan-Mar 2018	23,205	22,110	68,687	84,207	12,669	13,036	3,369	227,283
% tourist of the island	56.1%	26.9%	65.7%	13.9%	57.0%	32.9%	0.6%	100%
Change, 18-17	-2,891	2,846	11,106	13,020	2,929	1,342	1,419	29,771
Change, % 18-17	-11.1%	14.8%	19.3%	18.3%	30.1%	11.5%	72.8%	15.1%



Canary Islands residents staying in tourist accommodation by island of residence and island of stay

ISLAND OF RESIDENCE	ISLAND OF STAY							CANARY ISLANDS
	Lanzarote	Fuerteventura	Gran Canaria	Tenerife	La Gomera	La Palma	El Hierro	
Lanzarote	13,008	2,235	4,860	1,581	5	845	37	22,571
Fuerteventura	1,331	5,951	2,895	1,070	10	1,078	22	12,357
Gran Canaria	6,801	9,651	45,148	18,936	461	2,010	520	83,527
Tenerife	1,728	4,270	11,744	49,330	4,588	4,530	2,612	78,802
La Gomera	0	0	503	2,261	7,219	190	0	10,173
La Palma	337	3	3,148	8,099	347	4,284	158	16,376
El Hierro	0	0	389	2,930	39	99	20	3,477
CANARY ISLANDS	23,205	22,110	68,687	84,207	12,669	13,036	3,369	227,283

Year on year variation: January - March 2018/2017

ISLAND OF RESIDENCE	ISLAND OF STAY							CANARY ISLANDS
	Lanzarote	Fuerteventura	Gran Canaria	Tenerife	La Gomera	La Palma	El Hierro	
Lanzarote	10.2%	244.4%	-8.9%	-0.2%	-68.8%	-11.0%	-82.0%	9.9%
Fuerteventura	-19.5%	-5.6%	3.2%	32.4%	-61.5%	160.4%	--	2.9%
Gran Canaria	-20.7%	6.1%	24.6%	40.4%	-20.2%	-3.3%	100.8%	18.8%
Tenerife	-39.7%	33.8%	16.4%	32.1%	-45.3%	-34.1%	90.9%	12.4%
La Gomera	-100.0%	--	6187.5%	-47.8%	1259.5%	71.2%	--	104.1%
La Palma	-62.6%	-85.0%	12.2%	-25.8%	67.6%	244.1%	38.6%	1.1%
El Hierro	-100.0%	-100.0%	30.5%	7.1%	3800.0%	350.0%	566.7%	3.4%
CANARY ISLANDS	-11.1%	14.8%	19.3%	18.3%	30.1%	11.5%	72.8%	15.1%

Canary Islands residents travelling to other islands (residents of each island are excluded)

	Lanzarote	Fuerteventura	Gran Canaria	Tenerife	La Gomera	La Palma	El Hierro	Canary Islands
Outbound tourism	9,563	6,406	38,379	29,472	2,954	12,092	3,457	102,323
Year on year variation (%)	9.4%	12.2%	12.6%	-10.1%	-33.7%	-19.2%	2.9%	-1.7%
Inbound tourism	10,197	16,159	23,539	34,877	5,450	8,752	3,349	102,323
Year on year variation (%)	-28.7%	24.7%	10.3%	3.0%	-40.8%	-16.2%	72.0%	-1.7%
Net balance	634	9,753	-14,840	5,405	2,496	-3,340	-108	0

Distribution by island of residence

ISLAND OF RESIDENCE	ISLAND OF STAY							CANARY ISLANDS
	Lanzarote	Fuerteventura	Gran Canaria	Tenerife	La Gomera	La Palma	El Hierro	
Lanzarote	56.1%	10.1%	7.1%	1.9%	0.0%	6.5%	1.1%	9.9%
Fuerteventura	5.7%	26.9%	4.2%	1.3%	0.1%	8.3%	0.7%	5.4%
Gran Canaria	29.3%	43.6%	65.7%	22.5%	3.6%	15.4%	15.4%	36.8%
Tenerife	7.4%	19.3%	17.1%	58.6%	36.2%	34.7%	77.5%	34.7%
La Gomera	0.0%	0.0%	0.7%	2.7%	57.0%	1.5%	0.0%	4.5%
La Palma	1.5%	0.0%	4.6%	9.6%	2.7%	32.9%	4.7%	7.2%
El Hierro	0.0%	0.0%	0.6%	3.5%	0.3%	0.8%	0.6%	1.5%
CANARY ISLANDS	100%	100%	100%	100%	100%	100%	100%	100%

Distribution by island of stay

ISLAND OF RESIDENCE	ISLAND OF STAY							CANARY ISLANDS
	Lanzarote	Fuerteventura	Gran Canaria	Tenerife	La Gomera	La Palma	El Hierro	
Lanzarote	57.6%	9.9%	21.5%	7.0%	0.0%	3.7%	0.2%	100%
Fuerteventura	10.8%	48.2%	23.4%	8.7%	0.1%	8.7%	0.2%	100%
Gran Canaria	8.1%	11.6%	54.1%	22.7%	0.6%	2.4%	0.6%	100%
Tenerife	2.2%	5.4%	14.9%	62.6%	5.8%	5.7%	3.3%	100%
La Gomera	0.0%	0.0%	4.9%	22.2%	71.0%	1.9%	0.0%	100%
La Palma	2.1%	0.0%	19.2%	49.5%	2.1%	26.2%	1.0%	100%
El Hierro	0.0%	0.0%	11.2%	84.3%	1.1%	2.8%	0.6%	100%
CANARY ISLANDS	10.2%	9.7%	30.2%	37.0%	5.6%	5.7%	1.5%	100%