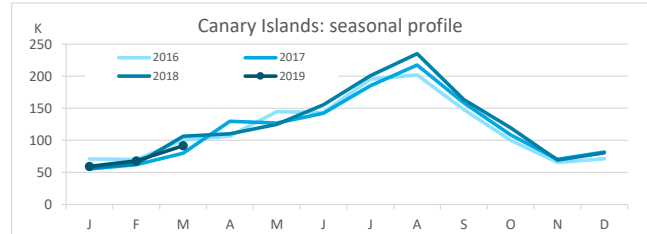
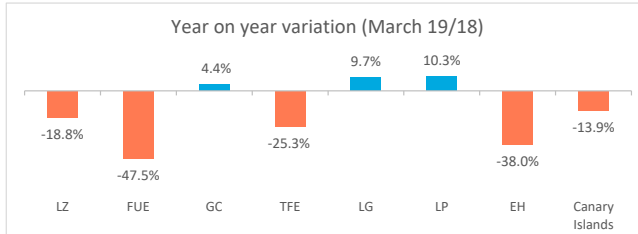


# Domestic tourism March 2019



## Canary Islands residents staying in tourist accommodation by island of stay

	Lanzarote	Fuerteventura	Gran Canaria	Tenerife	La Gomera	La Palma	El Hierro	Canary Islands
March 2018	10,287	11,261	34,402	38,542	5,148	5,702	1,001	106,343
March 2019	8,354	5,911	35,921	28,806	5,648	6,289	621	91,550
% residents in the island	40.8%	50.7%	64.2%	13.8%	2.4%	41.7%	0.0%	100%
Change, 19-18	-1,933	-5,350	1,519	-9,736	500	587	-380	-14,793
Change, % 19-18	-18.8%	-47.5%	4.4%	-25.3%	9.7%	10.3%	-38.0%	-13.9%



## Canary Islands residents staying in tourist accommodation by island of residence and island of stay

ISLAND OF RESIDENCE	ISLAND OF STAY							
	Lanzarote	Fuerteventura	Gran Canaria	Tenerife	La Gomera	La Palma	El Hierro	CANARY ISLANDS
Lanzarote	<b>3,411</b>	455	5,772	281	0	648	0	10,567
Fuerteventura	551	<b>2,997</b>	1,014	1,875	7	69	48	6,561
Gran Canaria	2,552	1,250	<b>23,049</b>	3,836	365	704	4	31,760
Tenerife	1,520	651	3,977	<b>18,039</b>	5,099	2,035	569	31,890
La Gomera	0	0	118	1,112	<b>136</b>	121	0	1,487
La Palma	292	558	1,274	2,997	21	<b>2,624</b>	0	7,766
El Hierro	28	0	717	666	20	88	<b>0</b>	1,519
<b>CANARY ISLANDS</b>	<b>8,354</b>	<b>5,911</b>	<b>35,921</b>	<b>28,806</b>	<b>5,648</b>	<b>6,289</b>	<b>621</b>	<b>91,550</b>

### Year on year variation: March 2019/2018

ISLAND OF RESIDENCE	ISLAND OF STAY							
	Lanzarote	Fuerteventura	Gran Canaria	Tenerife	La Gomera	La Palma	El Hierro	CANARY ISLANDS
Lanzarote	<b>-45.9%</b>	<b>-62.9%</b>	83.0%	<b>-37.3%</b>	--	70.1%	<b>-100.0%</b>	<b>-8.4%</b>
Fuerteventura	20.6%	<b>-3.4%</b>	<b>-55.2%</b>	797.1%	<b>-30.0%</b>	<b>-45.7%</b>	118.2%	<b>6.0%</b>
Gran Canaria	<b>-8.1%</b>	<b>-68.4%</b>	<b>-2.2%</b>	<b>-52.3%</b>	69.8%	<b>-24.1%</b>	<b>-98.0%</b>	<b>-20.0%</b>
Tenerife	135.3%	<b>-78.2%</b>	<b>-3.1%</b>	<b>-25.7%</b>	10.7%	6.4%	<b>-8.2%</b>	<b>-18.5%</b>
La Gomera	--	--	<b>-75.2%</b>	261.0%	<b>-26.1%</b>	--	--	<b>53.8%</b>
La Palma	198.0%	--	78.7%	3.0%	<b>-82.8%</b>	<b>14.4%</b>	<b>-100.0%</b>	<b>23.7%</b>
El Hierro	--	--	478.2%	<b>-71.7%</b>	66.7%	44.3%	--	<b>-40.5%</b>
<b>CANARY ISLANDS</b>	<b>-18.8%</b>	<b>-47.5%</b>	<b>4.4%</b>	<b>-25.3%</b>	<b>9.7%</b>	<b>10.3%</b>	<b>-38.0%</b>	<b>-13.9%</b>

## Canary Islands residents travelling to other islands (residents of each island are excluded)

	Lanzarote	Fuerteventura	Gran Canaria	Tenerife	La Gomera	La Palma	El Hierro	CANARY ISLANDS
Outbound tourism	7,156	3,564	8,711	13,851	1,351	5,142	1,519	41,294
Year on year variation (%)	37.1%	15.4%	<b>-45.9%</b>	<b>-6.8%</b>	72.5%	29.0%	<b>-40.5%</b>	<b>-11.4%</b>
Inbound tourism	4,943	2,914	12,872	10,767	5,512	3,665	621	41,294
Year on year variation (%)	24.3%	<b>-64.3%</b>	18.8%	<b>-24.5%</b>	11.0%	7.5%	<b>-38.0%</b>	<b>-11.4%</b>
Net balance	<b>-2,213</b>	<b>-650</b>	4,161	<b>-3,084</b>	4,161	<b>-1,477</b>	<b>-898</b>	<b>0</b>

## Distribution by island of residence

ISLAND OF RESIDENCE	ISLAND OF STAY							
	Lanzarote	Fuerteventura	Gran Canaria	Tenerife	La Gomera	La Palma	El Hierro	CANARY ISLANDS
Lanzarote	<b>40.8%</b>	7.7%	16.1%	1.0%	0.0%	10.3%	0.0%	11.5%
Fuerteventura	6.6%	<b>50.7%</b>	2.8%	6.5%	0.1%	1.1%	7.7%	7.2%
Gran Canaria	30.5%	21.1%	<b>64.2%</b>	13.3%	6.5%	11.2%	0.6%	34.7%
Tenerife	18.2%	11.0%	11.1%	<b>62.6%</b>	90.3%	32.4%	91.6%	34.8%
La Gomera	0.0%	0.0%	0.3%	3.9%	<b>2.4%</b>	1.9%	0.0%	1.6%
La Palma	3.5%	9.4%	3.5%	10.4%	0.4%	<b>41.7%</b>	0.0%	8.5%
El Hierro	0.3%	0.0%	2.0%	2.3%	0.4%	1.4%	<b>0.0%</b>	1.7%
<b>CANARY ISLANDS</b>	<b>100%</b>	<b>100%</b>	<b>100%</b>	<b>100%</b>	<b>100%</b>	<b>100%</b>	<b>100%</b>	<b>100%</b>

## Distribution by island of stay

ISLAND OF RESIDENCE	ISLAND OF STAY							
	Lanzarote	Fuerteventura	Gran Canaria	Tenerife	La Gomera	La Palma	El Hierro	CANARY ISLANDS
Lanzarote	<b>32.3%</b>	4.3%	54.6%	2.7%	0.0%	6.1%	0.0%	100%
Fuerteventura	8.4%	<b>45.7%</b>	15.5%	28.6%	0.1%	1.1%	0.7%	100%
Gran Canaria	8.0%	3.9%	<b>72.6%</b>	12.1%	1.1%	2.2%	0.0%	100%
Tenerife	4.8%	2.0%	12.5%	<b>56.6%</b>	16.0%	6.4%	1.8%	100%
La Gomera	0.0%	0.0%	7.9%	74.8%	<b>9.1%</b>	8.1%	0.0%	100%
La Palma	3.8%	7.2%	16.4%	38.6%	0.3%	<b>33.8%</b>	0.0%	100%
El Hierro	1.8%	0.0%	47.2%	43.8%	1.3%	5.8%	<b>0.0%</b>	100%
<b>CANARY ISLANDS</b>	<b>9.1%</b>	<b>6.5%</b>	<b>39.2%</b>	<b>31.5%</b>	<b>6.2%</b>	<b>6.9%</b>	<b>0.7%</b>	<b>100%</b>

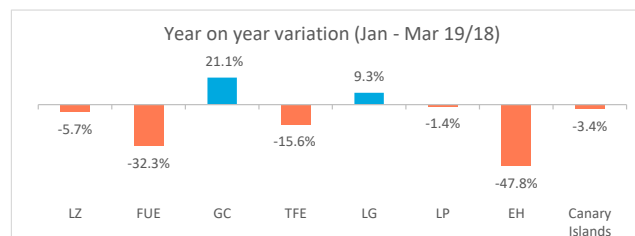
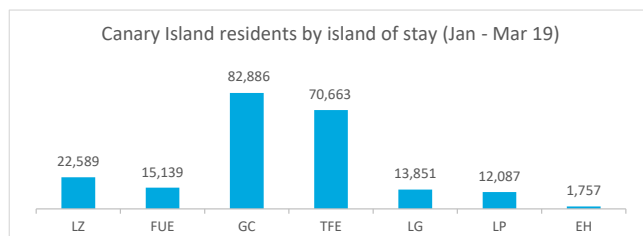
# Domestic tourism

## January - March 2019



### Canary Islands residents staying in tourist accommodation by island of stay

	Lanzarote	Fuerteventura	Gran Canaria	Tenerife	La Gomera	La Palma	El Hierro	Canary Islands
Jan-Mar 2018	23,962	22,347	68,435	83,696	12,669	12,256	3,369	226,734
Jan-Mar 2019	22,589	15,139	82,886	70,663	13,851	12,087	1,757	218,972
% tourist of the island	30.1%	29.7%	59.7%	18.2%	2.5%	39.1%	5.5%	100%
Change, 19-18	-1,373	-7,208	14,451	-13,033	1,182	-169	-1,612	-7,762
Change, % 19-18	-5.7%	-32.3%	21.1%	-15.6%	9.3%	-1.4%	-47.8%	-3.4%



### Canary Islands residents staying in tourist accommodation by island of residence and island of stay

ISLAND OF RESIDENCE	ISLAND OF STAY							CANARY ISLANDS
	Lanzarote	Fuerteventura	Gran Canaria	Tenerife	La Gomera	La Palma	El Hierro	
Lanzarote	6,799	1,131	9,957	1,568	0	1,108	15	20,578
Fuerteventura	2,531	4,491	5,406	2,327	7	201	110	15,073
Gran Canaria	8,336	5,854	49,457	8,537	617	1,403	188	74,392
Tenerife	3,351	2,535	12,846	44,222	12,757	4,322	1,181	81,214
La Gomera	35	0	153	2,725	350	195	0	3,458
La Palma	1,509	1,128	3,076	8,285	99	4,722	166	18,985
El Hierro	28	0	1,991	2,999	21	136	97	5,272
CANARY ISLANDS	22,589	15,139	82,886	70,663	13,851	12,087	1,757	218,972

### Year on year variation: January - March 2019/2018

ISLAND OF RESIDENCE	ISLAND OF STAY							CANARY ISLANDS
	Lanzarote	Fuerteventura	Gran Canaria	Tenerife	La Gomera	La Palma	El Hierro	
Lanzarote	-50.0%	-49.4%	104.9%	-0.8%	-100.0%	34.1%	-59.5%	-11.1%
Fuerteventura	84.9%	-28.2%	79.9%	117.5%	-30.0%	-80.4%	400.0%	18.2%
Gran Canaria	21.2%	-38.8%	10.3%	-54.9%	33.8%	-24.2%	-63.8%	-10.4%
Tenerife	89.4%	-41.0%	9.8%	-9.4%	16.3%	5.3%	-54.8%	-3.6%
La Gomera	--	--	-69.6%	20.5%	-58.2%	2.6%	--	-8.8%
La Palma	347.8%	37500.0%	-2.3%	2.3%	-71.5%	13.1%	5.1%	16.7%
El Hierro	--	--	411.8%	1.7%	-46.2%	52.8%	385.0%	51.2%
CANARY ISLANDS	-5.7%	-32.3%	21.1%	-15.6%	9.3%	-1.4%	-47.8%	-3.4%

### Canary Islands residents travelling to other islands (residents of each island are excluded)

	Lanzarote	Fuerteventura	Gran Canaria	Tenerife	La Gomera	La Palma	El Hierro	Canary Islands
Outbound tourism	13,779	10,582	24,935	36,992	3,108	14,263	5,175	108,834
Year on year variation (%)	44.4%	62.8%	-34.7%	4.4%	5.2%	18.0%	49.3%	0.6%
Inbound tourism	15,790	10,648	33,429	26,441	13,501	7,365	1,660	108,834
Year on year variation (%)	52.5%	-33.8%	41.6%	-24.2%	14.1%	-8.9%	-50.4%	0.6%
Net balance	2,011	66	8,494	-10,551	10,393	-6,898	-3,515	0

### Distribution by island of residence

ISLAND OF RESIDENCE	ISLAND OF STAY							CANARY ISLANDS
	Lanzarote	Fuerteventura	Gran Canaria	Tenerife	La Gomera	La Palma	El Hierro	
Lanzarote	30.1%	7.5%	12.0%	2.2%	0.0%	9.2%	0.9%	9.4%
Fuerteventura	11.2%	29.7%	6.5%	3.3%	0.1%	1.7%	6.3%	6.9%
Gran Canaria	36.9%	38.7%	59.7%	12.1%	4.5%	11.6%	10.7%	34.0%
Tenerife	14.8%	16.7%	15.5%	62.6%	92.1%	35.8%	67.2%	37.1%
La Gomera	0.2%	0.0%	0.2%	3.9%	2.5%	1.6%	0.0%	1.6%
La Palma	6.7%	7.5%	3.7%	11.7%	0.7%	39.1%	9.4%	8.7%
El Hierro	0.1%	0.0%	2.4%	4.2%	0.2%	1.1%	5.5%	2.4%
CANARY ISLANDS	100%	100%	100%	100%	100%	100%	100%	100%

### Distribution by island of stay

ISLAND OF RESIDENCE	ISLAND OF STAY							CANARY ISLANDS
	Lanzarote	Fuerteventura	Gran Canaria	Tenerife	La Gomera	La Palma	El Hierro	
Lanzarote	33.0%	5.5%	48.4%	7.6%	0.0%	5.4%	0.1%	100%
Fuerteventura	16.8%	29.8%	35.9%	15.4%	0.0%	1.3%	0.7%	100%
Gran Canaria	11.2%	7.9%	66.5%	11.5%	0.8%	1.9%	0.3%	100%
Tenerife	4.1%	3.1%	15.8%	54.5%	15.7%	5.3%	1.5%	100%
La Gomera	1.0%	0.0%	4.4%	78.8%	10.1%	5.6%	0.0%	100%
La Palma	7.9%	5.9%	16.2%	43.6%	0.5%	24.9%	0.9%	100%
El Hierro	0.5%	0.0%	37.8%	56.9%	0.4%	2.6%	1.8%	100%
CANARY ISLANDS	10.3%	6.9%	37.9%	32.3%	6.3%	5.5%	0.8%	100%