

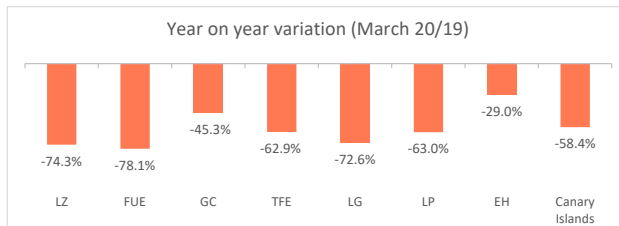
Domestic tourism

March 2020



Canary Islands residents staying in tourist accommodation by island of stay

	Lanzarote	Fuerteventura	Gran Canaria	Tenerife	La Gomera	La Palma	El Hierro	Canary Islands
March 2019	8,354	5,911	35,921	28,806	5,648	6,289	621	91,550
March 2020	2,145	1,296	19,666	10,699	1,549	2,328	441	38,124
% residents in the island	28.4%	19.3%	51.2%	79.9%	2.8%	18.9%	0.0%	100%
Change, 20-19	-6,209	-4,615	-16,255	-18,107	-4,099	-3,961	-180	-53,426
Change, % 20-19	-74.3%	-78.1%	-45.3%	-62.9%	-72.6%	-63.0%	-29.0%	-58.4%



Canary Islands residents staying in tourist accommodation by island of residence and island of stay

ISLAND OF RESIDENCE	ISLAND OF STAY								CANARY ISLANDS
	Lanzarote	Fuerteventura	Gran Canaria	Tenerife	La Gomera	La Palma	El Hierro		
Lanzarote	610	381	221	136	0	14	0	1,362	
Fuerteventura	286	250	205	26	131	30	0	928	
Gran Canaria	822	376	10,075	1,466	142	583	25	13,489	
Tenerife	171	12	8,553	6,608	1,206	1,252	381	18,183	
La Gomera	0	0	51	245	44	0	0	340	
La Palma	256	277	534	1,688	26	440	35	3,256	
El Hierro	0	0	27	530	0	9	0	566	
CANARY ISLANDS	2,145	1,296	19,666	10,699	1,549	2,328	441	38,124	

Year on year variation: March 2020/2019

ISLAND OF RESIDENCE	ISLAND OF STAY								CANARY ISLANDS
	Lanzarote	Fuerteventura	Gran Canaria	Tenerife	La Gomera	La Palma	El Hierro		
Lanzarote	-82.1%	-16.3%	-96.2%	-51.6%	--	-97.8%	--	-87.1%	
Fuerteventura	-48.1%	-91.7%	-79.8%	-98.6%	1771.4%	-56.5%	-100.0%	-85.9%	
Gran Canaria	-67.8%	-69.9%	-56.3%	-61.8%	-61.1%	-17.2%	525.0%	-57.5%	
Tenerife	-88.8%	-98.2%	115.1%	-63.4%	-76.3%	-38.5%	-33.0%	-43.0%	
La Gomera	--	--	-56.8%	-78.0%	-67.6%	-100.0%	--	-77.1%	
La Palma	-12.3%	-50.4%	-58.1%	-43.7%	23.8%	-83.2%	--	-58.1%	
El Hierro	-100.0%	--	-96.2%	-20.4%	-100.0%	-89.8%	--	-62.7%	
CANARY ISLANDS	-74.3%	-78.1%	-45.3%	-62.9%	-72.6%	-63.0%	-29.0%	-58.4%	

Canary Islands residents travelling to other islands (residents of each island are excluded)

	Lanzarote	Fuerteventura	Gran Canaria	Tenerife	La Gomera	La Palma	El Hierro	Canary Islands
Outbound tourism	752	678	3,414	11,575	296	2,816	566	20,097
Year on year variation (%)	-89.5%	-81.0%	-60.8%	-16.4%	-78.1%	-45.2%	-62.7%	-51.3%
Inbound tourism	1,535	1,046	9,591	4,091	1,505	1,888	441	20,097
Year on year variation (%)	-68.9%	-64.1%	-25.5%	-62.0%	-72.7%	-48.5%	-29.0%	-51.3%
Net balance	783	368	6,177	-7,484	1,209	-928	-125	0

Distribution by island of residence

ISLAND OF RESIDENCE	ISLAND OF STAY								CANARY ISLANDS
	Lanzarote	Fuerteventura	Gran Canaria	Tenerife	La Gomera	La Palma	El Hierro		
Lanzarote	28.4%	29.4%	1.1%	1.3%	0.0%	0.6%	0.0%	3.6%	
Fuerteventura	13.3%	19.3%	1.0%	0.2%	8.5%	1.3%	0.0%	2.4%	
Gran Canaria	38.3%	29.0%	51.2%	13.7%	9.2%	25.0%	5.7%	35.4%	
Tenerife	8.0%	0.9%	43.5%	61.8%	77.9%	53.8%	86.4%	47.7%	
La Gomera	0.0%	0.0%	0.3%	2.3%	2.8%	0.0%	0.0%	0.9%	
La Palma	11.9%	21.4%	2.7%	15.8%	1.7%	18.9%	7.9%	8.5%	
El Hierro	0.0%	0.0%	0.1%	5.0%	0.0%	0.4%	0.0%	1.5%	
CANARY ISLANDS	100%	100%	100%	100%	100%	100%	100%	100%	

Distribution by island of stay

ISLAND OF RESIDENCE	ISLAND OF STAY								CANARY ISLANDS
	Lanzarote	Fuerteventura	Gran Canaria	Tenerife	La Gomera	La Palma	El Hierro		
Lanzarote	44.8%	28.0%	16.2%	10.0%	0.0%	1.0%	0.0%	100%	
Fuerteventura	30.8%	26.9%	22.1%	2.8%	14.1%	3.2%	0.0%	100%	
Gran Canaria	6.1%	2.8%	74.7%	10.9%	1.1%	4.3%	0.2%	100%	
Tenerife	0.9%	0.1%	47.0%	36.3%	6.6%	6.9%	2.1%	100%	
La Gomera	0.0%	0.0%	15.0%	72.1%	12.9%	0.0%	0.0%	100%	
La Palma	7.9%	8.5%	16.4%	51.8%	0.8%	13.5%	1.1%	100%	
El Hierro	0.0%	0.0%	4.8%	93.6%	0.0%	1.6%	0.0%	100%	
CANARY ISLANDS	5.6%	3.4%	51.6%	28.1%	4.1%	6.1%	1.2%	100%	

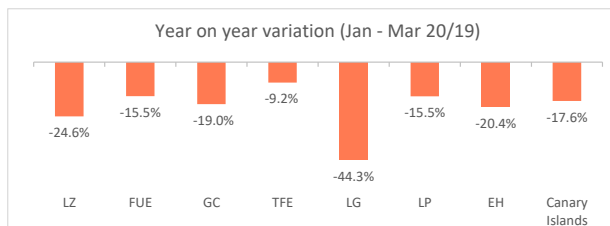
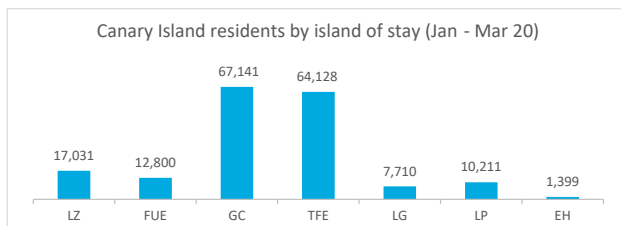
Domestic tourism

January - March 2020



Canary Islands residents staying in tourist accommodation by island of stay

	Lanzarote	Fuerteventura	Gran Canaria	Tenerife	La Gomera	La Palma	El Hierro	Canary Islands
Jan-Mar 2019	22,589	15,139	82,886	70,663	13,851	12,087	1,757	218,972
Jan-Mar 2020	17,031	12,800	67,141	64,128	7,710	10,211	1,399	180,420
% tourist of the island	29.7%	23.4%	53.8%	27.6%	1.6%	26.9%	0.0%	100%
Change, 20-19	-5,558	-2,339	-15,745	-6,535	-6,141	-1,876	-358	-38,552
Change, % 20-19	-24.6%	-15.5%	-19.0%	-9.2%	-44.3%	-15.5%	-20.4%	-17.6%



Canary Islands residents staying in tourist accommodation by island of residence and island of stay

ISLAND OF RESIDENCE	ISLAND OF STAY								CANARY ISLANDS
	Lanzarote	Fuerteventura	Gran Canaria	Tenerife	La Gomera	La Palma	El Hierro		
Lanzarote	5,066	2,056	4,119	1,205	0	206	0	0	12,652
Fuerteventura	1,711	2,991	5,158	534	131	263	0	0	10,788
Gran Canaria	6,821	4,212	36,093	11,882	350	2,236	46	46	61,640
Tenerife	2,354	2,144	17,725	35,941	6,783	4,157	914	914	70,018
La Gomera	0	0	1,429	1,940	126	171	0	0	3,666
La Palma	1,068	1,262	2,173	8,797	296	2,742	439	439	16,777
El Hierro	11	135	444	3,829	24	436	0	0	4,879
CANARY ISLANDS	17,031	12,800	67,141	64,128	7,710	10,211	1,399		180,420

Year on year variation: January - March 2020/2019

ISLAND OF RESIDENCE	ISLAND OF STAY								CANARY ISLANDS
	Lanzarote	Fuerteventura	Gran Canaria	Tenerife	La Gomera	La Palma	El Hierro		
Lanzarote	-25.5%	81.8%	-58.6%	-23.2%	--	-81.4%	-100.0%	-100.0%	-38.5%
Fuerteventura	-32.4%	-33.4%	-4.6%	-77.1%	1771.4%	30.8%	-100.0%	-100.0%	-28.4%
Gran Canaria	-18.2%	-28.0%	-27.0%	39.2%	-43.3%	59.4%	-75.5%	-75.5%	-17.1%
Tenerife	-29.8%	-15.4%	38.0%	-18.7%	-46.8%	-3.8%	-22.6%	-22.6%	-13.8%
La Gomera	-100.0%	--	834.0%	-28.8%	-64.0%	-12.3%	--	--	6.0%
La Palma	-29.2%	11.9%	-29.4%	6.2%	199.0%	-41.9%	164.5%	164.5%	-11.6%
El Hierro	-60.7%	--	-77.7%	27.7%	14.3%	220.6%	-100.0%	-100.0%	-7.5%
CANARY ISLANDS	-24.6%	-15.5%	-19.0%	-9.2%	-44.3%	-15.5%	-20.4%		-17.6%

Canary Islands residents travelling to other islands (residents of each island are excluded)

	Lanzarote	Fuerteventura	Gran Canaria	Tenerife	La Gomera	La Palma	El Hierro	Canary Islands
Outbound tourism	7,586	7,797	25,547	34,077	3,540	14,035	4,879	97,461
Year on year variation (%)	-44.9%	-26.3%	2.5%	-7.9%	13.9%	-1.6%	-5.7%	-10.4%
Inbound tourism	11,965	9,809	31,048	28,187	7,584	7,469	1,399	97,461
Year on year variation (%)	-24.2%	-7.9%	-7.1%	6.6%	-43.8%	1.4%	-15.7%	-10.4%
Net balance	4,379	2,012	5,501	-5,890	4,044	-6,566	-3,480	0

Distribution by island of residence

ISLAND OF RESIDENCE	ISLAND OF STAY								CANARY ISLANDS
	Lanzarote	Fuerteventura	Gran Canaria	Tenerife	La Gomera	La Palma	El Hierro		
Lanzarote	29.7%	16.1%	6.1%	1.9%	0.0%	2.0%	0.0%	0.0%	7.0%
Fuerteventura	10.0%	23.4%	7.7%	0.8%	1.7%	2.6%	0.0%	0.0%	6.0%
Gran Canaria	40.1%	32.9%	53.8%	18.5%	4.5%	21.9%	3.3%	3.3%	34.2%
Tenerife	13.8%	16.8%	26.4%	56.0%	88.0%	40.7%	65.3%	65.3%	38.8%
La Gomera	0.0%	0.0%	2.1%	3.0%	1.6%	1.7%	0.0%	0.0%	2.0%
La Palma	6.3%	9.9%	3.2%	13.7%	3.8%	26.9%	31.4%	31.4%	9.3%
El Hierro	0.1%	1.1%	0.7%	6.0%	0.3%	4.3%	0.0%	0.0%	2.7%
CANARY ISLANDS	100%	100%	100%	100%	100%	100%	100%		100%

Distribution by island of stay

ISLAND OF RESIDENCE	ISLAND OF STAY								CANARY ISLANDS
	Lanzarote	Fuerteventura	Gran Canaria	Tenerife	La Gomera	La Palma	El Hierro		
Lanzarote	40.0%	16.3%	32.6%	9.5%	0.0%	1.6%	0.0%	0.0%	100%
Fuerteventura	15.9%	27.7%	47.8%	4.9%	1.2%	2.4%	0.0%	0.0%	100%
Gran Canaria	11.1%	6.8%	58.6%	19.3%	0.6%	3.6%	0.1%	0.1%	100%
Tenerife	3.4%	3.1%	25.3%	51.3%	9.7%	5.9%	1.3%	1.3%	100%
La Gomera	0.0%	0.0%	39.0%	52.9%	3.4%	4.7%	0.0%	0.0%	100%
La Palma	6.4%	7.5%	13.0%	52.4%	1.8%	16.3%	2.6%	2.6%	100%
El Hierro	0.2%	2.8%	9.1%	78.5%	0.5%	8.9%	0.0%	0.0%	100%
CANARY ISLANDS	9.4%	7.1%	37.2%	35.5%	4.3%	5.7%	0.8%		100%