

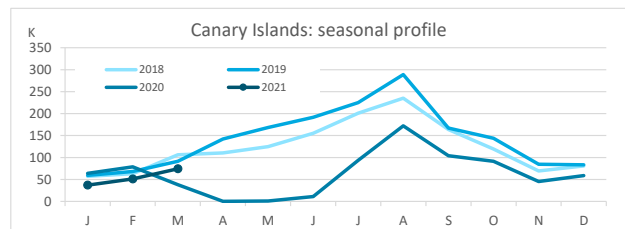
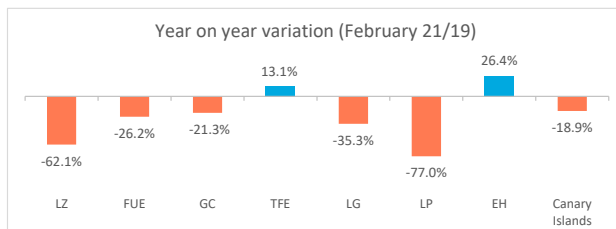
Domestic tourism

March 2021



Canary Islands residents staying in tourist accommodation by island of stay

	Lanzarote	Fuerteventura	Gran Canaria	Tenerife	La Gomera	La Palma	El Hierro	Canary Islands
March 2019	8,354	5,911	35,921	28,806	5,648	6,289	621	91,550
March 2021	3,167	4,361	28,274	32,582	3,657	1,446	785	74,272
% residents in the island	40.1%	60.0%	60.5%	58.1%	6.8%	38.6%	2.9%	100%
Change, 21-19	-5,187	-1,550	-7,647	3,776	-1,991	-4,843	164	-17,278
Change, % 21-19	-62.1%	-26.2%	-21.3%	13.1%	-35.3%	-77.0%	26.4%	-18.9%



Canary Islands residents staying in tourist accommodation by island of residence and island of stay

		ISLAND OF STAY								
		Lanzarote	Fuerteventura	Gran Canaria	Tenerife	La Gomera	La Palma	El Hierro	CANARY ISLANDS	
ISLAND OF RESIDENCE	Lanzarote	1,269	23	2,599	961	0	16	0	4,868	
	Fuerteventura	205	2,615	2,815	408	1	5	0	6,049	
	Gran Canaria	526	815	17,100	1,330	280	313	8	20,372	
	Tenerife	1,033	610	4,285	18,930	3,119	370	754	29,101	
	La Gomera	75	0	53	305	249	145	0	827	
	La Palma	59	298	1,408	9,311	8	558	0	11,642	
	El Hierro	0	0	14	1,337	0	39	23	1,413	
	CANARY ISLANDS	3,167	4,361	28,274	32,582	3,657	1,446	785	74,272	

Year on year variation: March 2021/2019

		ISLAND OF STAY								
		Lanzarote	Fuerteventura	Gran Canaria	Tenerife	La Gomera	La Palma	El Hierro	CANARY ISLANDS	
ISLAND OF RESIDENCE	Lanzarote	-62.8%	-94.9%	-55.0%	242.0%	-	-97.5%	-	-53.9%	
	Fuerteventura	-62.8%	-12.7%	177.6%	-78.2%	-85.7%	-92.8%	-100.0%	-7.8%	
	Gran Canaria	-79.4%	-34.8%	-25.8%	-65.3%	-23.3%	-55.5%	100.0%	-35.9%	
	Tenerife	-32.0%	-6.3%	7.7%	4.9%	-38.8%	-81.8%	32.5%	-8.7%	
	La Gomera	-	-	-55.1%	-72.6%	83.1%	19.8%	-	-44.4%	
	La Palma	-79.8%	-46.6%	10.5%	210.7%	-61.9%	-78.7%	-	49.9%	
	El Hierro	-100.0%	-	-98.0%	100.8%	-100.0%	-55.7%	-	-7.0%	
	CANARY ISLANDS	-62.1%	-26.2%	-21.3%	13.1%	-35.3%	-77.0%	26.4%	-18.9%	

Canary Islands residents travelling to other islands (residents of each island are excluded)

	Lanzarote	Fuerteventura	Gran Canaria	Tenerife	La Gomera	La Palma	El Hierro	CANARY ISLANDS
Outbound tourism	3,599	3,434	3,272	10,171	578	11,084	1,390	33,528
Year on year variation (%)	-49.7%	-3.6%	-62.4%	-26.6%	-57.2%	115.6%	-8.5%	-18.8%
Inbound tourism	1,898	1,746	11,174	13,652	3,408	888	762	33,528
Year on year variation (%)	-61.6%	-40.1%	-13.2%	26.8%	-38.2%	-75.8%	22.7%	-18.8%
Net balance	-1,701	-1,688	7,902	3,481	2,830	-10,196	-628	0

Distribution by island of residence

		ISLAND OF STAY								
		Lanzarote	Fuerteventura	Gran Canaria	Tenerife	La Gomera	La Palma	El Hierro	CANARY ISLANDS	
ISLAND OF RESIDENCE	Lanzarote	40.1%	0.5%	9.2%	2.9%	0.0%	1.1%	0.0%	6.6%	
	Fuerteventura	6.5%	60.0%	10.0%	1.3%	0.0%	0.3%	0.0%	8.1%	
	Gran Canaria	16.6%	18.7%	60.5%	4.1%	7.7%	21.6%	1.0%	27.4%	
	Tenerife	32.6%	14.0%	15.2%	58.1%	85.3%	25.6%	96.1%	39.2%	
	La Gomera	2.4%	0.0%	0.2%	0.9%	6.8%	10.0%	0.0%	1.1%	
	La Palma	1.9%	6.8%	5.0%	28.6%	0.2%	38.6%	0.0%	15.7%	
	El Hierro	0.0%	0.0%	0.0%	4.1%	0.0%	2.7%	2.9%	1.9%	
	CANARY ISLANDS	100%	100%	100%	100%	100%	100%	100%	100%	

Distribution by island of stay

		ISLAND OF STAY								
		Lanzarote	Fuerteventura	Gran Canaria	Tenerife	La Gomera	La Palma	El Hierro	CANARY ISLANDS	
ISLAND OF RESIDENCE	Lanzarote	26.1%	0.5%	53.4%	19.7%	0.0%	0.3%	0.0%	100%	
	Fuerteventura	3.4%	43.2%	46.5%	6.7%	0.0%	0.1%	0.0%	100%	
	Gran Canaria	2.6%	4.0%	83.9%	6.5%	1.4%	1.5%	0.0%	100%	
	Tenerife	3.5%	2.1%	14.7%	65.0%	10.7%	1.3%	2.6%	100%	
	La Gomera	9.1%	0.0%	6.4%	36.9%	30.1%	17.5%	0.0%	100%	
	La Palma	0.5%	2.6%	12.1%	80.0%	0.1%	4.8%	0.0%	100%	
	El Hierro	0.0%	0.0%	1.0%	94.6%	0.0%	2.8%	1.6%	100%	
	CANARY ISLANDS	4.3%	5.9%	38.1%	43.9%	4.9%	1.9%	1.1%	100%	

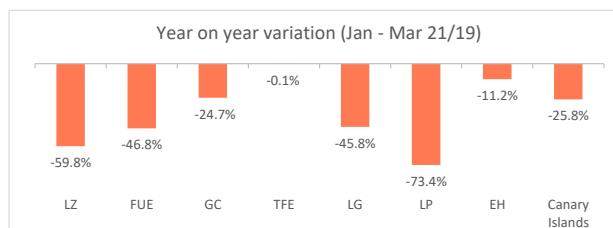
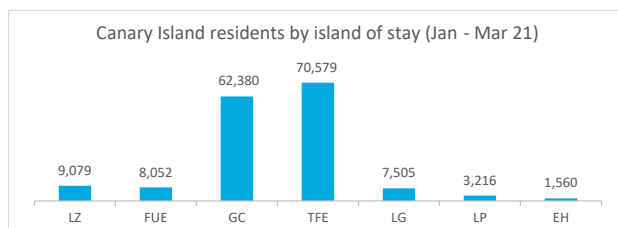
Domestic tourism

January - March 2021



Canary Islands residents staying in tourist accommodation by island of stay

	Lanzarote	Fuerteventura	Gran Canaria	Tenerife	La Gomera	La Palma	El Hierro	Canary Islands
Jan-Mar 2019	22,589	15,139	82,886	70,663	13,851	12,087	1,757	218,972
Jan-Mar 2021	9,079	8,052	62,380	70,579	7,505	3,216	1,560	162,371
% tourist of the island	36.9%	61.6%	58.6%	61.5%	4.4%	35.8%	5.1%	100%
Change, 21-20	-13,510	-7,087	-20,506	-84	-6,346	-8,871	-197	-56,601
Change, % 21-20	-59.8%	-46.8%	-24.7%	-0.1%	-45.8%	-73.4%	-11.2%	-25.8%



Canary Islands residents staying in tourist accommodation by island of residence and island of stay

ISLAND OF RESIDENCE	ISLAND OF STAY								CANARY ISLANDS
	Lanzarote	Fuerteventura	Gran Canaria	Tenerife	La Gomera	La Palma	El Hierro		
Lanzarote	3,349	50	5,862	1,881	0	18	0	11,160	
Fuerteventura	1,175	4,959	9,073	815	1	5	0	16,028	
Gran Canaria	1,825	1,344	36,583	4,370	323	786	19	45,250	
Tenerife	2,449	1,108	7,643	43,427	6,816	953	1,462	63,858	
La Gomera	75	0	311	921	332	215	0	1,854	
La Palma	206	591	2,225	17,016	33	1,150	0	21,221	
El Hierro	0	0	683	2,149	0	89	79	3,000	
CANARY ISLANDS	9,079	8,052	62,380	70,579	7,505	3,216	1,560	162,371	

Year on year variation: January - March 2021/2019

ISLAND OF RESIDENCE	ISLAND OF STAY								CANARY ISLANDS
	Lanzarote	Fuerteventura	Gran Canaria	Tenerife	La Gomera	La Palma	El Hierro		
Lanzarote	-50.7%	-95.6%	-41.1%	20.0%	-	-98.4%	-100.0%	-45.8%	
Fuerteventura	-53.6%	10.4%	67.8%	-65.0%	-85.7%	-97.5%	-100.0%	6.3%	
Gran Canaria	-78.1%	-77.0%	-26.0%	-48.8%	-47.6%	-44.0%	-89.9%	-39.2%	
Tenerife	-26.9%	-56.3%	-40.5%	-1.8%	-46.6%	-78.0%	23.8%	-21.4%	
La Gomera	114.3%	-	103.3%	-66.2%	-5.1%	10.3%	-	-46.4%	
La Palma	-86.3%	-47.6%	-27.7%	105.4%	-66.7%	-75.6%	-100.0%	11.8%	
El Hierro	-100.0%	-	-65.7%	-28.3%	-100.0%	-34.6%	-18.6%	-43.1%	
CANARY ISLANDS	-59.8%	-46.8%	-24.7%	-0.1%	-45.8%	-73.4%	-11.2%	-25.8%	

Canary Islands residents travelling to other islands (residents of each island are excluded)

	Lanzarote	Fuerteventura	Gran Canaria	Tenerife	La Gomera	La Palma	El Hierro	CANARY ISLANDS
Outbound tourism	7,811	11,069	8,667	20,431	1,522	20,071	2,921	72,492
Year on year variation (%)	-43.3%	4.6%	-65.2%	-44.8%	-51.0%	40.7%	-43.6%	-33.4%
Inbound tourism	5,730	3,093	25,797	27,152	7,173	2,066	1,481	72,492
Year on year variation (%)	-63.7%	-71.0%	-22.8%	2.7%	-46.9%	-71.9%	-10.8%	-33.4%
Net balance	-2,081	-7,976	17,130	6,721	5,651	-18,005	-1,440	0

Distribution by island of residence

ISLAND OF RESIDENCE	ISLAND OF STAY								CANARY ISLANDS
	Lanzarote	Fuerteventura	Gran Canaria	Tenerife	La Gomera	La Palma	El Hierro		
Lanzarote	36.9%	0.6%	9.4%	2.7%	0.0%	0.6%	0.0%	6.9%	
Fuerteventura	12.9%	61.6%	14.5%	1.2%	0.0%	0.2%	0.0%	9.9%	
Gran Canaria	20.1%	16.7%	58.6%	6.2%	4.3%	24.4%	1.2%	27.9%	
Tenerife	27.0%	13.8%	12.3%	61.5%	90.8%	29.6%	93.7%	39.3%	
La Gomera	0.8%	0.0%	0.5%	1.3%	4.4%	6.7%	0.0%	1.1%	
La Palma	2.3%	7.3%	3.6%	24.1%	0.4%	35.8%	0.0%	13.1%	
El Hierro	0.0%	0.0%	1.1%	3.0%	0.0%	2.8%	5.1%	1.8%	
CANARY ISLANDS	100%	100%	100%	100%	100%	100%	100%	100%	

Distribution by island of stay

ISLAND OF RESIDENCE	ISLAND OF STAY								CANARY ISLANDS
	Lanzarote	Fuerteventura	Gran Canaria	Tenerife	La Gomera	La Palma	El Hierro		
Lanzarote	30.0%	0.4%	52.5%	16.9%	0.0%	0.2%	0.0%	100%	
Fuerteventura	7.3%	30.9%	56.6%	5.1%	0.0%	0.0%	0.0%	100%	
Gran Canaria	4.0%	3.0%	80.8%	9.7%	0.7%	1.7%	0.0%	100%	
Tenerife	3.8%	1.7%	12.0%	68.0%	10.7%	1.5%	2.3%	100%	
La Gomera	4.0%	0.0%	16.8%	49.7%	17.9%	11.6%	0.0%	100%	
La Palma	1.0%	2.8%	10.5%	80.2%	0.2%	5.4%	0.0%	100%	
El Hierro	0.0%	0.0%	22.8%	71.6%	0.0%	3.0%	2.6%	100%	
CANARY ISLANDS	5.6%	5.0%	38.4%	43.5%	4.6%	2.0%	1.0%	100%	