

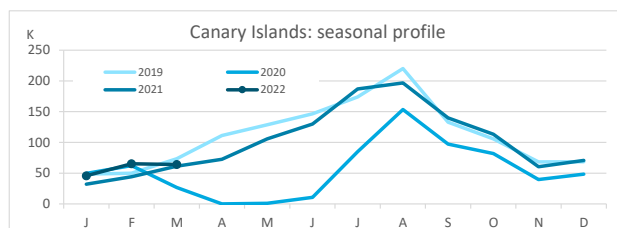
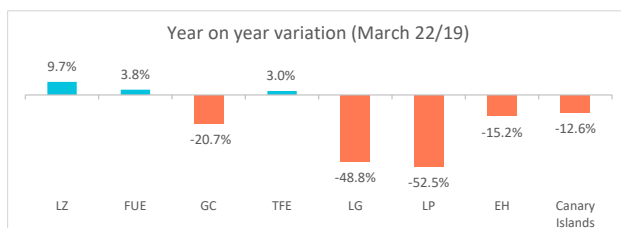
# Domestic tourism

## March 2022



### Canary Islands residents staying in tourist accommodation by island of stay

	Lanzarote	Fuerteventura	Gran Canaria	Tenerife	La Gomera	La Palma	El Hierro	Canary Islands
March 2019	5,933	5,380	27,612	24,203	4,897	4,807	607	73,439
March 2022	6,506	5,587	21,886	24,919	2,505	2,282	515	64,200
% residents in the island	27.9%	7.0%	48.8%	34.9%	3.0%	29.9%	0.0%	100%
Change, 22-19	573	207	-5,726	716	-2,392	-2,525	-92	-9,239
Change, % 22-19	9.7%	3.8%	-20.7%	3.0%	-48.8%	-52.5%	-15.2%	-12.6%



### Canary Islands residents staying in tourist accommodation by island of residence and island of stay

ISLAND OF RESIDENCE	ISLAND OF STAY								CANARY ISLANDS
	Lanzarote	Fuerteventura	Gran Canaria	Tenerife	La Gomera	La Palma	El Hierro		
Lanzarote	1,813	640	2,947	3,177	0	122	0	8,699	
Fuerteventura	116	393	2,301	375	6	98	5	3,294	
Gran Canaria	2,560	2,923	10,689	3,318	321	296	14	20,121	
Tenerife	1,831	834	5,020	8,689	1,966	933	329	19,602	
La Gomera	0	0	52	1,420	75	129	0	1,676	
La Palma	184	797	874	7,008	126	683	167	9,839	
El Hierro	2	0	3	932	11	21	0	969	
<b>CANARY ISLANDS</b>	<b>6,506</b>	<b>5,587</b>	<b>21,886</b>	<b>24,919</b>	<b>2,505</b>	<b>2,282</b>	<b>515</b>	<b>64,200</b>	

### Year on year variation: March 2022/2019

ISLAND OF RESIDENCE	ISLAND OF STAY								CANARY ISLANDS
	Lanzarote	Fuerteventura	Gran Canaria	Tenerife	La Gomera	La Palma	El Hierro		
Lanzarote	-16.1%	66.2%	-34.7%	1281.3%	-	-77.7%	-	11.0%	
Fuerteventura	-62.8%	-84.1%	135.5%	-79.9%	-14.3%	81.5%	-89.6%	-42.5%	
Gran Canaria	29.2%	178.1%	-36.5%	0.2%	28.4%	-42.2%	250.0%	-16.0%	
Tenerife	50.3%	-13.4%	43.4%	-38.6%	-56.4%	-29.6%	-40.7%	-25.2%	
La Gomera	-	-	-39.5%	29.3%	-29.2%	27.7%	-	20.5%	
La Palma	-21.4%	55.4%	-12.7%	142.5%	530.0%	-69.0%	-	43.4%	
El Hierro	-92.9%	-	-99.6%	41.9%	266.7%	-69.1%	-	-33.2%	
<b>CANARY ISLANDS</b>	<b>9.7%</b>	<b>3.8%</b>	<b>-20.7%</b>	<b>3.0%</b>	<b>-48.8%</b>	<b>-52.5%</b>	<b>-15.2%</b>	<b>-12.6%</b>	

### Canary Islands residents travelling to other islands (residents of each island are excluded)

	Lanzarote	Fuerteventura	Gran Canaria	Tenerife	La Gomera	La Palma	El Hierro	Canary Islands
Outbound tourism	6,886	2,901	9,432	10,913	1,601	9,156	969	41,858
Year on year variation (%)	21.3%	-11.1%	32.7%	-9.6%	24.6%	96.6%	-33.2%	17.9%
Inbound tourism	4,693	5,194	11,197	16,230	2,430	1,599	515	41,858
Year on year variation (%)	24.4%	78.4%	3.9%	61.4%	-49.3%	-38.6%	-15.2%	17.9%
Net balance	-2,193	2,293	1,765	5,317	829	-7,557	-454	0

### Distribution by island of residence

ISLAND OF RESIDENCE	ISLAND OF STAY								CANARY ISLANDS
	Lanzarote	Fuerteventura	Gran Canaria	Tenerife	La Gomera	La Palma	El Hierro		
Lanzarote	27.9%	11.5%	13.5%	12.7%	0.0%	5.3%	0.0%	13.5%	
Fuerteventura	1.8%	7.0%	10.5%	1.5%	0.2%	4.3%	1.0%	5.1%	
Gran Canaria	39.3%	52.3%	48.8%	13.3%	12.8%	13.0%	2.7%	31.3%	
Tenerife	28.1%	14.9%	22.9%	34.9%	78.5%	40.9%	63.9%	30.5%	
La Gomera	0.0%	0.0%	0.2%	5.7%	3.0%	5.7%	0.0%	2.6%	
La Palma	2.8%	14.3%	4.0%	28.1%	5.0%	29.9%	32.4%	15.3%	
El Hierro	0.0%	0.0%	0.0%	3.7%	0.4%	0.9%	0.0%	1.5%	
<b>CANARY ISLANDS</b>	<b>100%</b>	<b>100%</b>	<b>100%</b>	<b>100%</b>	<b>100%</b>	<b>100%</b>	<b>100%</b>	<b>100%</b>	

### Distribution by island of stay

ISLAND OF RESIDENCE	ISLAND OF STAY								CANARY ISLANDS
	Lanzarote	Fuerteventura	Gran Canaria	Tenerife	La Gomera	La Palma	El Hierro		
Lanzarote	20.8%	7.4%	33.9%	36.5%	0.0%	1.4%	0.0%	100%	
Fuerteventura	3.5%	11.9%	69.9%	11.4%	0.2%	3.0%	0.2%	100%	
Gran Canaria	12.7%	14.5%	53.1%	16.5%	1.6%	1.5%	0.1%	100%	
Tenerife	9.3%	4.3%	25.6%	44.3%	10.0%	4.8%	1.7%	100%	
La Gomera	0.0%	0.0%	3.1%	84.7%	4.5%	7.7%	0.0%	100%	
La Palma	1.9%	8.1%	8.9%	71.2%	1.3%	6.9%	1.7%	100%	
El Hierro	0.2%	0.0%	0.3%	96.2%	1.1%	2.2%	0.0%	100%	
<b>CANARY ISLANDS</b>	<b>10.1%</b>	<b>8.7%</b>	<b>34.1%</b>	<b>38.8%</b>	<b>3.9%</b>	<b>3.6%</b>	<b>0.8%</b>	<b>100%</b>	

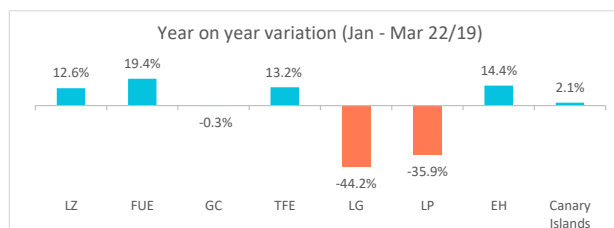
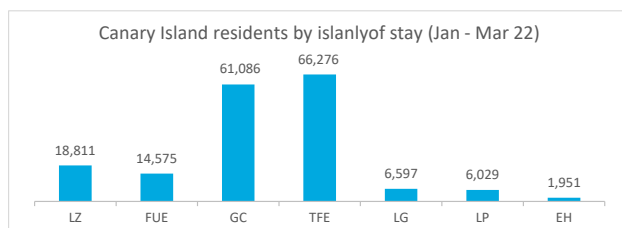
# Domestic tourism

## January - March 2022



### Canary Islands residents staying in tourist accommodation by island of stay

	Lanzarote	Fuerteventura	Gran Canaria	Tenerife	La Gomera	La Palma	El Hierro	Canary Islands
Jan-Mar 2019	16,709	12,207	61,289	58,528	11,831	9,403	1,705	171,672
Jan-Mar 2022	18,811	14,575	61,086	66,276	6,597	6,029	1,951	175,325
% tourist of the island	30.1%	6.2%	55.2%	40.6%	3.1%	30.0%	0.0%	100%
Change, 22-19	2,102	2,368	-203	7,748	-5,234	-3,374	246	3,653
Change, % 22-19	12.6%	19.4%	-0.3%	13.2%	-44.2%	-35.9%	14.4%	2.1%



### Canary Islands residents staying in tourist accommodation by island of residence and island of stay

ISLAND OF RESIDENCE	ISLAND OF STAY								CANARY ISLANDS
	Lanzarote	Fuerteventura	Gran Canaria	Tenerife	La Gomera	La Palma	El Hierro		
Lanzarote	5,658	2,225	6,904	3,646	5	151	7		18,596
Fuerteventura	550	906	4,963	3,562	6	159	9		10,155
Gran Canaria	6,477	6,961	33,701	9,662	731	1,244	881		59,657
Tenerife	5,476	1,826	12,938	26,890	5,481	2,216	724		55,551
La Gomera	2	20	107	1,690	203	194	0		2,216
La Palma	639	2,566	2,221	17,227	147	1,809	330		24,939
El Hierro	9	71	252	3,599	24	256	0		4,211
<b>CANARY ISLANDS</b>	<b>18,811</b>	<b>14,575</b>	<b>61,086</b>	<b>66,276</b>	<b>6,597</b>	<b>6,029</b>	<b>1,951</b>		<b>175,325</b>

### Year on year variation: January - March 2022/2019

ISLAND OF RESIDENCE	ISLAND OF STAY								CANARY ISLANDS
	Lanzarote	Fuerteventura	Gran Canaria	Tenerife	La Gomera	La Palma	El Hierro		
Lanzarote	18.5%	146.7%	-11.8%	145.2%	-	-84.8%	-46.2%		16.2%
Fuerteventura	-69.4%	-72.7%	22.7%	54.7%	-14.3%	-11.2%	-91.8%		-13.6%
Gran Canaria	2.4%	53.6%	-0.8%	25.3%	62.1%	21.7%	389.4%		10.0%
Tenerife	111.1%	-26.1%	14.0%	-19.6%	-50.3%	-23.4%	-36.8%		-14.4%
La Gomera	-77.8%	-	-10.1%	-36.9%	-26.2%	21.3%	-		-31.6%
La Palma	-45.8%	159.5%	-11.1%	115.2%	110.0%	-55.3%	107.5%		47.2%
El Hierro	-67.9%	-	-82.8%	23.8%	500.0%	130.6%	-100.0%		-8.7%
<b>CANARY ISLANDS</b>	<b>12.6%</b>	<b>19.4%</b>	<b>-0.3%</b>	<b>13.2%</b>	<b>-44.2%</b>	<b>-35.9%</b>	<b>14.4%</b>		<b>2.1%</b>

### Canary Islands residents travelling to other islands (residents of each island are excluded)

	Lanzarote	Fuerteventura	Gran Canaria	Tenerife	La Gomera	La Palma	El Hierro	Canary Islands
Outbound tourism	12,938	9,249	25,956	28,661	2,013	23,130	4,211	106,158
Year on year variation (%)	15.3%	9.5%	28.3%	-8.9%	-32.1%	79.3%	-6.7%	15.7%
Inbound tourism	13,153	13,669	27,385	39,386	6,394	4,220	1,951	106,158
Year on year variation (%)	10.2%	53.7%	0.3%	57.0%	-44.7%	-21.2%	21.3%	15.7%
Net balance	215	4,420	1,429	10,725	4,381	-18,910	-2,260	0

### Distribution by island of residence

ISLAND OF RESIDENCE	ISLAND OF STAY								CANARY ISLANDS
	Lanzarote	Fuerteventura	Gran Canaria	Tenerife	La Gomera	La Palma	El Hierro		
Lanzarote	30.1%	15.3%	11.3%	5.5%	0.1%	2.5%	0.4%		10.6%
Fuerteventura	2.9%	6.2%	8.1%	5.4%	0.1%	2.6%	0.5%		5.8%
Gran Canaria	34.4%	47.8%	55.2%	14.6%	11.1%	20.6%	45.2%		34.0%
Tenerife	29.1%	12.5%	21.2%	40.6%	83.1%	36.8%	37.1%		31.7%
La Gomera	0.0%	0.1%	0.2%	2.5%	3.1%	3.2%	0.0%		1.3%
La Palma	3.4%	17.6%	3.6%	26.0%	2.2%	30.0%	16.9%		14.2%
El Hierro	0.0%	0.5%	0.4%	5.4%	0.4%	4.2%	0.0%		2.4%
<b>CANARY ISLANDS</b>	<b>100%</b>	<b>100%</b>	<b>100%</b>	<b>100%</b>	<b>100%</b>	<b>100%</b>	<b>100%</b>		<b>100%</b>

### Distribution by island of stay

ISLAND OF RESIDENCE	ISLAND OF STAY								CANARY ISLANDS
	Lanzarote	Fuerteventura	Gran Canaria	Tenerife	La Gomera	La Palma	El Hierro		
Lanzarote	30.4%	12.0%	37.1%	19.6%	0.0%	0.8%	0.0%		100%
Fuerteventura	5.4%	8.9%	48.9%	35.1%	0.1%	1.6%	0.1%		100%
Gran Canaria	10.9%	11.7%	56.5%	16.2%	1.2%	2.1%	1.5%		100%
Tenerife	9.9%	3.3%	23.3%	48.4%	9.9%	4.0%	1.3%		100%
La Gomera	0.1%	0.9%	4.8%	76.3%	9.2%	8.8%	0.0%		100%
La Palma	2.6%	10.3%	8.9%	69.1%	0.6%	7.3%	1.3%		100%
El Hierro	0.2%	1.7%	6.0%	85.5%	0.6%	6.1%	0.0%		100%
<b>CANARY ISLANDS</b>	<b>10.7%</b>	<b>8.3%</b>	<b>34.8%</b>	<b>37.8%</b>	<b>3.8%</b>	<b>3.4%</b>	<b>1.1%</b>		<b>100%</b>