

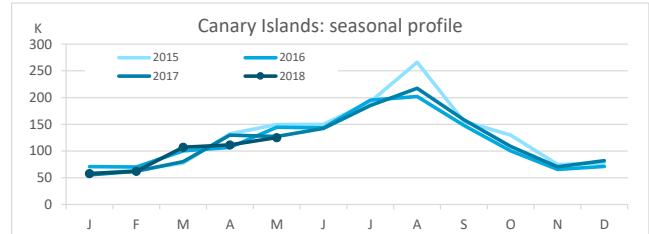
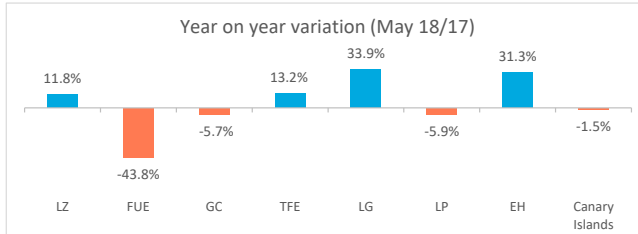
Domestic tourism

May 2018



Canary Islands residents staying in tourist accommodation by island of stay

	Lanzarote	Fuerteventura	Gran Canaria	Tenerife	La Gomera	La Palma	El Hierro	Canary Islands
May 2017	12,369	14,799	52,320	35,236	4,735	6,885	755	127,099
May 2018	13,827	8,317	49,355	39,882	6,339	6,478	991	125,189
% residents in the island	60.2%	20.3%	71.4%	17.2%	50.3%	36.6%	0.0%	100%
Change, 18-17	1,458	-6,482	-2,965	4,646	1,604	-407	236	-1,910
Change, % 18-17	11.8%	-43.8%	-5.7%	13.2%	33.9%	-5.9%	31.3%	-1.5%



Canary Islands residents staying in tourist accommodation by island of residence and island of stay

ISLAND OF RESIDENCE	ISLAND OF STAY							
	Lanzarote	Fuerteventura	Gran Canaria	Tenerife	La Gomera	La Palma	El Hierro	CANARY ISLANDS
Lanzarote	8,327	323	2,913	832	0	84	69	12,548
Fuerteventura	470	1,691	1,085	260	19	723	0	4,248
Gran Canaria	3,474	4,591	35,217	8,678	298	1,166	114	53,538
Tenerife	1,311	1,409	6,862	24,250	2,739	1,946	715	39,232
La Gomera	0	0	360	970	3,191	188	93	4,802
La Palma	245	303	2,644	4,134	31	2,371	0	9,728
El Hierro	0	0	274	758	61	0	0	1,093
CANARY ISLANDS	13,827	8,317	49,355	39,882	6,339	6,478	991	125,189

Year on year variation: May 2018/2017

ISLAND OF RESIDENCE	ISLAND OF STAY							
	Lanzarote	Fuerteventura	Gran Canaria	Tenerife	La Gomera	La Palma	El Hierro	CANARY ISLANDS
Lanzarote	24.1%	-89.9%	164.6%	129.8%	--	-74.6%	2200.0%	7.2%
Fuerteventura	19.6%	-33.8%	34.0%	-37.5%	--	183.5%	--	-4.1%
Gran Canaria	3.2%	-38.3%	28.3%	78.8%	2.1%	27.9%	21.3%	20.6%
Tenerife	48.3%	12.7%	-55.2%	-3.6%	-21.6%	-54.3%	21.8%	-23.0%
La Gomera	--	--	103.4%	5.4%	609.1%	52.8%	52.5%	177.4%
La Palma	-75.8%	-14.9%	-64.4%	94.6%	-93.5%	138.8%	--	-21.5%
El Hierro	--	-100.0%	1342.1%	-46.0%	144.0%	-100.0%	-100.0%	-25.9%
CANARY ISLANDS	11.8%	-43.8%	-5.7%	13.2%	33.9%	-5.9%	31.3%	-1.5%

Canary Islands residents travelling to other islands (residents of each island are excluded)

	Lanzarote	Fuerteventura	Gran Canaria	Tenerife	La Gomera	La Palma	El Hierro	CANARY ISLANDS
Outbound tourism	4,221	2,557	18,321	14,982	1,611	7,357	1,093	50,142
Year on year variation (%)	-15.4%	36.4%	8.0%	-41.9%	25.8%	-35.5%	-25.4%	-21.4%
Inbound tourism	5,500	6,626	14,138	15,632	3,148	4,107	991	50,142
Year on year variation (%)	-2.8%	-45.9%	-43.2%	55.1%	-26.5%	-30.3%	33.0%	-21.4%
Net balance	1,279	4,069	-4,183	650	1,537	-3,250	-102	0

Distribution by island of residence

ISLAND OF RESIDENCE	ISLAND OF STAY							
	Lanzarote	Fuerteventura	Gran Canaria	Tenerife	La Gomera	La Palma	El Hierro	CANARY ISLANDS
Lanzarote	60.2%	3.9%	5.9%	2.1%	0.0%	1.3%	7.0%	10.0%
Fuerteventura	3.4%	20.3%	2.2%	0.7%	0.3%	11.2%	0.0%	3.4%
Gran Canaria	25.1%	55.2%	71.4%	21.8%	4.7%	18.0%	11.5%	42.8%
Tenerife	9.5%	16.9%	13.9%	60.8%	43.2%	30.0%	72.1%	31.3%
La Gomera	0.0%	0.0%	0.7%	2.4%	50.3%	2.9%	9.4%	3.8%
La Palma	1.8%	3.6%	5.4%	10.4%	0.5%	36.6%	0.0%	7.8%
El Hierro	0.0%	0.0%	0.6%	1.9%	1.0%	0.0%	0.0%	0.9%
CANARY ISLANDS	100%	100%	100%	100%	100%	100%	100%	100%

Distribution by island of stay

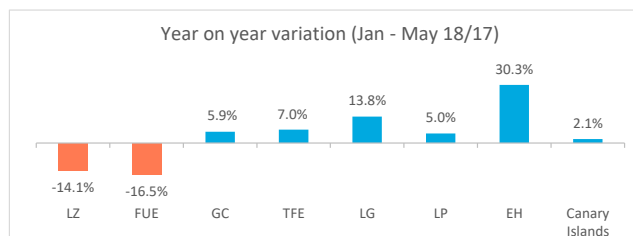
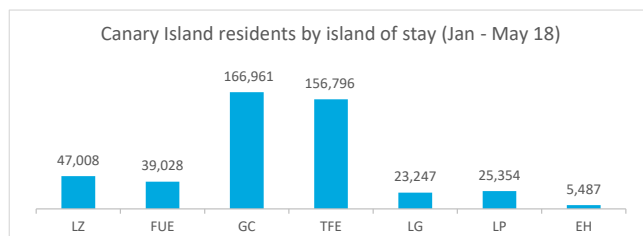
ISLAND OF RESIDENCE	ISLAND OF STAY							
	Lanzarote	Fuerteventura	Gran Canaria	Tenerife	La Gomera	La Palma	El Hierro	CANARY ISLANDS
Lanzarote	66.4%	2.6%	23.2%	6.6%	0.0%	0.7%	0.5%	100%
Fuerteventura	11.1%	39.8%	25.5%	6.1%	0.4%	17.0%	0.0%	100%
Gran Canaria	6.5%	8.6%	65.8%	16.2%	0.6%	2.2%	0.2%	100%
Tenerife	3.3%	3.6%	17.5%	61.8%	7.0%	5.0%	1.8%	100%
La Gomera	0.0%	0.0%	7.5%	20.2%	66.5%	3.9%	1.9%	100%
La Palma	2.5%	3.1%	27.2%	42.5%	0.3%	24.4%	0.0%	100%
El Hierro	0.0%	0.0%	25.1%	69.4%	5.6%	0.0%	0.0%	100%
CANARY ISLANDS	11.0%	6.6%	39.4%	31.9%	5.1%	5.2%	0.8%	100%

Domestic tourism January - May 2018



Canary Islands residents staying in tourist accommodation by island of stay

	Lanzarote	Fuerteventura	Gran Canaria	Tenerife	La Gomera	La Palma	El Hierro	Canary Islands
Jan-May 2017	54,727	46,752	157,642	146,521	20,435	24,144	4,210	454,431
Jan-May 2018	47,008	39,028	166,961	156,796	23,247	25,354	5,487	463,881
% tourist of the island	56.1%	19.7%	66.7%	16.4%	59.0%	36.9%	0.4%	100%
Change, 18-17	-7,719	-7,724	9,319	10,275	2,812	1,210	1,277	9,450
Change, % 18-17	-14.1%	-16.5%	5.9%	7.0%	13.8%	5.0%	30.3%	2.1%



Canary Islands residents staying in tourist accommodation by island of residence and island of stay

ISLAND OF RESIDENCE	ISLAND OF STAY							
	Lanzarote	Fuerteventura	Gran Canaria	Tenerife	La Gomera	La Palma	El Hierro	CANARY ISLANDS
Lanzarote	26,353	3,504	16,137	3,104	9	1,228	106	50,441
Fuerteventura	3,647	7,682	4,823	1,529	29	1,937	22	19,669
Gran Canaria	11,949	20,977	111,368	35,430	956	4,011	768	185,459
Tenerife	4,202	6,478	25,675	93,064	8,057	8,258	4,283	150,017
La Gomera	0	0	965	3,941	13,711	453	107	19,177
La Palma	857	387	7,124	15,652	385	9,357	181	33,943
El Hierro	0	0	869	4,076	100	110	20	5,175
CANARY ISLANDS	47,008	39,028	166,961	156,796	23,247	25,354	5,487	463,881

Year on year variation: January - May 2018/2017

ISLAND OF RESIDENCE	ISLAND OF STAY							
	Lanzarote	Fuerteventura	Gran Canaria	Tenerife	La Gomera	La Palma	El Hierro	CANARY ISLANDS
Lanzarote	4.3%	-38.9%	114.9%	1.6%	-52.6%	-22.1%	-49.3%	16.3%
Fuerteventura	51.0%	-37.9%	7.1%	-18.8%	-6.5%	188.7%	--	-10.0%
Gran Canaria	-36.1%	-3.5%	10.3%	43.5%	-29.6%	-1.2%	39.6%	7.8%
Tenerife	-15.5%	5.9%	-19.3%	6.4%	-53.1%	-42.3%	86.3%	-8.6%
La Gomera	-100.0%	--	410.6%	-35.0%	1237.7%	64.7%	-80.6%	136.5%
La Palma	-71.8%	-51.2%	-41.7%	2.5%	-50.6%	197.6%	-69.0%	-5.3%
El Hierro	-100.0%	-100.0%	83.3%	-49.6%	284.6%	10.0%	25.0%	-42.7%
CANARY ISLANDS	-14.1%	-16.5%	5.9%	7.0%	13.8%	5.0%	30.3%	2.1%

Canary Islands residents travelling to other islands (residents of each island are excluded)

	Lanzarote	Fuerteventura	Gran Canaria	Tenerife	La Gomera	La Palma	El Hierro	CANARY ISLANDS
Outbound tourism	24,088	11,987	74,091	56,953	5,466	24,586	5,155	202,326
Year on year variation (%)	33.0%	26.1%	4.2%	-25.8%	-22.8%	-24.8%	-42.8%	-9.8%
Inbound tourism	20,655	31,346	55,593	63,732	9,536	15,997	5,467	202,326
Year on year variation (%)	-29.9%	-8.9%	-2.0%	7.9%	-50.9%	-23.8%	30.4%	-9.8%
Net balance	-3,433	19,359	-18,498	6,779	4,070	-8,589	312	0

Distribution by island of residence

ISLAND OF RESIDENCE	ISLAND OF STAY							
	Lanzarote	Fuerteventura	Gran Canaria	Tenerife	La Gomera	La Palma	El Hierro	CANARY ISLANDS
Lanzarote	56.1%	9.0%	9.7%	2.0%	0.0%	4.8%	1.9%	10.9%
Fuerteventura	7.8%	19.7%	2.9%	1.0%	0.1%	7.6%	0.4%	4.2%
Gran Canaria	25.4%	53.7%	66.7%	22.6%	4.1%	15.8%	14.0%	40.0%
Tenerife	8.9%	16.6%	15.4%	59.4%	34.7%	32.6%	78.1%	32.3%
La Gomera	0.0%	0.0%	0.6%	2.5%	59.0%	1.8%	2.0%	4.1%
La Palma	1.8%	1.0%	4.3%	10.0%	1.7%	36.9%	3.3%	7.3%
El Hierro	0.0%	0.0%	0.5%	2.6%	0.4%	0.4%	0.4%	1.1%
CANARY ISLANDS	100%	100%	100%	100%	100%	100%	100%	100%

Distribution by island of stay

ISLAND OF RESIDENCE	ISLAND OF STAY							
	Lanzarote	Fuerteventura	Gran Canaria	Tenerife	La Gomera	La Palma	El Hierro	CANARY ISLANDS
Lanzarote	52.2%	6.9%	32.0%	6.2%	0.0%	2.4%	0.2%	100%
Fuerteventura	18.5%	39.1%	24.5%	7.8%	0.1%	9.8%	0.1%	100%
Gran Canaria	6.4%	11.3%	60.0%	19.1%	0.5%	2.2%	0.4%	100%
Tenerife	2.8%	4.3%	17.1%	62.0%	5.4%	5.5%	2.9%	100%
La Gomera	0.0%	0.0%	5.0%	20.6%	71.5%	2.4%	0.6%	100%
La Palma	2.5%	1.1%	21.0%	46.1%	1.1%	27.6%	0.5%	100%
El Hierro	0.0%	0.0%	16.8%	78.8%	1.9%	2.1%	0.4%	100%
CANARY ISLANDS	10.1%	8.4%	36.0%	33.8%	5.0%	5.5%	1.2%	100%