

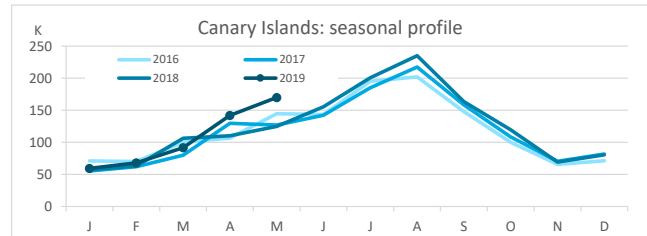
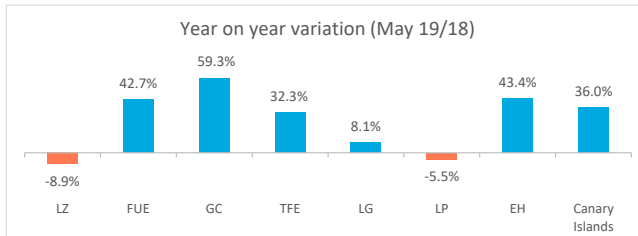
# Domestic tourism

## May 2019



### Canary Islands residents staying in tourist accommodation by island of stay

	Lanzarote	Fuerteventura	Gran Canaria	Tenerife	La Gomera	La Palma	El Hierro	Canary Islands
May 2018	13,827	8,256	49,619	39,437	6,339	6,478	991	124,947
May 2019	12,592	11,782	79,030	52,157	6,853	6,124	1,421	169,959
% residents in the island	32.9%	11.4%	68.0%	32.9%	4.5%	38.2%	0.0%	100%
Change, 19-18	-1,235	3,526	29,411	12,720	514	-354	430	45,012
Change, % 19-18	-8.9%	42.7%	59.3%	32.3%	8.1%	-5.5%	43.4%	36.0%



### Canary Islands residents staying in tourist accommodation by island of residence and island of stay

ISLAND OF RESIDENCE	ISLAND OF STAY								CANARY ISLANDS
	Lanzarote	Fuerteventura	Gran Canaria	Tenerife	La Gomera	La Palma	El Hierro		
Lanzarote	4,146	781	3,110	415	7	506	0		8,965
Fuerteventura	728	1,341	2,139	585	8	143	0		4,944
Gran Canaria	3,229	5,101	53,770	5,070	217	766	468		68,621
Tenerife	2,996	3,632	17,148	38,637	6,162	2,264	953		71,792
La Gomera	0	0	254	948	307	96	0		1,605
La Palma	1,463	783	2,571	5,742	108	2,337	0		13,004
El Hierro	30	144	38	760	44	12	0		1,028
CANARY ISLANDS	12,592	11,782	79,030	52,157	6,853	6,124	1,421		169,959

### Year on year variation: May 2019/2018

ISLAND OF RESIDENCE	ISLAND OF STAY								CANARY ISLANDS
	Lanzarote	Fuerteventura	Gran Canaria	Tenerife	La Gomera	La Palma	El Hierro		
Lanzarote	-50.2%	141.8%	9.8%	-50.1%	--	502.4%	-100.0%		-28.1%
Fuerteventura	54.9%	-20.5%	121.4%	125.0%	-57.9%	-80.2%	--		19.9%
Gran Canaria	-7.1%	11.2%	52.5%	-41.7%	-27.2%	-34.3%	310.5%		28.0%
Tenerife	128.5%	167.8%	134.5%	62.4%	6.3%	16.3%	33.3%		70.0%
La Gomera	--	--	-29.8%	-2.3%	134.4%	-48.9%	-100.0%		-8.0%
La Palma	497.1%	158.4%	-2.1%	38.9%	248.4%	-1.4%	--		33.9%
El Hierro	--	--	-85.4%	0.3%	-27.9%	--	--		-4.7%
CANARY ISLANDS	-8.9%	42.7%	59.3%	32.3%	8.1%	-5.5%	43.4%		36.0%

### Canary Islands residents travelling to other islands (residents of each island are excluded)

	Lanzarote	Fuerteventura	Gran Canaria	Tenerife	La Gomera	La Palma	El Hierro	Canary Islands
Outbound tourism	4,819	3,603	14,851	33,155	1,298	10,667	1,028	69,421
Year on year variation (%)	16.4%	47.8%	-19.0%	79.8%	-19.5%	45.4%	-4.7%	30.0%
Inbound tourism	8,446	10,441	25,260	13,520	6,546	3,787	1,421	69,421
Year on year variation (%)	53.6%	58.9%	75.9%	-13.6%	5.4%	-7.8%	43.4%	30.0%
Net balance	3,627	6,838	10,409	-19,635	5,248	-6,880	393	0

### Distribution by island of residence

ISLAND OF RESIDENCE	ISLAND OF STAY								CANARY ISLANDS
	Lanzarote	Fuerteventura	Gran Canaria	Tenerife	La Gomera	La Palma	El Hierro		
Lanzarote	32.9%	6.6%	3.9%	0.8%	0.1%	8.3%	0.0%		5.3%
Fuerteventura	5.8%	11.4%	2.7%	1.1%	0.1%	2.3%	0.0%		2.9%
Gran Canaria	25.6%	43.3%	68.0%	9.7%	3.2%	12.5%	32.9%		40.4%
Tenerife	23.8%	30.8%	21.7%	74.1%	89.9%	37.0%	67.1%		42.2%
La Gomera	0.0%	0.0%	0.3%	1.8%	4.5%	1.6%	0.0%		0.9%
La Palma	11.6%	6.6%	3.3%	11.0%	1.6%	38.2%	0.0%		7.7%
El Hierro	0.2%	1.2%	0.0%	1.5%	0.6%	0.2%	0.0%		0.6%
CANARY ISLANDS	100%	100%	100%	100%	100%	100%	100%		100%

### Distribution by island of stay

ISLAND OF RESIDENCE	ISLAND OF STAY								CANARY ISLANDS
	Lanzarote	Fuerteventura	Gran Canaria	Tenerife	La Gomera	La Palma	El Hierro		
Lanzarote	46.2%	8.7%	34.7%	4.6%	0.1%	5.6%	0.0%		100%
Fuerteventura	14.7%	27.1%	43.3%	11.8%	0.2%	2.9%	0.0%		100%
Gran Canaria	4.7%	7.4%	78.4%	7.4%	0.3%	1.1%	0.7%		100%
Tenerife	4.2%	5.1%	23.9%	53.8%	8.6%	3.2%	1.3%		100%
La Gomera	0.0%	0.0%	15.8%	59.1%	19.1%	6.0%	0.0%		100%
La Palma	11.3%	6.0%	19.8%	44.2%	0.8%	18.0%	0.0%		100%
El Hierro	2.9%	14.0%	3.7%	73.9%	4.3%	1.2%	0.0%		100%
CANARY ISLANDS	7.4%	6.9%	46.5%	30.7%	4.0%	3.6%	0.8%		100%

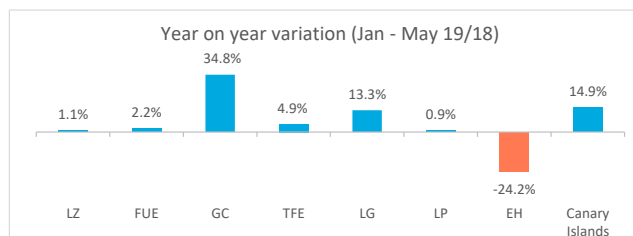
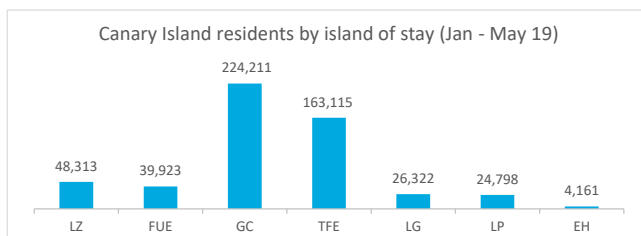
# Domestic tourism

## January - May 2019



### Canary Islands residents staying in tourist accommodation by island of stay

	Lanzarote	Fuerteventura	Gran Canaria	Tenerife	La Gomera	La Palma	El Hierro	Canary Islands
Jan-May 2018	47,765	39,067	166,278	155,535	23,241	24,574	5,487	461,947
Jan-May 2019	48,313	39,923	224,211	163,115	26,322	24,798	4,161	530,843
% tourist of the island	31.1%	15.9%	63.2%	20.9%	2.7%	36.2%	2.7%	100%
Change, 19-18	548	856	57,933	7,580	3,081	224	-1,326	68,896
Change, % 19-18	1.1%	2.2%	34.8%	4.9%	13.3%	0.9%	-24.2%	14.9%



### Canary Islands residents staying in tourist accommodation by island of residence and island of stay

ISLAND OF RESIDENCE	ISLAND OF STAY							
	Lanzarote	Fuerteventura	Gran Canaria	Tenerife	La Gomera	La Palma	El Hierro	CANARY ISLANDS
Lanzarote	15,043	2,195	14,744	2,686	25	1,735	54	36,482
Fuerteventura	3,696	6,351	18,527	3,341	21	399	149	32,484
Gran Canaria	16,313	17,375	141,637	18,921	1,006	3,691	871	199,814
Tenerife	8,698	9,712	34,103	109,192	24,251	9,400	2,520	197,876
La Gomera	35	0	437	4,646	704	448	0	6,270
La Palma	4,405	4,091	10,180	17,971	240	8,977	455	46,319
El Hierro	123	199	4,583	6,358	75	148	112	11,598
CANARY ISLANDS	48,313	39,923	224,211	163,115	26,322	24,798	4,161	530,843

### Year on year variation: January - May 2019/2018

ISLAND OF RESIDENCE	ISLAND OF STAY							
	Lanzarote	Fuerteventura	Gran Canaria	Tenerife	La Gomera	La Palma	El Hierro	CANARY ISLANDS
Lanzarote	-44.2%	-37.4%	-8.1%	-14.3%	177.8%	43.5%	-49.1%	-28.4%
Fuerteventura	0.3%	-20.4%	286.9%	118.5%	-27.6%	-78.8%	577.3%	63.1%
Gran Canaria	35.7%	-16.2%	28.3%	-46.6%	5.2%	-4.2%	13.4%	8.5%
Tenerife	105.0%	50.6%	30.6%	19.0%	17.0%	20.0%	-41.2%	22.6%
La Gomera	--	--	-53.7%	17.9%	-31.5%	-1.1%	-100.0%	-3.1%
La Palma	414.0%	957.1%	43.7%	14.8%	-37.7%	-2.9%	151.4%	37.0%
El Hierro	--	--	436.0%	55.3%	-25.0%	48.0%	460.0%	124.3%
CANARY ISLANDS	1.1%	2.2%	34.8%	4.9%	13.3%	0.9%	-24.2%	14.9%

### Canary Islands residents travelling to other islands (residents of each island are excluded)

	Lanzarote	Fuerteventura	Gran Canaria	Tenerife	La Gomera	La Palma	El Hierro	CANARY ISLANDS
Outbound tourism	21,439	26,133	58,177	88,684	5,566	37,342	11,486	248,827
Year on year variation (%)	-10.7%	119.0%	-21.2%	27.3%	2.2%	52.1%	123.0%	16.0%
Inbound tourism	33,270	33,572	82,574	53,923	25,618	15,821	4,049	248,827
Year on year variation (%)	59.9%	8.0%	47.9%	-15.5%	15.3%	3.2%	-25.9%	16.0%
Net balance	11,831	7,439	24,397	-34,761	20,052	-21,521	-7,437	0

### Distribution by island of residence

ISLAND OF RESIDENCE	ISLAND OF STAY							
	Lanzarote	Fuerteventura	Gran Canaria	Tenerife	La Gomera	La Palma	El Hierro	CANARY ISLANDS
Lanzarote	31.1%	5.5%	6.6%	1.6%	0.1%	7.0%	1.3%	6.9%
Fuerteventura	7.7%	15.9%	8.3%	2.0%	0.1%	1.6%	3.6%	6.1%
Gran Canaria	33.8%	43.5%	63.2%	11.6%	3.8%	14.9%	20.9%	37.6%
Tenerife	18.0%	24.3%	15.2%	66.9%	92.1%	37.9%	60.6%	37.3%
La Gomera	0.1%	0.0%	0.2%	2.8%	2.7%	1.8%	0.0%	1.2%
La Palma	9.1%	10.2%	4.5%	11.0%	0.9%	36.2%	10.9%	8.7%
El Hierro	0.3%	0.5%	2.0%	3.9%	0.3%	0.6%	2.7%	2.2%
CANARY ISLANDS	100%	100%	100%	100%	100%	100%	100%	100%

### Distribution by island of stay

ISLAND OF RESIDENCE	ISLAND OF STAY							
	Lanzarote	Fuerteventura	Gran Canaria	Tenerife	La Gomera	La Palma	El Hierro	CANARY ISLANDS
Lanzarote	41.2%	6.0%	40.4%	7.4%	0.1%	4.8%	0.1%	100%
Fuerteventura	11.4%	19.6%	57.0%	10.3%	0.1%	1.2%	0.5%	100%
Gran Canaria	8.2%	8.7%	70.9%	9.5%	0.5%	1.8%	0.4%	100%
Tenerife	4.4%	4.9%	17.2%	55.2%	12.3%	4.8%	1.3%	100%
La Gomera	0.6%	0.0%	7.0%	74.1%	11.2%	7.1%	0.0%	100%
La Palma	9.5%	8.8%	22.0%	38.8%	0.5%	19.4%	1.0%	100%
El Hierro	1.1%	1.7%	39.5%	54.8%	0.6%	1.3%	1.0%	100%
CANARY ISLANDS	9.1%	7.5%	42.2%	30.7%	5.0%	4.7%	0.8%	100%