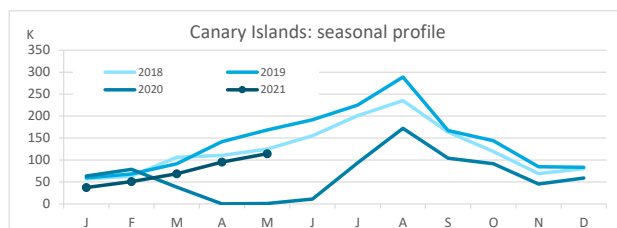
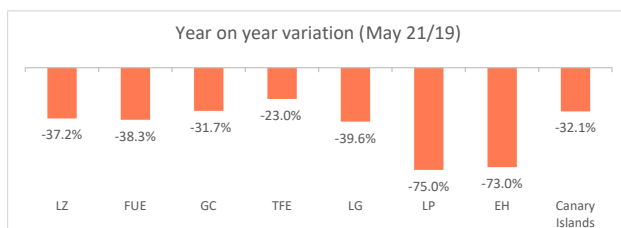


Canary Islands residents staying in tourist accommodation by island of stay

	Lanzarote	Fuerteventura	Gran Canaria	Tenerife	La Gomera	La Palma	El Hierro	Canary Islands
May 2019	12,541	11,782	77,574	52,157	6,853	6,124	1,421	168,452
May 2021	7,876	7,275	52,972	40,163	4,136	1,532	383	114,337
% residents in the island	37.4%	46.6%	52.1%	51.6%	4.1%	42.2%	0.0%	100%
Change, 21-19	-4,665	-4,507	-24,602	-11,994	-2,717	-4,592	-1,038	-54,115
Change, % 21-19	-37.2%	-38.3%	-31.7%	-23.0%	-39.6%	-75.0%	-73.0%	-32.1%



Canary Islands residents staying in tourist accommodation by island of residence and island of stay

ISLAND OF RESIDENCE	ISLAND OF STAY								CANARY ISLANDS
	Lanzarote	Fuerteventura	Gran Canaria	Tenerife	La Gomera	La Palma	El Hierro		
Lanzarote	2,948	524	2,464	1,180	0	42	10	7,168	
Fuerteventura	482	3,392	2,946	133	3	21	5	6,982	
Gran Canaria	1,561	1,808	27,580	3,609	55	260	0	34,873	
Tenerife	2,665	1,240	13,371	20,720	3,878	467	368	42,709	
La Gomera	74	0	849	733	170	58	0	1,884	
La Palma	146	311	5,641	13,397	30	647	0	20,172	
El Hierro	0	0	121	391	0	37	0	549	
CANARY ISLANDS	7,876	7,275	52,972	40,163	4,136	1,532	383	114,337	

Year on year variation: May 2021/2019

ISLAND OF RESIDENCE	ISLAND OF STAY								CANARY ISLANDS
	Lanzarote	Fuerteventura	Gran Canaria	Tenerife	La Gomera	La Palma	El Hierro		
Lanzarote	-28.8%	-32.9%	-20.8%	184.3%	-100.0%	-91.7%	0.0%	-20.0%	
Fuerteventura	-33.8%	152.9%	37.7%	-77.3%	-62.5%	-85.3%	0.0%	41.2%	
Gran Canaria	-51.4%	-64.6%	-48.7%	-28.8%	-74.7%	-66.1%	-100.0%	-49.2%	
Tenerife	-10.3%	-65.9%	-14.8%	-46.4%	-37.1%	-79.4%	-61.4%	-39.3%	
La Gomera	0.0%	0.0%	234.3%	-22.7%	-44.6%	-39.6%	0.0%	17.4%	
La Palma	-90.0%	-60.3%	119.4%	133.3%	-72.2%	-72.3%	0.0%	55.1%	
El Hierro	-100.0%	-100.0%	218.4%	-48.6%	-100.0%	208.3%	0.0%	-46.6%	
CANARY ISLANDS	-37.2%	-38.3%	-31.7%	-23.0%	-39.6%	-75.0%	-73.0%	-32.1%	

Canary Islands residents travelling to other islands (residents of each island are excluded)

	Lanzarote	Fuerteventura	Gran Canaria	Tenerife	La Gomera	La Palma	El Hierro	CANARY ISLANDS
Outbound tourism	4,220	3,590	7,293	21,989	1,714	19,525	549	58,880
Year on year variation (%)	-12.4%	-0.4%	-50.8%	-30.6%	32.0%	83.0%	-46.6%	-13.3%
Inbound tourism	4,928	3,883	25,392	19,443	3,966	885	383	58,880
Year on year variation (%)	-41.4%	-62.8%	6.7%	43.8%	-39.4%	-76.6%	-73.0%	-13.3%
Net balance	708	293	18,099	-2,546	2,252	-18,640	-166	0

Distribution by island of residence

ISLAND OF RESIDENCE	ISLAND OF STAY								CANARY ISLANDS
	Lanzarote	Fuerteventura	Gran Canaria	Tenerife	La Gomera	La Palma	El Hierro		
Lanzarote	37.4%	7.2%	4.7%	2.9%	0.0%	2.7%	2.6%	6.3%	
Fuerteventura	6.1%	46.6%	5.6%	0.3%	0.1%	1.4%	1.3%	6.1%	
Gran Canaria	19.8%	24.9%	52.1%	9.0%	1.3%	17.0%	0.0%	30.5%	
Tenerife	33.8%	17.0%	25.2%	51.6%	93.8%	30.5%	96.1%	37.4%	
La Gomera	0.9%	0.0%	1.6%	1.8%	4.1%	3.8%	0.0%	1.6%	
La Palma	1.9%	4.3%	10.6%	33.4%	0.7%	42.2%	0.0%	17.6%	
El Hierro	0.0%	0.0%	0.2%	1.0%	0.0%	2.4%	0.0%	0.5%	
CANARY ISLANDS	100%	100%	100%	100%	100%	100%	100%	100%	

Distribution by island of stay

ISLAND OF RESIDENCE	ISLAND OF STAY								CANARY ISLANDS
	Lanzarote	Fuerteventura	Gran Canaria	Tenerife	La Gomera	La Palma	El Hierro		
Lanzarote	41.1%	7.3%	34.4%	16.5%	0.0%	0.6%	0.1%	100%	
Fuerteventura	6.9%	48.6%	42.2%	1.9%	0.0%	0.3%	0.1%	100%	
Gran Canaria	4.5%	5.2%	79.1%	10.3%	0.2%	0.7%	0.0%	100%	
Tenerife	6.2%	2.9%	31.3%	48.5%	9.1%	1.1%	0.9%	100%	
La Gomera	3.9%	0.0%	45.1%	38.9%	9.0%	3.1%	0.0%	100%	
La Palma	0.7%	1.5%	28.0%	66.4%	0.1%	3.2%	0.0%	100%	
El Hierro	0.0%	0.0%	22.0%	71.2%	0.0%	6.7%	0.0%	100%	
CANARY ISLANDS	6.9%	6.4%	46.3%	35.1%	3.6%	1.3%	0.3%	100%	

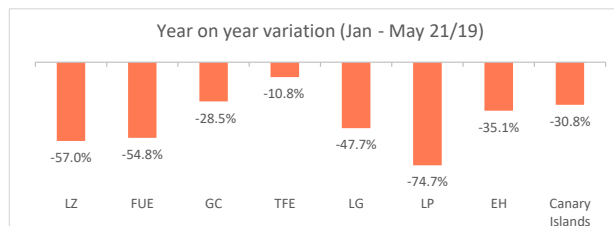
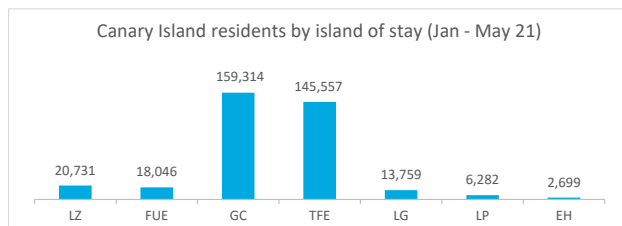
Domestic tourism

January - May 2021



Canary Islands residents staying in tourist accommodation by island of stay

	Lanzarote	Fuerteventura	Gran Canaria	Tenerife	La Gomera	La Palma	El Hierro	Canary Islands
Jan-May 2019	48,262	39,923	222,755	163,115	26,322	24,798	4,161	529,336
Jan-May 2021	20,731	18,046	159,314	145,557	13,759	6,282	2,699	366,388
% tourist of the island	40.5%	50.7%	51.2%	59.3%	4.4%	36.0%	17.7%	100%
Change, 21-19	-27,531	-21,877	-63,441	-17,558	-12,563	-18,516	-1,462	-162,948
Change, % 21-19	-57.0%	-54.8%	-28.5%	-10.8%	-47.7%	-74.7%	-35.1%	-30.8%



Canary Islands residents staying in tourist accommodation by island of residence and island of stay

ISLAND OF RESIDENCE	ISLAND OF STAY							
	Lanzarote	Fuerteventura	Gran Canaria	Tenerife	La Gomera	La Palma	El Hierro	CANARY ISLANDS
Lanzarote	8,395	1,772	11,983	4,638	2	63	10	26,863
Fuerteventura	1,618	9,143	12,454	979	9	46	5	24,254
Gran Canaria	4,272	3,599	81,594	10,082	408	1,392	50	101,397
Tenerife	5,876	2,517	38,336	86,244	12,673	1,983	2,156	149,785
La Gomera	151	93	4,228	1,856	599	361	0	7,288
La Palma	419	922	9,647	39,056	68	2,260	0	52,372
El Hierro	0	0	1,072	2,702	0	177	478	4,429
CANARY ISLANDS	20,731	18,046	159,314	145,557	13,759	6,282	2,699	366,388

Year on year variation: January - May 2021/2019

ISLAND OF RESIDENCE	ISLAND OF STAY							
	Lanzarote	Fuerteventura	Gran Canaria	Tenerife	La Gomera	La Palma	El Hierro	CANARY ISLANDS
Lanzarote	-44.2%	-19.3%	-18.7%	72.7%	-92.0%	-96.4%	-81.5%	-26.4%
Fuerteventura	-56.2%	44.0%	-32.8%	-70.7%	-57.1%	-88.5%	-96.6%	-25.3%
Gran Canaria	-73.8%	-79.3%	-42.4%	-46.7%	-59.4%	-62.3%	-94.3%	-49.2%
Tenerife	-32.2%	-74.1%	17.4%	-21.0%	-47.7%	-78.9%	-14.4%	-23.7%
La Gomera	331.4%	0.0%	867.5%	-60.1%	-14.9%	-19.4%	0.0%	16.2%
La Palma	-90.5%	-77.5%	-5.2%	117.3%	-71.7%	-74.8%	-100.0%	13.1%
El Hierro	-100.0%	-100.0%	-76.6%	-57.5%	-100.0%	19.6%	326.8%	-61.8%
CANARY ISLANDS	-57.0%	-54.8%	-28.5%	-10.8%	-47.7%	-74.7%	-35.1%	-30.8%

Canary Islands residents travelling to other islands (residents of each island are excluded)

	Lanzarote	Fuerteventura	Gran Canaria	Tenerife	La Gomera	La Palma	El Hierro	CANARY ISLANDS
Outbound tourism	18,468	15,111	19,803	63,541	6,689	50,112	3,951	177,675
Year on year variation (%)	-13.9%	-42.2%	-66.0%	-27.1%	20.2%	34.2%	-65.6%	-28.2%
Inbound tourism	12,336	8,903	77,720	59,313	13,160	4,022	2,221	177,675
Year on year variation (%)	-62.9%	-73.5%	-4.2%	10.0%	-48.6%	-74.6%	-45.1%	-28.2%
Net balance	-6,132	-6,208	57,917	-4,228	6,471	-46,090	-1,730	0

Distribution by island of residence

ISLAND OF RESIDENCE	ISLAND OF STAY							
	Lanzarote	Fuerteventura	Gran Canaria	Tenerife	La Gomera	La Palma	El Hierro	CANARY ISLANDS
Lanzarote	40.5%	9.8%	7.5%	3.2%	0.0%	1.0%	0.4%	7.3%
Fuerteventura	7.8%	50.7%	7.8%	0.7%	0.1%	0.7%	0.2%	6.6%
Gran Canaria	20.6%	19.9%	51.2%	6.9%	3.0%	22.2%	1.9%	27.7%
Tenerife	28.3%	13.9%	24.1%	59.3%	92.1%	31.6%	79.9%	40.9%
La Gomera	0.7%	0.5%	2.7%	1.3%	4.4%	5.7%	0.0%	2.0%
La Palma	2.0%	5.1%	6.1%	26.8%	0.5%	36.0%	0.0%	14.3%
El Hierro	0.0%	0.0%	0.7%	1.9%	0.0%	2.8%	17.7%	1.2%
CANARY ISLANDS	100%	100%	100%	100%	100%	100%	100%	100%

Distribution by island of stay

ISLAND OF RESIDENCE	ISLAND OF STAY							
	Lanzarote	Fuerteventura	Gran Canaria	Tenerife	La Gomera	La Palma	El Hierro	CANARY ISLANDS
Lanzarote	31.3%	6.6%	44.6%	17.3%	0.0%	0.2%	0.0%	100%
Fuerteventura	6.7%	37.7%	51.3%	4.0%	0.0%	0.2%	0.0%	100%
Gran Canaria	4.2%	3.5%	80.5%	9.9%	0.4%	1.4%	0.0%	100%
Tenerife	3.9%	1.7%	25.6%	57.6%	8.5%	1.3%	1.4%	100%
La Gomera	2.1%	1.3%	58.0%	25.5%	8.2%	5.0%	0.0%	100%
La Palma	0.8%	1.8%	18.4%	74.6%	0.1%	4.3%	0.0%	100%
El Hierro	0.0%	0.0%	24.2%	61.0%	0.0%	4.0%	10.8%	100%
CANARY ISLANDS	5.7%	4.9%	43.5%	39.7%	3.8%	1.7%	0.7%	100%