

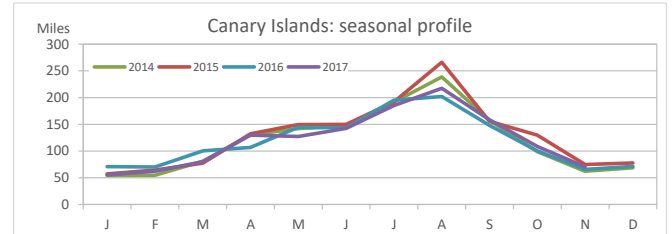
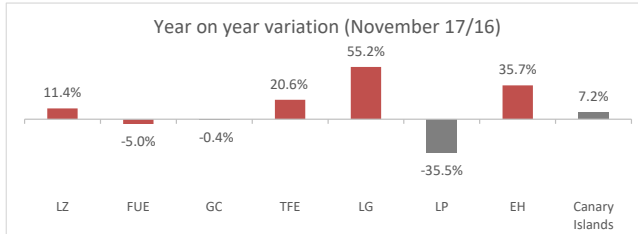
Domestic tourism

November 2017



Canary Islands residents staying in tourist accommodation by island of stay

	Lanzarote	Fuerteventura	Gran Canaria	Tenerife	La Gomera	La Palma	El Hierro	Canary Islands
November 2016	8,824	7,296	19,763	21,544	2,384	5,182	633	65,626
November 2017	9,831	6,932	19,693	25,990	3,699	3,341	859	70,345
% tourists from that island	45.8%	25.3%	65.9%	12.5%	1.1%	16.0%	0.0%	100%
Change, 17-16	1,007	-364	-70	4,446	1,315	-1,841	226	4,719
Change, % 17-16	11.4%	-5.0%	-0.4%	20.6%	55.2%	-35.5%	35.7%	7.2%



Canary Islands residents staying in tourist accommodation by island of residence and island of stay

ISLAND OF RESIDENCE	ISLAND OF STAY								CANARY ISLANDS
	Lanzarote	Fuerteventura	Gran Canaria	Tenerife	La Gomera	La Palma	El Hierro		
Lanzarote	4,505	811	1,076	1,448	0	262	0	8,102	
Fuerteventura	1,763	1,755	688	3,012	5	16	0	7,239	
Gran Canaria	2,628	3,815	12,973	5,484	253	548	210	25,911	
Tenerife	495	546	3,240	10,989	3,382	1,932	647	21,231	
La Gomera	0	0	150	1,349	40	17	0	1,556	
La Palma	439	5	1,566	3,226	19	536	2	5,793	
El Hierro	1	0	0	482	0	30	0	513	
CANARY ISLANDS	9,831	6,932	19,693	25,990	3,699	3,341	859	70,345	

Year on year variation: November 2017/2016

ISLAND OF RESIDENCE	ISLAND OF STAY								CANARY ISLANDS
	Lanzarote	Fuerteventura	Gran Canaria	Tenerife	La Gomera	La Palma	El Hierro		
Lanzarote	19.4%	-20.6%	-54.5%	127.3%	--	1915.4%	--	3.7%	
Fuerteventura	338.6%	-63.7%	-8.0%	676.3%	--	-94.1%	--	9.0%	
Gran Canaria	-23.9%	404.6%	26.6%	27.2%	190.8%	-28.4%	133.3%	31.4%	
Tenerife	-50.8%	-19.8%	-33.5%	-1.3%	72.6%	-47.7%	19.2%	-11.1%	
La Gomera	--	--	--	-13.1%	-86.0%	-66.7%	--	-17.6%	
La Palma	--	--	34.8%	-0.4%	-59.6%	44.5%	--	20.2%	
El Hierro	-99.5%	-100.0%	-100.0%	75.3%	-100.0%	36.4%	--	-40.1%	
CANARY ISLANDS	11.4%	-5.0%	-0.4%	20.6%	55.2%	-35.5%	35.7%	7.2%	

Canary Islands residents travelling to other islands (residents of each island are excluded)

	Lanzarote	Fuerteventura	Gran Canaria	Tenerife	La Gomera	La Palma	El Hierro	Canary Islands
Outbound tourism	3,597	5,484	12,938	10,242	1,516	5,257	513	39,547
Year on year variation (%)	-10.9%	203.5%	36.7%	-19.7%	-5.5%	18.2%	-40.1%	13.1%
Inbound tourism	5,326	5,177	6,720	15,001	3,659	2,805	859	39,547
Year on year variation (%)	5.5%	110.5%	-29.4%	44.2%	74.3%	-41.7%	35.7%	13.1%
Net balance	1,729	-307	-6,218	4,759	2,143	-2,452	346	0

Distribution by island of residence

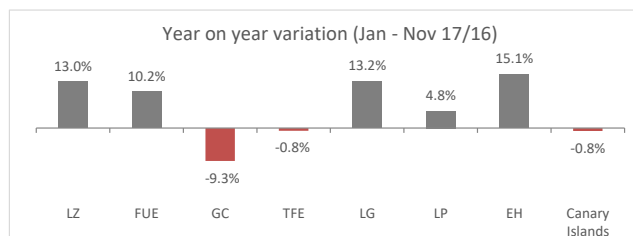
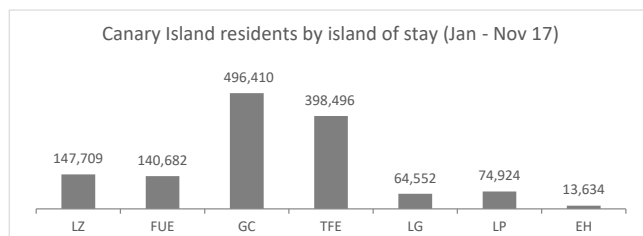
ISLAND OF RESIDENCE	ISLAND OF STAY								CANARY ISLANDS
	Lanzarote	Fuerteventura	Gran Canaria	Tenerife	La Gomera	La Palma	El Hierro		
Lanzarote	45.8%	11.7%	5.5%	5.6%	0.0%	7.8%	0.0%	11.5%	
Fuerteventura	17.9%	25.3%	3.5%	11.6%	0.1%	0.5%	0.0%	10.3%	
Gran Canaria	26.7%	55.0%	65.9%	21.1%	6.8%	16.4%	24.4%	36.8%	
Tenerife	5.0%	7.9%	16.5%	42.3%	91.4%	57.8%	75.3%	30.2%	
La Gomera	0.0%	0.0%	0.8%	5.2%	1.1%	0.5%	0.0%	2.2%	
La Palma	4.5%	0.1%	8.0%	12.4%	0.5%	16.0%	0.2%	8.2%	
El Hierro	0.0%	0.0%	0.0%	1.9%	0.0%	0.9%	0.0%	0.7%	
CANARY ISLANDS	100%	100%	100%	100%	100%	100%	100%	100%	

Distribution by island of stay

ISLAND OF RESIDENCE	ISLAND OF STAY								CANARY ISLANDS
	Lanzarote	Fuerteventura	Gran Canaria	Tenerife	La Gomera	La Palma	El Hierro		
Lanzarote	55.6%	10.0%	13.3%	17.9%	0.0%	3.2%	0.0%	100%	
Fuerteventura	24.4%	24.2%	9.5%	41.6%	0.1%	0.2%	0.0%	100%	
Gran Canaria	10.1%	14.7%	50.1%	21.2%	1.0%	2.1%	0.8%	100%	
Tenerife	2.3%	2.6%	15.3%	51.8%	15.9%	9.1%	3.0%	100%	
La Gomera	0.0%	0.0%	9.6%	86.7%	2.6%	1.1%	0.0%	100%	
La Palma	7.6%	0.1%	27.0%	55.7%	0.3%	9.3%	0.0%	100%	
El Hierro	0.2%	0.0%	0.0%	94.0%	0.0%	5.8%	0.0%	100%	
CANARY ISLANDS	14.0%	9.9%	28.0%	36.9%	5.3%	4.7%	1.2%	100%	

Canary Islands residents staying in tourist accommodation by island of stay

	Lanzarote	Fuerteventura	Gran Canaria	Tenerife	La Gomera	La Palma	El Hierro	Canary Islands
Jan-Nov 2016	130,710	127,693	547,018	401,554	57,020	71,491	11,848	1,347,334
Jan-Nov 2017	147,709	140,682	496,410	398,496	64,552	74,924	13,634	1,336,407
% turistas de la isla	3.0%	1.2%	2.6%	0.8%	0.1%	0.7%	0.0%	5%
Change, 17-16	16,999	12,989	-50,608	-3,058	7,532	3,433	1,786	-10,927
Change, % 17-16	13.0%	10.2%	-9.3%	-0.8%	13.2%	4.8%	15.1%	-0.8%



Canary Islands residents staying in tourist accommodation by island of residence and island of stay

ISLAND OF RESIDENCE	ISLAND OF STAY							CANARY ISLANDS
	Lanzarote	Fuerteventura	Gran Canaria	Tenerife	La Gomera	La Palma	El Hierro	
Lanzarote	<u>70,441</u>	15,709	31,437	7,796	188	4,349	372	130,292
Fuerteventura	11,282	<u>32,044</u>	10,695	9,116	214	1,646	83	65,080
Gran Canaria	45,706	67,570	<u>344,141</u>	66,619	4,770	14,258	5,207	548,271
Tenerife	13,678	24,237	75,995	<u>236,844</u>	55,762	44,088	6,694	457,298
La Gomera	111	7	2,276	12,691	<u>2,197</u>	1,056	567	18,905
La Palma	6,079	1,089	30,913	45,146	1,354	<u>9,193</u>	681	94,455
El Hierro	412	26	953	20,284	67	334	<u>30</u>	22,106
CANARY ISLANDS	147,709	140,682	496,410	398,496	64,552	74,924	13,634	1,336,407

Year on year variation: January - November 2017/2016

ISLAND OF RESIDENCE	ISLAND OF STAY							CANARY ISLANDS
	Lanzarote	Fuerteventura	Gran Canaria	Tenerife	La Gomera	La Palma	El Hierro	
Lanzarote	<u>21.4%</u>	53.3%	39.7%	-16.1%	-23.3%	101.2%	272.0%	27.0%
Fuerteventura	-8.0%	<u>-13.4%</u>	-48.3%	53.1%	114.0%	11.1%	-2.4%	-16.1%
Gran Canaria	24.3%	25.5%	<u>-17.7%</u>	-14.3%	24.4%	-1.6%	244.4%	-9.6%
Tenerife	-37.6%	-6.3%	33.1%	<u>-6.3%</u>	14.7%	1.6%	-31.1%	-0.4%
La Gomera	88.1%	-87.0%	101.2%	1.3%	<u>-33.1%</u>	19.6%	656.0%	4.9%
La Palma	933.8%	51.9%	33.4%	33.3%	74.0%	<u>5.7%</u>	467.5%	39.0%
El Hierro	-62.4%	271.4%	-76.4%	113.5%	-62.6%	-14.6%	<u>-87.2%</u>	43.1%
CANARY ISLANDS	13.0%	10.2%	-9.3%	-0.8%	13.2%	4.8%	15.1%	-0.8%

Canary Islands residents travelling to other islands (residents of each island are excluded)

	Lanzarote	Fuerteventura	Gran Canaria	Tenerife	La Gomera	La Palma	El Hierro	CANARY ISLANDS
Outbound tourism	59,851	33,036	204,130	220,454	16,708	85,262	22,076	641,517
Year on year variation (%)	34.4%	-18.6%	8.5%	6.7%	13.4%	43.9%	45.1%	12.7%
Inbound tourism	77,268	108,638	152,269	161,652	62,355	65,731	13,604	641,517
Year on year variation (%)	6.3%	19.8%	18.3%	8.6%	16.0%	4.7%	17.1%	12.7%
Net balance	17,417	75,602	-51,861	-58,802	45,647	-19,531	-8,472	0

Distribution by island of residence

ISLAND OF RESIDENCE	ISLAND OF STAY							CANARY ISLANDS
	Lanzarote	Fuerteventura	Gran Canaria	Tenerife	La Gomera	La Palma	El Hierro	
Lanzarote	<u>47.7%</u>	11.2%	6.3%	2.0%	0.3%	5.8%	2.7%	9.7%
Fuerteventura	7.6%	<u>22.8%</u>	2.2%	2.3%	0.3%	2.2%	0.6%	4.9%
Gran Canaria	30.9%	48.0%	<u>69.3%</u>	16.7%	7.4%	19.0%	38.2%	41.0%
Tenerife	9.3%	17.2%	15.3%	<u>59.4%</u>	86.4%	58.8%	49.1%	34.2%
La Gomera	0.1%	0.0%	0.5%	3.2%	<u>3.4%</u>	1.4%	4.2%	1.4%
La Palma	4.1%	0.8%	6.2%	11.3%	2.1%	<u>12.3%</u>	5.0%	7.1%
El Hierro	0.3%	0.0%	0.2%	5.1%	0.1%	0.4%	<u>0.2%</u>	1.7%
CANARY ISLANDS	100%	100%	100%	100%	100%	100%	100%	100%

Distribution by island of stay

ISLAND OF RESIDENCE	ISLAND OF STAY							CANARY ISLANDS
	Lanzarote	Fuerteventura	Gran Canaria	Tenerife	La Gomera	La Palma	El Hierro	
Lanzarote	<u>54.1%</u>	12.1%	24.1%	6.0%	0.1%	3.3%	0.3%	100%
Fuerteventura	17.3%	<u>49.2%</u>	16.4%	14.0%	0.3%	2.5%	0.1%	100%
Gran Canaria	8.3%	12.3%	<u>62.8%</u>	12.2%	0.9%	2.6%	0.9%	100%
Tenerife	3.0%	5.3%	16.6%	<u>51.8%</u>	12.2%	9.6%	1.5%	100%
La Gomera	0.6%	0.0%	12.0%	67.1%	<u>11.6%</u>	5.6%	3.0%	100%
La Palma	6.4%	1.2%	32.7%	47.8%	1.4%	<u>9.7%</u>	0.7%	100%
El Hierro	1.9%	0.1%	4.3%	91.8%	0.3%	1.5%	<u>0.1%</u>	100%
CANARY ISLANDS	11.1%	10.5%	37.1%	29.8%	4.8%	5.6%	1.0%	100%