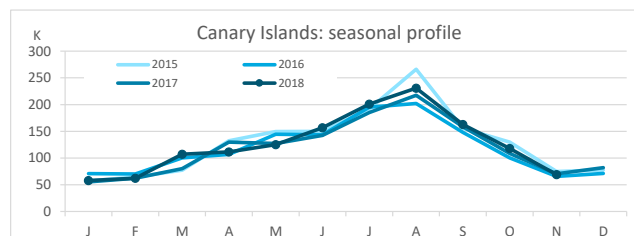
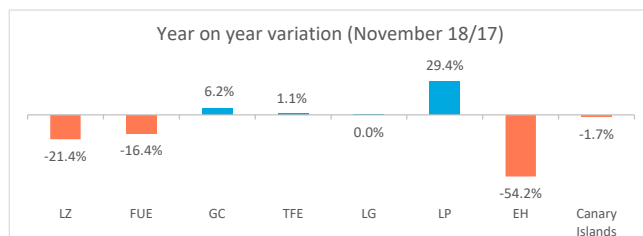


Domestic tourism

November 2018

Canary Islands residents staying in tourist accommodation by island of stay

	Lanzarote	Fuerteventura	Gran Canaria	Tenerife	La Gomera	La Palma	El Hierro	Canary Islands
November 2017	9,831	6,932	19,693	25,990	3,699	3,341	859	70,345
November 2018	7,728	5,796	20,905	26,277	3,698	4,322	393	69,119
% residents in the island	39.3%	3.8%	61.3%	16.6%	65.3%	27.0%	25.4%	100%
Change, 18-17	-2,103	-1,136	1,212	287	-1	981	-466	-1,226
Change, % 18-17	-21.4%	-16.4%	6.2%	1.1%	0.0%	29.4%	-54.2%	-1.7%



Canary Islands residents staying in tourist accommodation by island of residence and island of stay

ISLAND OF RESIDENCE	ISLAND OF STAY							
	Lanzarote	Fuerteventura	Gran Canaria	Tenerife	La Gomera	La Palma	El Hierro	CANARY ISLANDS
Lanzarote	3,037	322	1,385	1,433	0	22	0	6,199
Fuerteventura	292	222	845	224	5	15	0	1,603
Gran Canaria	2,670	3,608	12,817	4,369	148	1,262	0	24,874
Tenerife	1,071	925	4,369	15,151	1,108	1,846	209	24,679
La Gomera	0	15	376	1,303	2,414	5	0	4,113
La Palma	658	697	893	3,166	17	1,169	84	6,684
El Hierro	0	7	220	631	6	3	100	967
CANARY ISLANDS	7,728	5,796	20,905	26,277	3,698	4,322	393	69,119

Year on year variation: November 2018/2017

ISLAND OF RESIDENCE	ISLAND OF STAY							
	Lanzarote	Fuerteventura	Gran Canaria	Tenerife	La Gomera	La Palma	El Hierro	CANARY ISLANDS
Lanzarote	-32.6%	-60.3%	28.7%	-1.0%	--	-91.6%	--	-23.5%
Fuerteventura	-83.4%	-87.4%	22.8%	-92.6%	0.0%	-6.3%	--	-77.9%
Gran Canaria	1.6%	-5.4%	-1.2%	-20.3%	-41.5%	130.3%	-100.0%	-4.0%
Tenerife	116.4%	69.4%	34.8%	37.9%	-67.2%	-4.5%	-67.7%	16.2%
La Gomera	--	--	150.7%	-3.4%	5935.0%	-70.6%	--	164.3%
La Palma	49.9%	13840.0%	-43.0%	-1.9%	-10.5%	118.1%	4100.0%	15.4%
El Hierro	-100.0%	--	--	30.9%	--	-90.0%	--	88.5%
CANARY ISLANDS	-21.4%	-16.4%	6.2%	1.1%	0.0%	29.4%	-54.2%	-1.7%

Canary Islands residents travelling to other islands (residents of each island are excluded)

	Lanzarote	Fuerteventura	Gran Canaria	Tenerife	La Gomera	La Palma	El Hierro	CANARY ISLANDS
Outbound tourism	3,162	1,381	12,057	9,528	1,699	5,515	867	34,209
Year on year variation (%)	-12.1%	-74.8%	-6.8%	-7.0%	12.1%	4.9%	69.0%	-13.5%
Inbound tourism	4,691	5,574	8,088	11,126	1,284	3,153	293	34,209
Year on year variation (%)	-11.9%	7.7%	20.4%	-25.8%	-64.9%	12.4%	-65.9%	-13.5%
Net balance	1,529	4,193	-3,969	1,598	-415	-2,362	-574	0

Distribution by island of residence

ISLAND OF RESIDENCE	ISLAND OF STAY							
	Lanzarote	Fuerteventura	Gran Canaria	Tenerife	La Gomera	La Palma	El Hierro	CANARY ISLANDS
Lanzarote	39.3%	5.6%	6.6%	5.5%	0.0%	0.5%	0.0%	9.0%
Fuerteventura	3.8%	3.8%	4.0%	0.9%	0.1%	0.3%	0.0%	2.3%
Gran Canaria	34.5%	62.2%	61.3%	16.6%	4.0%	29.2%	0.0%	36.0%
Tenerife	13.9%	16.0%	20.9%	57.7%	30.0%	42.7%	53.2%	35.7%
La Gomera	0.0%	0.3%	1.8%	5.0%	65.3%	0.1%	0.0%	6.0%
La Palma	8.5%	12.0%	4.3%	12.0%	0.5%	27.0%	21.4%	9.7%
El Hierro	0.0%	0.1%	1.1%	2.4%	0.2%	0.1%	25.4%	1.4%
CANARY ISLANDS	100%	100%	100%	100%	100%	100%	100%	100%

Distribution by island of stay

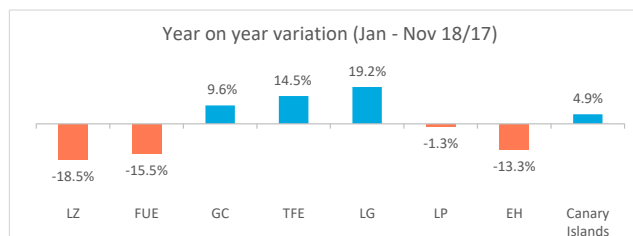
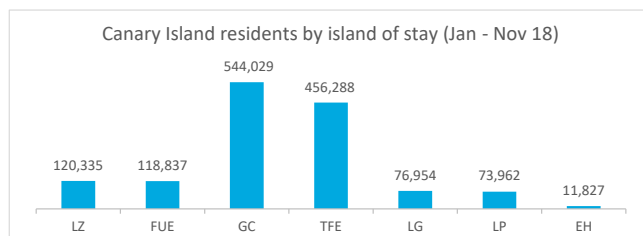
ISLAND OF RESIDENCE	ISLAND OF STAY							
	Lanzarote	Fuerteventura	Gran Canaria	Tenerife	La Gomera	La Palma	El Hierro	CANARY ISLANDS
Lanzarote	49.0%	5.2%	22.3%	23.1%	0.0%	0.4%	0.0%	100%
Fuerteventura	18.2%	13.8%	52.7%	14.0%	0.3%	0.9%	0.0%	100%
Gran Canaria	10.7%	14.5%	51.5%	17.6%	0.6%	5.1%	0.0%	100%
Tenerife	4.3%	3.7%	17.7%	61.4%	4.5%	7.5%	0.8%	100%
La Gomera	0.0%	0.4%	9.1%	31.7%	58.7%	0.1%	0.0%	100%
La Palma	9.8%	10.4%	13.4%	47.4%	0.3%	17.5%	1.3%	100%
El Hierro	0.0%	0.7%	22.8%	65.3%	0.6%	0.3%	10.3%	100%
CANARY ISLANDS	11.2%	8.4%	30.2%	38.0%	5.4%	6.3%	0.6%	100%

Domestic tourism January - November 2018



Canary Islands residents staying in tourist accommodation by island of stay

	Lanzarote	Fuerteventura	Gran Canaria	Tenerife	La Gomera	La Palma	El Hierro	Canary Islands
Jan-Nov 2017	147,709	140,682	496,410	398,496	64,552	74,924	13,634	1,336,407
Jan-Nov 2018	120,335	118,837	544,029	456,288	76,954	73,962	11,827	1,402,232
% tourist of the island	44.2%	23.5%	73.5%	14.6%	54.9%	34.0%	8.5%	100%
Change, 18-17	-27,374	-21,845	47,619	57,792	12,402	-962	-1,807	65,825
Change, % 18-17	-18.5%	-15.5%	9.6%	14.5%	19.2%	-1.3%	-13.3%	4.9%



Canary Islands residents staying in tourist accommodation by island of residence and island of stay

ISLAND OF RESIDENCE	ISLAND OF STAY							
	Lanzarote	Fuerteventura	Gran Canaria	Tenerife	La Gomera	La Palma	El Hierro	CANARY ISLANDS
Lanzarote	53,213	10,262	33,501	13,700	156	4,244	285	115,361
Fuerteventura	9,522	27,977	11,759	4,048	120	2,800	84	56,310
Gran Canaria	34,596	54,637	399,944	86,764	4,474	13,373	1,549	595,337
Tenerife	19,610	22,296	66,739	282,628	28,310	21,185	7,442	448,210
La Gomera	104	44	3,963	11,116	42,234	4,644	146	62,251
La Palma	2,825	3,612	25,657	47,653	806	25,181	1,318	107,052
El Hierro	465	9	2,466	10,379	854	2,535	1,003	17,711
CANARY ISLANDS	120,335	118,837	544,029	456,288	76,954	73,962	11,827	1,402,232

Year on year variation: January - November 2018/2017

ISLAND OF RESIDENCE	ISLAND OF STAY							
	Lanzarote	Fuerteventura	Gran Canaria	Tenerife	La Gomera	La Palma	El Hierro	CANARY ISLANDS
Lanzarote	-24.5%	-34.7%	6.6%	75.7%	-17.0%	-2.4%	-23.4%	-11.5%
Fuerteventura	-15.6%	-12.7%	9.9%	-55.6%	-43.9%	70.1%	1.2%	-13.5%
Gran Canaria	-24.3%	-19.1%	16.2%	30.2%	-6.2%	-6.2%	-70.3%	8.6%
Tenerife	43.4%	-8.0%	-12.2%	19.3%	-49.2%	-51.9%	11.2%	-2.0%
La Gomera	-6.3%	528.6%	74.1%	-12.4%	1822.3%	339.8%	-74.3%	229.3%
La Palma	-53.5%	231.7%	-17.0%	5.6%	-40.5%	173.9%	93.5%	13.3%
El Hierro	12.9%	-65.4%	158.8%	-48.8%	1174.6%	659.0%	3243.3%	-19.9%
CANARY ISLANDS	-18.5%	-15.5%	9.6%	14.5%	19.2%	-1.3%	-13.3%	4.9%

Canary Islands residents travelling to other islands (residents of each island are excluded)

	Lanzarote	Fuerteventura	Gran Canaria	Tenerife	La Gomera	La Palma	El Hierro	CANARY ISLANDS
Outbound tourism	62,148	28,333	195,393	165,582	20,017	81,871	16,708	570,052
Year on year variation (%)	3.8%	-14.2%	-4.3%	-24.9%	19.8%	-4.0%	-24.3%	-11.1%
Inbound tourism	67,122	90,860	144,085	173,660	34,720	48,781	10,824	570,052
Year on year variation (%)	-13.1%	-16.4%	-5.4%	7.4%	-44.3%	-25.8%	-20.4%	-11.1%
Net balance	4,974	62,527	-51,308	8,078	14,703	-33,090	-5,884	0

Distribution by island of residence

ISLAND OF RESIDENCE	ISLAND OF STAY							
	Lanzarote	Fuerteventura	Gran Canaria	Tenerife	La Gomera	La Palma	El Hierro	CANARY ISLANDS
Lanzarote	44.2%	8.6%	6.2%	3.0%	0.2%	5.7%	2.4%	8.2%
Fuerteventura	7.9%	23.5%	2.2%	0.9%	0.2%	3.8%	0.7%	4.0%
Gran Canaria	28.7%	46.0%	73.5%	19.0%	5.8%	18.1%	13.1%	42.5%
Tenerife	16.3%	18.8%	12.3%	61.9%	36.8%	28.6%	62.9%	32.0%
La Gomera	0.1%	0.0%	0.7%	2.4%	54.9%	6.3%	1.2%	4.4%
La Palma	2.3%	3.0%	4.7%	10.4%	1.0%	34.0%	11.1%	7.6%
El Hierro	0.4%	0.0%	0.5%	2.3%	1.1%	3.4%	8.5%	1.3%
CANARY ISLANDS	100%	100%	100%	100%	100%	100%	100%	100%

Distribution by island of stay

ISLAND OF RESIDENCE	ISLAND OF STAY							
	Lanzarote	Fuerteventura	Gran Canaria	Tenerife	La Gomera	La Palma	El Hierro	CANARY ISLANDS
Lanzarote	46.1%	8.9%	29.0%	11.9%	0.1%	3.7%	0.2%	100%
Fuerteventura	16.9%	49.7%	20.9%	7.2%	0.2%	5.0%	0.1%	100%
Gran Canaria	5.8%	9.2%	67.2%	14.6%	0.8%	2.2%	0.3%	100%
Tenerife	4.4%	5.0%	14.9%	63.1%	6.3%	4.7%	1.7%	100%
La Gomera	0.2%	0.1%	6.4%	17.9%	67.8%	7.5%	0.2%	100%
La Palma	2.6%	3.4%	24.0%	44.5%	0.8%	23.5%	1.2%	100%
El Hierro	2.6%	0.1%	13.9%	58.6%	4.8%	14.3%	5.7%	100%
CANARY ISLANDS	8.6%	8.5%	38.8%	32.5%	5.5%	5.3%	0.8%	100%