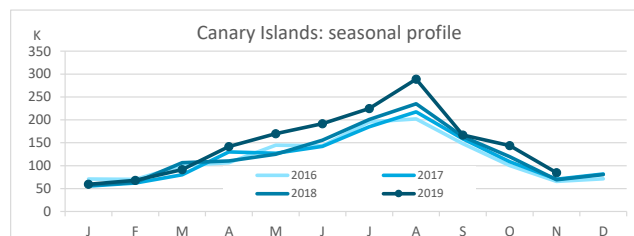
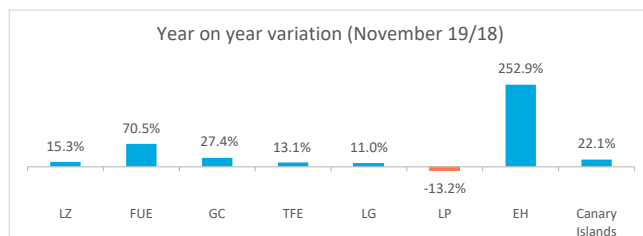


Domestic tourism

November 2019

Canary Islands residents staying in tourist accommodation by island of stay

| | Lanzarote | Fuerteventura | Gran Canaria | Tenerife | La Gomera | La Palma | El Hierro | Canary Islands |
|---------------------------|-----------|---------------|--------------|----------|-----------|----------|-----------|----------------|
| November 2018 | 7,728 | 5,796 | 20,973 | 26,320 | 3,698 | 4,322 | 393 | 69,230 |
| November 2019 | 8,914 | 9,883 | 26,728 | 29,763 | 4,106 | 3,753 | 1,387 | 84,534 |
| % residents in the island | 23.8% | 26.0% | 64.3% | 16.6% | 2.4% | 41.2% | 2.7% | 100% |
| Change, 19-18 | 1,186 | 4,087 | 5,755 | 3,443 | 408 | -569 | 994 | 15,304 |
| Change, % 19-18 | 15.3% | 70.5% | 27.4% | 13.1% | 11.0% | -13.2% | 252.9% | 22.1% |



Canary Islands residents staying in tourist accommodation by island of residence and island of stay

| ISLAND OF RESIDENCE | ISLAND OF STAY | | | | | | | | CANARY ISLANDS |
|---------------------|----------------|---------------|--------------|----------|-----------|----------|-----------|--|----------------|
| | Lanzarote | Fuerteventura | Gran Canaria | Tenerife | La Gomera | La Palma | El Hierro | | |
| Lanzarote | 2,124 | 37 | 1,446 | 432 | 25 | 331 | 66 | | 4,461 |
| Fuerteventura | 285 | 2,574 | 1,225 | 324 | 2 | 25 | 0 | | 4,435 |
| Gran Canaria | 4,578 | 4,609 | 17,183 | 4,716 | 117 | 642 | 231 | | 32,076 |
| Tenerife | 1,354 | 2,339 | 4,948 | 19,291 | 3,808 | 1,139 | 893 | | 33,772 |
| La Gomera | 36 | 0 | 1,054 | 1,025 | 98 | 51 | 28 | | 2,292 |
| La Palma | 407 | 233 | 832 | 3,664 | 56 | 1,545 | 131 | | 6,868 |
| El Hierro | 130 | 91 | 40 | 311 | 0 | 20 | 38 | | 630 |
| CANARY ISLANDS | 8,914 | 9,883 | 26,728 | 29,763 | 4,106 | 3,753 | 1,387 | | 84,534 |

Year on year variation: November 2019/2018

| ISLAND OF RESIDENCE | ISLAND OF STAY | | | | | | | | CANARY ISLANDS |
|---------------------|----------------|---------------|--------------|----------|-----------|----------|-----------|--|----------------|
| | Lanzarote | Fuerteventura | Gran Canaria | Tenerife | La Gomera | La Palma | El Hierro | | |
| Lanzarote | -30.1% | -88.5% | 7.3% | -70.6% | -- | 1404.5% | -- | | -28.0% |
| Fuerteventura | -2.4% | 1059.5% | 53.3% | 44.6% | -60.0% | 66.7% | -- | | 184.8% |
| Gran Canaria | 71.5% | 27.7% | 33.4% | 8.1% | -20.9% | -49.1% | -- | | 28.7% |
| Tenerife | 26.4% | 152.9% | 11.9% | 27.2% | 11.8% | -38.3% | 327.3% | | 24.9% |
| La Gomera | -- | -100.0% | 180.3% | -21.3% | -14.8% | 920.0% | -- | | 26.4% |
| La Palma | -38.1% | -66.6% | -4.9% | 15.7% | 229.4% | 32.2% | 56.0% | | 3.0% |
| El Hierro | -- | 1200.0% | -85.5% | -50.7% | -100.0% | 566.7% | -62.0% | | -38.4% |
| CANARY ISLANDS | 15.3% | 70.5% | 27.4% | 13.1% | 11.0% | -13.2% | 252.9% | | 22.1% |

Canary Islands residents travelling to other islands (residents of each island are excluded)

| | Lanzarote | Fuerteventura | Gran Canaria | Tenerife | La Gomera | La Palma | El Hierro | Canary Islands |
|----------------------------|-----------|---------------|--------------|----------|-----------|----------|-----------|----------------|
| Outbound tourism | 2,337 | 1,861 | 14,893 | 14,481 | 2,194 | 5,323 | 592 | 41,681 |
| Year on year variation (%) | -26.1% | 39.4% | 23.6% | 21.9% | 29.1% | -3.2% | -35.9% | 14.1% |
| Inbound tourism | 6,790 | 7,309 | 9,545 | 10,472 | 4,008 | 2,208 | 1,349 | 41,681 |
| Year on year variation (%) | 44.7% | 31.1% | 17.9% | -6.1% | 11.9% | -30.0% | 360.4% | 14.1% |
| Net balance | 4,453 | 5,448 | -5,348 | -4,009 | 1,814 | -3,115 | 757 | 0 |

Distribution by island of residence

| ISLAND OF RESIDENCE | ISLAND OF STAY | | | | | | | | CANARY ISLANDS |
|---------------------|----------------|---------------|--------------|----------|-----------|----------|-----------|--|----------------|
| | Lanzarote | Fuerteventura | Gran Canaria | Tenerife | La Gomera | La Palma | El Hierro | | |
| Lanzarote | 23.8% | 0.4% | 5.4% | 1.5% | 0.6% | 8.8% | 4.8% | | 5.3% |
| Fuerteventura | 3.2% | 26.0% | 4.6% | 1.1% | 0.0% | 0.7% | 0.0% | | 5.2% |
| Gran Canaria | 51.4% | 46.6% | 64.3% | 15.8% | 2.8% | 17.1% | 16.7% | | 37.9% |
| Tenerife | 15.2% | 23.7% | 18.5% | 64.8% | 92.7% | 30.3% | 64.4% | | 40.0% |
| La Gomera | 0.4% | 0.0% | 3.9% | 3.4% | 2.4% | 1.4% | 2.0% | | 2.7% |
| La Palma | 4.6% | 2.4% | 3.1% | 12.3% | 1.4% | 41.2% | 9.4% | | 8.1% |
| El Hierro | 1.5% | 0.9% | 0.1% | 1.0% | 0.0% | 0.5% | 2.7% | | 0.7% |
| CANARY ISLANDS | 100% | 100% | 100% | 100% | 100% | 100% | 100% | | 100% |

Distribution by island of stay

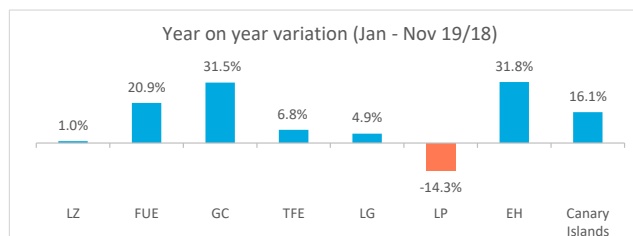
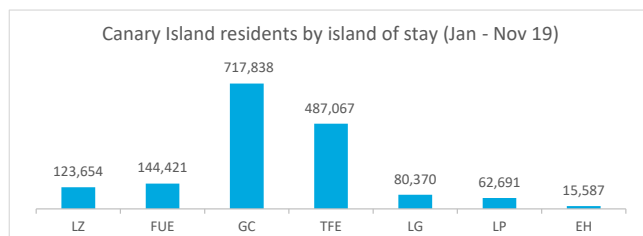
| ISLAND OF RESIDENCE | ISLAND OF STAY | | | | | | | | CANARY ISLANDS |
|---------------------|----------------|---------------|--------------|----------|-----------|----------|-----------|--|----------------|
| | Lanzarote | Fuerteventura | Gran Canaria | Tenerife | La Gomera | La Palma | El Hierro | | |
| Lanzarote | 47.6% | 0.8% | 32.4% | 9.7% | 0.6% | 7.4% | 1.5% | | 100% |
| Fuerteventura | 6.4% | 58.0% | 27.6% | 7.3% | 0.0% | 0.6% | 0.0% | | 100% |
| Gran Canaria | 14.3% | 14.4% | 53.6% | 14.7% | 0.4% | 2.0% | 0.7% | | 100% |
| Tenerife | 4.0% | 6.9% | 14.7% | 57.1% | 11.3% | 3.4% | 2.6% | | 100% |
| La Gomera | 1.6% | 0.0% | 46.0% | 44.7% | 4.3% | 2.2% | 1.2% | | 100% |
| La Palma | 5.9% | 3.4% | 12.1% | 53.3% | 0.8% | 22.5% | 1.9% | | 100% |
| El Hierro | 20.6% | 14.4% | 6.3% | 49.4% | 0.0% | 3.2% | 6.0% | | 100% |
| CANARY ISLANDS | 10.5% | 11.7% | 31.6% | 35.2% | 4.9% | 4.4% | 1.6% | | 100% |

Domestic tourism January - November 2019



Canary Islands residents staying in tourist accommodation by island of stay

| | Lanzarote | Fuerteventura | Gran Canaria | Tenerife | La Gomera | La Palma | El Hierro | Canary Islands |
|-------------------------|-----------|---------------|--------------|----------|-----------|----------|-----------|----------------|
| Jan-Nov 2018 | 122,490 | 119,480 | 545,852 | 455,972 | 76,606 | 73,182 | 11,827 | 1,405,409 |
| Jan-Nov 2019 | 123,654 | 144,421 | 717,838 | 487,067 | 80,370 | 62,691 | 15,587 | 1,631,628 |
| % tourist of the island | 31.4% | 15.3% | 57.8% | 25.1% | 2.0% | 41.2% | 9.6% | 100% |
| Change, 19-18 | 1,164 | 24,941 | 171,986 | 31,095 | 3,764 | -10,491 | 3,760 | 226,219 |
| Change, % 19-18 | 1.0% | 20.9% | 31.5% | 6.8% | 4.9% | -14.3% | 31.8% | 16.1% |



Canary Islands residents staying in tourist accommodation by island of residence and island of stay

| ISLAND OF RESIDENCE | ISLAND OF STAY | | | | | | | | CANARY ISLANDS |
|-----------------------|----------------|----------------|----------------|----------------|---------------|---------------|---------------|------------------|----------------|
| | Lanzarote | Fuerteventura | Gran Canaria | Tenerife | La Gomera | La Palma | El Hierro | | |
| Lanzarote | 38,834 | 8,043 | 59,078 | 5,948 | 94 | 4,422 | 153 | 116,572 | |
| Fuerteventura | 7,945 | 22,166 | 68,266 | 6,629 | 79 | 1,737 | 151 | 106,973 | |
| Gran Canaria | 40,941 | 69,217 | 414,712 | 61,381 | 3,325 | 8,097 | 2,067 | 599,740 | |
| Tenerife | 22,870 | 34,395 | 122,495 | 318,023 | 74,335 | 20,739 | 10,774 | 603,631 | |
| La Gomera | 433 | 126 | 23,804 | 15,731 | 1,632 | 1,608 | 243 | 43,577 | |
| La Palma | 12,378 | 9,247 | 23,605 | 63,933 | 743 | 25,798 | 701 | 136,405 | |
| El Hierro | 253 | 1,227 | 5,878 | 15,422 | 162 | 290 | 1,498 | 24,730 | |
| CANARY ISLANDS | 123,654 | 144,421 | 717,838 | 487,067 | 80,370 | 62,691 | 15,587 | 1,631,628 | |

Year on year variation: January - November 2019/2018

| ISLAND OF RESIDENCE | ISLAND OF STAY | | | | | | | | CANARY ISLANDS |
|-----------------------|----------------|---------------|--------------|--------------|---------------|---------------|--------------|--------------|----------------|
| | Lanzarote | Fuerteventura | Gran Canaria | Tenerife | La Gomera | La Palma | El Hierro | | |
| Lanzarote | -27.3% | -22.2% | 79.6% | -56.8% | -39.7% | 4.7% | -46.3% | 1.3% | |
| Fuerteventura | -18.3% | -23.0% | 486.8% | 63.8% | -47.0% | -36.7% | 79.8% | 87.1% | |
| Gran Canaria | 15.5% | 27.8% | 3.7% | -29.3% | -26.4% | -38.7% | 33.4% | 0.7% | |
| Tenerife | 11.6% | 56.4% | 83.1% | 13.1% | 9.2% | -0.1% | 44.8% | 24.0% | |
| La Gomera | 316.3% | 186.4% | 489.9% | 34.9% | -20.6% | -65.4% | 66.4% | 92.1% | |
| La Palma | 338.2% | 124.0% | -15.9% | 33.1% | -7.8% | 2.9% | -46.8% | 23.7% | |
| El Hierro | -45.6% | 13533.3% | 150.8% | 48.0% | -81.0% | -88.5% | 49.4% | 40.3% | |
| CANARY ISLANDS | 1.0% | 20.9% | 31.5% | 6.8% | 4.9% | -14.3% | 31.8% | 16.1% | |

Canary Islands residents travelling to other islands (residents of each island are excluded)

| | Lanzarote | Fuerteventura | Gran Canaria | Tenerife | La Gomera | La Palma | El Hierro | Canary Islands |
|----------------------------|-----------|---------------|--------------|----------|-----------|----------|-----------|----------------|
| Outbound tourism | 77,738 | 84,807 | 185,028 | 285,608 | 41,945 | 110,607 | 23,232 | 808,965 |
| Year on year variation (%) | 26.1% | 198.8% | -5.5% | 38.9% | 103.3% | 29.9% | 39.8% | 31.8% |
| Inbound tourism | 84,820 | 122,255 | 303,126 | 169,044 | 78,738 | 36,893 | 14,089 | 808,965 |
| Year on year variation (%) | 22.8% | 34.8% | 107.8% | -3.3% | 5.6% | -23.3% | 30.2% | 31.8% |
| Net balance | 7,082 | 37,448 | 118,098 | -116,564 | 36,793 | -73,714 | -9,143 | 0 |

Distribution by island of residence

| ISLAND OF RESIDENCE | ISLAND OF STAY | | | | | | | | CANARY ISLANDS |
|-----------------------|----------------|---------------|--------------|--------------|-------------|--------------|-------------|-------------|----------------|
| | Lanzarote | Fuerteventura | Gran Canaria | Tenerife | La Gomera | La Palma | El Hierro | | |
| Lanzarote | 31.4% | 5.6% | 8.2% | 1.2% | 0.1% | 7.1% | 1.0% | 7.1% | |
| Fuerteventura | 6.4% | 15.3% | 9.5% | 1.4% | 0.1% | 2.8% | 1.0% | 6.6% | |
| Gran Canaria | 33.1% | 47.9% | 57.8% | 12.6% | 4.1% | 12.9% | 13.3% | 36.8% | |
| Tenerife | 18.5% | 23.8% | 17.1% | 65.3% | 92.5% | 33.1% | 69.1% | 37.0% | |
| La Gomera | 0.4% | 0.1% | 3.3% | 3.2% | 2.0% | 2.6% | 1.6% | 2.7% | |
| La Palma | 10.0% | 6.4% | 3.3% | 13.1% | 0.9% | 41.2% | 4.5% | 8.4% | |
| El Hierro | 0.2% | 0.8% | 0.8% | 3.2% | 0.2% | 0.5% | 9.6% | 1.5% | |
| CANARY ISLANDS | 100% | 100% | 100% | 100% | 100% | 100% | 100% | 100% | |

Distribution by island of stay

| ISLAND OF RESIDENCE | ISLAND OF STAY | | | | | | | | CANARY ISLANDS |
|-----------------------|----------------|---------------|--------------|--------------|-------------|--------------|-------------|-------------|----------------|
| | Lanzarote | Fuerteventura | Gran Canaria | Tenerife | La Gomera | La Palma | El Hierro | | |
| Lanzarote | 33.3% | 6.9% | 50.7% | 5.1% | 0.1% | 3.8% | 0.1% | 100% | |
| Fuerteventura | 7.4% | 20.7% | 63.8% | 6.2% | 0.1% | 1.6% | 0.1% | 100% | |
| Gran Canaria | 6.8% | 11.5% | 69.1% | 10.2% | 0.6% | 1.4% | 0.3% | 100% | |
| Tenerife | 3.8% | 5.7% | 20.3% | 52.7% | 12.3% | 3.4% | 1.8% | 100% | |
| La Gomera | 1.0% | 0.3% | 54.6% | 36.1% | 3.7% | 3.7% | 0.6% | 100% | |
| La Palma | 9.1% | 6.8% | 17.3% | 46.9% | 0.5% | 18.9% | 0.5% | 100% | |
| El Hierro | 1.0% | 5.0% | 23.8% | 62.4% | 0.7% | 1.2% | 6.1% | 100% | |
| CANARY ISLANDS | 7.6% | 8.9% | 44.0% | 29.9% | 4.9% | 3.8% | 1.0% | 100% | |