

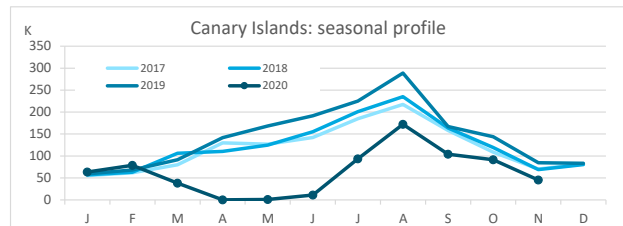
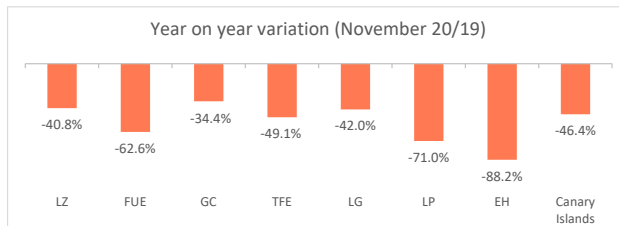
# Domestic tourism

## November 2020



### Canary Islands residents staying in tourist accommodation by island of stay

	Lanzarote	Fuerteventura	Gran Canaria	Tenerife	La Gomera	La Palma	El Hierro	Canary Islands
November 2019	8,914	9,883	26,728	29,763	4,106	3,753	1,387	84,534
November 2020	5,275	3,695	17,533	15,158	2,383	1,087	164	45,295
% residents in the island	21.8%	77.3%	65.6%	13.7%	1.1%	36.4%	0.0%	100%
Change, 20-19	-3,639	-6,188	-9,195	-14,605	-1,723	-2,666	-1,223	-39,239
Change, % 20-19	-40.8%	-62.6%	-34.4%	-49.1%	-42.0%	-71.0%	-88.2%	-46.4%



### Canary Islands residents staying in tourist accommodation by island of residence and island of stay

ISLAND OF RESIDENCE	ISLAND OF STAY								CANARY ISLANDS
	Lanzarote	Fuerteventura	Gran Canaria	Tenerife	La Gomera	La Palma	El Hierro		
Lanzarote	1,149	43	2,118	1,245	2	42	0		4,599
Fuerteventura	484	2,856	525	25	4	10	5		3,909
Gran Canaria	3,116	365	11,503	1,544	207	305	130		17,170
Tenerife	274	233	2,076	9,357	2,111	286	29		14,366
La Gomera	0	0	286	215	26	0	0		527
La Palma	252	198	917	2,456	29	396	0		4,248
El Hierro	0	0	108	316	4	48	0		476
<b>CANARY ISLANDS</b>	<b>5,275</b>	<b>3,695</b>	<b>17,533</b>	<b>15,158</b>	<b>2,383</b>	<b>1,087</b>	<b>164</b>		<b>45,295</b>

### Year on year variation: November 2020/2019

ISLAND OF RESIDENCE	ISLAND OF STAY								CANARY ISLANDS
	Lanzarote	Fuerteventura	Gran Canaria	Tenerife	La Gomera	La Palma	El Hierro		
Lanzarote	-45.9%	16.2%	46.5%	188.2%	-92.0%	-87.3%	-100.0%		3.1%
Fuerteventura	69.8%	11.0%	-57.1%	-92.3%	100.0%	-60.0%	--		-11.9%
Gran Canaria	-31.9%	-92.1%	-33.1%	-67.3%	76.9%	-52.5%	-43.7%		-46.5%
Tenerife	-79.8%	-90.0%	-58.0%	-51.5%	-44.6%	-74.9%	-96.8%		-57.5%
La Gomera	-100.0%	--	-72.9%	-79.0%	-73.5%	-100.0%	-100.0%		-77.0%
La Palma	-38.1%	-15.0%	10.2%	-33.0%	-48.2%	-74.4%	-100.0%		-38.1%
El Hierro	-100.0%	-100.0%	170.0%	1.6%	--	140.0%	-100.0%		-24.4%
<b>CANARY ISLANDS</b>	<b>-40.8%</b>	<b>-62.6%</b>	<b>-34.4%</b>	<b>-49.1%</b>	<b>-42.0%</b>	<b>-71.0%</b>	<b>-88.2%</b>		<b>-46.4%</b>

### Canary Islands residents travelling to other islands (residents of each island are excluded)

	Lanzarote	Fuerteventura	Gran Canaria	Tenerife	La Gomera	La Palma	El Hierro	Canary Islands
Outbound tourism	3,450	1,053	5,667	5,009	501	3,852	476	20,008
Year on year variation (%)	47.6%	-43.4%	-61.9%	-65.4%	-77.2%	-27.6%	-19.6%	-52.0%
Inbound tourism	4,126	839	6,030	5,801	2,357	691	164	20,008
Year on year variation (%)	-39.2%	-88.5%	-36.8%	-44.6%	-41.2%	-68.7%	-87.8%	-52.0%
Net balance	676	-214	363	792	1,856	-3,161	-312	0

### Distribution by island of residence

ISLAND OF RESIDENCE	ISLAND OF STAY								CANARY ISLANDS
	Lanzarote	Fuerteventura	Gran Canaria	Tenerife	La Gomera	La Palma	El Hierro		
Lanzarote	21.8%	1.2%	12.1%	8.2%	0.1%	3.9%	0.0%		10.2%
Fuerteventura	9.2%	77.3%	3.0%	0.2%	0.2%	0.9%	3.0%		8.6%
Gran Canaria	59.1%	9.9%	65.6%	10.2%	8.7%	28.1%	79.3%		37.9%
Tenerife	5.2%	6.3%	11.8%	61.7%	88.6%	26.3%	17.7%		31.7%
La Gomera	0.0%	0.0%	1.6%	1.4%	1.1%	0.0%	0.0%		1.2%
La Palma	4.8%	5.4%	5.2%	16.2%	1.2%	36.4%	0.0%		9.4%
El Hierro	0.0%	0.0%	0.6%	2.1%	0.2%	4.4%	0.0%		1.1%
<b>CANARY ISLANDS</b>	<b>100%</b>	<b>100%</b>	<b>100%</b>	<b>100%</b>	<b>100%</b>	<b>100%</b>	<b>100%</b>		<b>100%</b>

### Distribution by island of stay

ISLAND OF RESIDENCE	ISLAND OF STAY								CANARY ISLANDS
	Lanzarote	Fuerteventura	Gran Canaria	Tenerife	La Gomera	La Palma	El Hierro		
Lanzarote	25.0%	0.9%	46.1%	27.1%	0.0%	0.9%	0.0%		100%
Fuerteventura	12.4%	73.1%	13.4%	0.6%	0.1%	0.3%	0.1%		100%
Gran Canaria	18.1%	2.1%	67.0%	9.0%	1.2%	1.8%	0.8%		100%
Tenerife	1.9%	1.6%	14.5%	65.1%	14.7%	2.0%	0.2%		100%
La Gomera	0.0%	0.0%	54.3%	40.8%	4.9%	0.0%	0.0%		100%
La Palma	5.9%	4.7%	21.6%	57.8%	0.7%	9.3%	0.0%		100%
El Hierro	0.0%	0.0%	22.7%	66.4%	0.8%	10.1%	0.0%		100%
<b>CANARY ISLANDS</b>	<b>11.6%</b>	<b>8.2%</b>	<b>38.7%</b>	<b>33.5%</b>	<b>5.3%</b>	<b>2.4%</b>	<b>0.4%</b>		<b>100%</b>

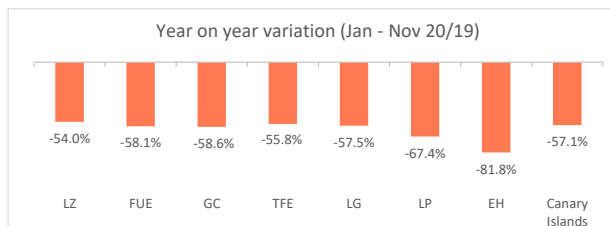
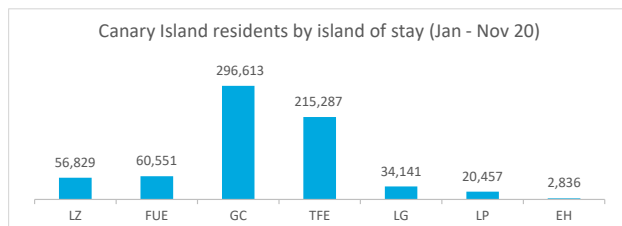
# Domestic tourism

## January - November 2020



### Canary Islands residents staying in tourist accommodation by island of stay

	Lanzarote	Fuerteventura	Gran Canaria	Tenerife	La Gomera	La Palma	El Hierro	Canary Islands
Jan-Nov 2019	123,603	144,421	716,382	487,067	80,370	62,691	15,587	1,630,121
Jan-Nov 2020	56,829	60,551	296,613	215,287	34,141	20,457	2,836	698,858
% tourist of the island	27.7%	44.1%	70.4%	19.6%	2.3%	30.3%	4.0%	100%
Change, 20-19	-66,774	-83,870	-419,769	-271,780	-46,229	-42,234	-12,751	-931,263
Change, % 20-19	-54.0%	-58.1%	-58.6%	-55.8%	-57.5%	-67.4%	-81.8%	-57.1%



### Canary Islands residents staying in tourist accommodation by island of residence and island of stay

ISLAND OF RESIDENCE	ISLAND OF STAY								CANARY ISLANDS
	Lanzarote	Fuerteventura	Gran Canaria	Tenerife	La Gomera	La Palma	El Hierro		
Lanzarote	<b>15,733</b>	3,255	12,185	4,666	64	485	0		37,199
Fuerteventura	7,069	<b>26,722</b>	16,603	2,202	187	791	11		53,974
Gran Canaria	21,222	10,785	<b>208,752</b>	20,977	2,534	4,575	787		274,295
Tenerife	8,639	14,346	42,217	<b>153,071</b>	29,950	7,208	1,422		261,602
La Gomera	37	533	5,436	4,882	<b>785</b>	405	32		12,308
La Palma	4,012	4,775	10,840	24,222	569	<b>6,203</b>	471		52,050
El Hierro	117	135	580	5,267	52	790	<b>113</b>		7,232
<b>CANARY ISLANDS</b>	<b>56,829</b>	<b>60,551</b>	<b>296,613</b>	<b>215,287</b>	<b>34,141</b>	<b>20,457</b>	<b>2,836</b>		<b>698,858</b>

### Year on year variation: January - November 2020/2019

ISLAND OF RESIDENCE	ISLAND OF STAY								CANARY ISLANDS
	Lanzarote	Fuerteventura	Gran Canaria	Tenerife	La Gomera	La Palma	El Hierro		
Lanzarote	<b>-59.5%</b>	-59.5%	-79.4%	-21.6%	-31.9%	-89.0%	-100.0%		-68.1%
Fuerteventura	-11.0%	<b>20.6%</b>	-75.7%	-66.8%	136.7%	-54.5%	-92.7%		-49.5%
Gran Canaria	-48.1%	-84.4%	<b>-49.7%</b>	-65.8%	-23.8%	-43.5%	-61.9%		-54.3%
Tenerife	-62.2%	-58.3%	-65.1%	<b>-51.9%</b>	-59.7%	-65.2%	-86.8%		-56.6%
La Gomera	-91.5%	323.0%	-77.2%	-69.0%	<b>-51.9%</b>	-74.8%	-86.8%		-71.8%
La Palma	-67.6%	-48.4%	-54.1%	-62.1%	-23.4%	<b>-76.0%</b>	-32.8%		-61.8%
El Hierro	-53.8%	-89.0%	-90.1%	-65.8%	-67.9%	172.4%	<b>-92.5%</b>		-70.8%
<b>CANARY ISLANDS</b>	<b>-54.0%</b>	<b>-58.1%</b>	<b>-58.6%</b>	<b>-55.8%</b>	<b>-57.5%</b>	<b>-67.4%</b>	<b>-81.8%</b>		<b>-57.1%</b>

### Canary Islands residents travelling to other islands (residents of each island are excluded)

	Lanzarote	Fuerteventura	Gran Canaria	Tenerife	La Gomera	La Palma	El Hierro	Canary Islands
<b>Outbound tourism</b>	21,466	27,252	65,543	108,531	11,523	45,847	7,119	287,281
Year on year variation (%)	<b>-72.4%</b>	<b>-67.9%</b>	<b>-64.6%</b>	<b>-61.8%</b>	<b>-72.5%</b>	<b>-58.5%</b>	<b>-69.4%</b>	<b>-64.4%</b>
<b>Inbound tourism</b>	41,096	33,829	87,861	62,216	33,356	14,254	2,723	275,335
Year on year variation (%)	<b>-51.5%</b>	<b>-72.3%</b>	<b>-70.9%</b>	<b>-63.2%</b>	<b>-57.6%</b>	<b>-61.4%</b>	<b>-80.7%</b>	<b>-65.9%</b>
<b>Net balance</b>	19,630	6,577	22,318	<b>-46,315</b>	21,833	<b>-31,593</b>	<b>-4,396</b>	<b>-11,946</b>

### Distribution by island of residence

ISLAND OF RESIDENCE	ISLAND OF STAY								CANARY ISLANDS
	Lanzarote	Fuerteventura	Gran Canaria	Tenerife	La Gomera	La Palma	El Hierro		
Lanzarote	<b>27.7%</b>	5.4%	4.1%	2.2%	0.2%	2.4%	0.0%		5.3%
Fuerteventura	12.4%	<b>44.1%</b>	5.6%	1.0%	0.5%	3.9%	0.4%		7.7%
Gran Canaria	37.3%	17.8%	<b>70.4%</b>	9.7%	7.4%	22.4%	27.8%		39.2%
Tenerife	15.2%	23.7%	14.2%	<b>71.1%</b>	87.7%	35.2%	50.1%		37.4%
La Gomera	0.1%	0.9%	1.8%	2.3%	<b>2.3%</b>	2.0%	1.1%		1.8%
La Palma	7.1%	7.9%	3.7%	11.3%	1.7%	<b>30.3%</b>	16.6%		7.4%
El Hierro	0.2%	0.2%	0.2%	2.4%	0.2%	3.9%	<b>4.0%</b>		1.0%
<b>CANARY ISLANDS</b>	<b>100%</b>	<b>100%</b>	<b>100%</b>	<b>100%</b>	<b>100%</b>	<b>100%</b>	<b>100%</b>		<b>100%</b>

### Distribution by island of stay

ISLAND OF RESIDENCE	ISLAND OF STAY								CANARY ISLANDS
	Lanzarote	Fuerteventura	Gran Canaria	Tenerife	La Gomera	La Palma	El Hierro		
Lanzarote	<b>42.3%</b>	8.8%	32.8%	12.5%	0.2%	1.3%	0.0%		100%
Fuerteventura	13.1%	<b>49.5%</b>	30.8%	4.1%	0.3%	1.5%	0.0%		100%
Gran Canaria	7.7%	3.9%	<b>76.1%</b>	7.6%	0.9%	1.7%	0.3%		100%
Tenerife	3.3%	5.5%	16.1%	<b>58.5%</b>	11.4%	2.8%	0.5%		100%
La Gomera	0.3%	4.3%	44.2%	39.7%	<b>6.4%</b>	3.3%	0.3%		100%
La Palma	7.7%	9.2%	20.8%	46.5%	1.1%	<b>11.9%</b>	0.9%		100%
El Hierro	1.6%	1.9%	8.0%	72.8%	0.7%	10.9%	<b>1.6%</b>		100%
<b>CANARY ISLANDS</b>	<b>8.1%</b>	<b>8.7%</b>	<b>42.4%</b>	<b>30.8%</b>	<b>4.9%</b>	<b>2.9%</b>	<b>0.4%</b>		<b>100%</b>