

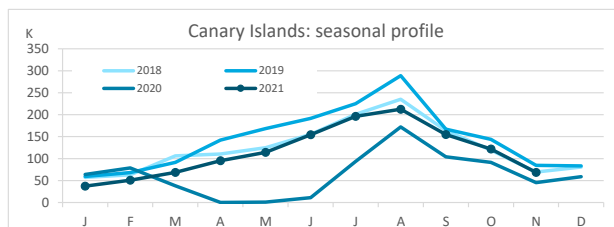
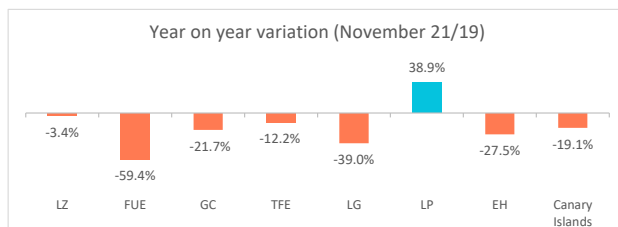
Domestic tourism

November 2021



Canary Islands residents staying in tourist accommodation by island of stay

	Lanzarote	Fuerteventura	Gran Canaria	Tenerife	La Gomera	La Palma	El Hierro	Canary Islands
November 2019	8,914	9,883	26,728	29,763	4,106	3,753	1,387	84,534
November 2021	8,610	4,008	20,931	26,139	2,505	5,212	1,006	68,411
% residents in the island	20.2%	13.3%	42.3%	38.9%	2.5%	33.7%	0.0%	100%
Change, 21-19	-304	-5,875	-5,797	-3,624	-1,601	1,459	-381	-16,123
Change, % 21-19	-3.4%	-59.4%	-21.7%	-12.2%	-39.0%	38.9%	-27.5%	-19.1%



Canary Islands residents staying in tourist accommodation by island of residence and island of stay

		ISLAND OF STAY							CANARY ISLANDS
		Lanzarote	Fuerteventura	Gran Canaria	Tenerife	La Gomera	La Palma	El Hierro	
ISLAND OF RESIDENCE	Lanzarote	1,742	156	4,764	914	6	153	0	7,735
	Fuerteventura	1,073	532	1,125	890	0	100	567	4,287
	Gran Canaria	1,632	1,902	8,861	3,810	329	1,204	82	17,820
	Tenerife	3,769	1,018	4,761	10,170	2,074	1,763	357	23,912
	La Gomera	32	0	303	641	62	117	0	1,155
	La Palma	362	400	1,042	6,962	16	1,759	0	10,541
	El Hierro	0	0	75	2,752	18	116	0	2,961
	CANARY ISLANDS	8,610	4,008	20,931	26,139	2,505	5,212	1,006	68,411

Year on year variation: November 2021/2019

		ISLAND OF STAY							CANARY ISLANDS
		Lanzarote	Fuerteventura	Gran Canaria	Tenerife	La Gomera	La Palma	El Hierro	
ISLAND OF RESIDENCE	Lanzarote	-18.0%	321.6%	229.5%	111.6%	-76.0%	-53.8%	-100.0%	73.4%
	Fuerteventura	276.5%	-79.3%	-8.2%	174.7%	-100.0%	300.0%	0.0%	-3.3%
	Gran Canaria	-64.4%	-58.7%	-48.4%	-19.2%	181.2%	87.5%	-64.5%	-44.4%
	Tenerife	178.4%	-56.5%	-3.8%	-47.3%	-45.5%	54.8%	-60.0%	-29.2%
	La Gomera	-11.1%	0.0%	-71.3%	-37.5%	-36.7%	129.4%	-100.0%	-49.6%
	La Palma	-11.1%	71.7%	25.2%	90.0%	-71.4%	13.9%	-100.0%	53.5%
	El Hierro	-100.0%	-100.0%	87.5%	784.9%	0.0%	480.0%	-100.0%	370.0%
	CANARY ISLANDS	-3.4%	-59.4%	-21.7%	-12.2%	-39.0%	38.9%	-27.5%	-19.1%

Canary Islands residents travelling to other islands (residents of each island are excluded)

	Lanzarote	Fuerteventura	Gran Canaria	Tenerife	La Gomera	La Palma	El Hierro	Canary Islands
Outbound tourism	5,993	3,755	8,959	13,742	1,093	8,782	2,961	45,285
Year on year variation (%)	156.4%	101.8%	-39.8%	-5.1%	-50.2%	65.0%	400.2%	8.6%
Inbound tourism	6,868	3,476	12,070	15,969	2,443	3,453	1,006	45,285
Year on year variation (%)	1.1%	-52.4%	26.5%	52.5%	-39.0%	56.4%	-25.4%	8.6%
Net balance	875	-279	3,111	2,227	1,350	-5,329	-1,955	0

Distribution by island of residence

		ISLAND OF STAY							CANARY ISLANDS
		Lanzarote	Fuerteventura	Gran Canaria	Tenerife	La Gomera	La Palma	El Hierro	
ISLAND OF RESIDENCE	Lanzarote	20.2%	3.9%	22.8%	3.5%	0.2%	2.9%	0.0%	11.3%
	Fuerteventura	12.5%	13.3%	5.4%	3.4%	0.0%	1.9%	56.4%	6.3%
	Gran Canaria	19.0%	47.5%	42.3%	14.6%	13.1%	23.1%	8.2%	26.0%
	Tenerife	43.8%	25.4%	22.7%	38.9%	82.8%	33.8%	35.5%	35.0%
	La Gomera	0.4%	0.0%	1.4%	2.5%	2.5%	2.2%	0.0%	1.7%
	La Palma	4.2%	10.0%	5.0%	26.6%	0.6%	33.7%	0.0%	15.4%
	El Hierro	0.0%	0.0%	0.4%	10.5%	0.7%	2.2%	0.0%	4.3%
	CANARY ISLANDS	100%	100%	100%	100%	100%	100%	100%	100%

Distribution by island of stay

		ISLAND OF STAY							CANARY ISLANDS
		Lanzarote	Fuerteventura	Gran Canaria	Tenerife	La Gomera	La Palma	El Hierro	
ISLAND OF RESIDENCE	Lanzarote	22.5%	2.0%	61.6%	11.8%	0.1%	2.0%	0.0%	100%
	Fuerteventura	25.0%	12.4%	26.2%	20.8%	0.0%	2.3%	13.2%	100%
	Gran Canaria	9.2%	10.7%	49.7%	21.4%	1.8%	6.8%	0.5%	100%
	Tenerife	15.8%	4.3%	19.9%	42.5%	8.7%	7.4%	1.5%	100%
	La Gomera	2.8%	0.0%	26.2%	55.5%	5.4%	10.1%	0.0%	100%
	La Palma	3.4%	3.8%	9.9%	66.0%	0.2%	16.7%	0.0%	100%
	El Hierro	0.0%	0.0%	2.5%	92.9%	0.6%	3.9%	0.0%	100%
	CANARY ISLANDS	12.6%	5.9%	30.6%	38.2%	3.7%	7.6%	1.5%	100%

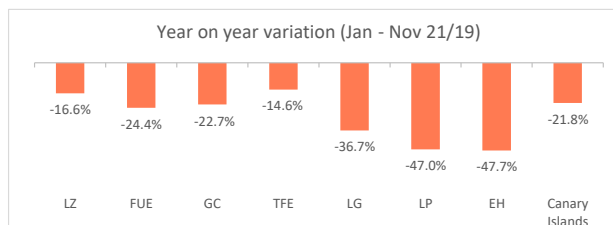
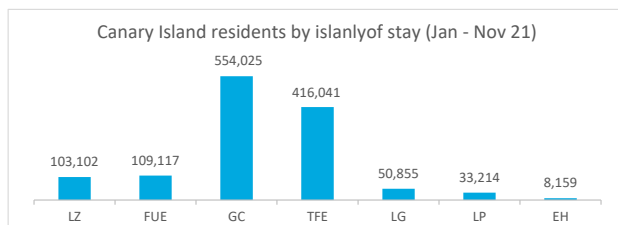
Domestic tourism

January - November 2021



Canary Islands residents staying in tourist accommodation by island of stay

	Lanzarote	Fuerteventura	Gran Canaria	Tenerife	La Gomera	La Palma	El Hierro	Canary Islands
Jan-Nov 2019	123,603	144,421	716,382	487,067	80,370	62,691	15,587	1,630,121
Jan-Nov 2021	103,102	109,117	554,025	416,041	50,855	33,214	8,159	1,274,513
% tourist of the island	25.3%	26.2%	59.1%	55.2%	3.3%	42.5%	7.5%	100%
Change, 21-19	-20,501	-35,304	-162,357	-71,026	-29,515	-29,477	-7,428	-355,608
Change, % 21-19	-16.6%	-24.4%	-22.7%	-14.6%	-36.7%	-47.0%	-47.7%	-21.8%



Canary Islands residents staying in tourist accommodation by island of residence and island of stay

ISLAND OF RESIDENCE	ISLAND OF STAY								CANARY ISLANDS
	Lanzarote	Fuerteventura	Gran Canaria	Tenerife	La Gomera	La Palma	El Hierro		
Lanzarote	26,126	8,954	56,711	15,655	231	534	535		108,746
Fuerteventura	8,479	28,605	37,494	3,599	446	870	573		80,066
Gran Canaria	24,736	35,227	327,633	40,928	5,290	7,077	1,037		441,928
Tenerife	36,462	16,442	86,013	229,482	42,361	8,568	4,717		424,045
La Gomera	516	135	4,915	8,925	1,680	1,305	0		17,476
La Palma	6,152	19,367	37,011	102,927	610	14,131	682		180,880
El Hierro	631	387	4,248	14,525	237	729	615		21,372
CANARY ISLANDS	103,102	109,117	554,025	416,041	50,855	33,214	8,159		1,274,513

Year on year variation: January - November 2021/2019

ISLAND OF RESIDENCE	ISLAND OF STAY								CANARY ISLANDS
	Lanzarote	Fuerteventura	Gran Canaria	Tenerife	La Gomera	La Palma	El Hierro		
Lanzarote	-32.7%	11.3%	-4.0%	163.2%	145.7%	-87.9%	249.7%		-6.7%
Fuerteventura	6.7%	29.0%	-45.1%	-45.7%	464.6%	-49.9%	279.5%		-25.2%
Gran Canaria	-39.6%	-49.1%	-21.0%	-33.3%	59.1%	-12.6%	-49.8%		-26.3%
Tenerife	59.6%	-52.2%	-28.9%	-27.8%	-43.0%	-58.7%	-56.2%		-29.6%
La Gomera	19.2%	7.1%	-79.4%	-43.3%	2.9%	-18.8%	-100.0%		-59.9%
La Palma	-50.3%	109.4%	56.8%	61.0%	-17.9%	-45.2%	-2.7%		32.6%
El Hierro	149.4%	-68.5%	-27.7%	-5.8%	46.3%	151.4%	-58.9%		-13.6%
CANARY ISLANDS	-16.6%	-24.4%	-22.7%	-14.6%	-36.7%	-47.0%	-47.7%		-21.8%

Canary Islands residents travelling to other islands (residents of each island are excluded)

	Lanzarote	Fuerteventura	Gran Canaria	Tenerife	La Gomera	La Palma	El Hierro	Canary Islands
Outbound tourism	82,620	51,461	114,295	194,563	15,796	166,749	20,757	646,241
Year on year variation (%)	6.3%	-39.3%	-38.2%	-31.5%	-62.3%	50.8%	-10.7%	-20.0%
Inbound tourism	76,976	80,512	226,392	186,559	49,175	19,083	7,544	646,241
Year on year variation (%)	-9.2%	-34.1%	-25.0%	10.4%	-37.5%	-48.3%	-46.5%	-20.0%
Net balance	-5,644	29,051	112,097	-8,004	33,379	-147,666	-13,213	0

Distribution by island of residence

ISLAND OF RESIDENCE	ISLAND OF STAY								CANARY ISLANDS
	Lanzarote	Fuerteventura	Gran Canaria	Tenerife	La Gomera	La Palma	El Hierro		
Lanzarote	25.3%	8.2%	10.2%	3.8%	0.5%	1.6%	6.6%		8.5%
Fuerteventura	8.2%	26.2%	6.8%	0.9%	0.9%	2.6%	7.0%		6.3%
Gran Canaria	24.0%	32.3%	59.1%	9.8%	10.4%	21.3%	12.7%		34.7%
Tenerife	35.4%	15.1%	15.5%	55.2%	83.3%	25.8%	57.8%		33.3%
La Gomera	0.5%	0.1%	0.9%	2.1%	3.3%	3.9%	0.0%		1.4%
La Palma	6.0%	17.7%	6.7%	24.7%	1.2%	42.5%	8.4%		14.2%
El Hierro	0.6%	0.4%	0.8%	3.5%	0.5%	2.2%	7.5%		1.7%
CANARY ISLANDS	100%	100%	100%	100%	100%	100%	100%		100%

Distribution by island of stay

ISLAND OF RESIDENCE	ISLAND OF STAY								CANARY ISLANDS
	Lanzarote	Fuerteventura	Gran Canaria	Tenerife	La Gomera	La Palma	El Hierro		
Lanzarote	24.0%	8.2%	52.1%	14.4%	0.2%	0.5%	0.5%		100%
Fuerteventura	10.6%	35.7%	46.8%	4.5%	0.6%	1.1%	0.7%		100%
Gran Canaria	5.6%	8.0%	74.1%	9.3%	1.2%	1.6%	0.2%		100%
Tenerife	8.6%	3.9%	20.3%	54.1%	10.0%	2.0%	1.1%		100%
La Gomera	3.0%	0.8%	28.1%	51.1%	9.6%	7.5%	0.0%		100%
La Palma	3.4%	10.7%	20.5%	56.9%	0.3%	7.8%	0.4%		100%
El Hierro	3.0%	1.8%	19.9%	68.0%	1.1%	3.4%	2.9%		100%
CANARY ISLANDS	8.1%	8.6%	43.5%	32.6%	4.0%	2.6%	0.6%		100%