

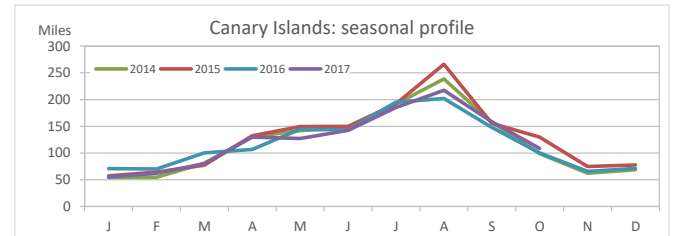
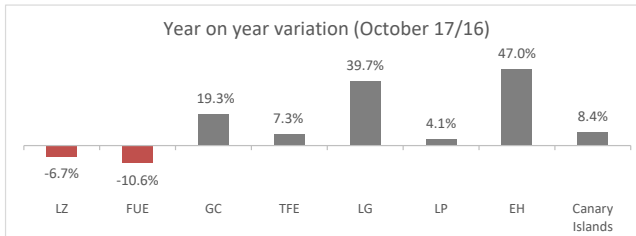
# Domestic tourism

## October 2017



### Canary Islands residents staying in tourist accommodation by island of stay

	Lanzarote	Fuerteventura	Gran Canaria	Tenerife	La Gomera	La Palma	El Hierro	Canary Islands
October 2016	12,798	13,562	29,582	32,087	4,914	6,193	1,012	100,148
October 2017	11,941	12,119	35,289	34,430	6,866	6,449	1,488	108,582
% tourists from that island	48.9%	25.2%	64.7%	12.5%	1.5%	17.0%	0.0%	100%
Change, 17-16	-857	-1,443	5,707	2,343	1,952	256	476	8,434
Change, % 17-16	-6.7%	-10.6%	19.3%	7.3%	39.7%	4.1%	47.0%	8.4%



### Canary Islands residents staying in tourist accommodation by island of residence and island of stay

		ISLAND OF STAY							CANARY ISLANDS
		Lanzarote	Fuerteventura	Gran Canaria	Tenerife	La Gomera	La Palma	El Hierro	
ISLAND OF RESIDENCE	Lanzarote	5,839	271	2,687	244	144	328	12	9,525
	Fuerteventura	1,046	3,055	684	503	6	109	29	5,432
	Gran Canaria	3,725	6,119	22,817	5,583	470	1,283	908	40,905
	Tenerife	1,005	2,644	4,292	20,619	6,049	3,493	539	38,641
	La Gomera	12	0	6	1,080	101	110	0	1,309
	La Palma	284	30	4,408	4,146	76	1,097	0	10,041
	El Hierro	30	0	395	2,255	20	29	0	2,729
	CANARY ISLANDS	11,941	12,119	35,289	34,430	6,866	6,449	1,488	108,582

### Year on year variation: October 2017/2016

		ISLAND OF STAY							CANARY ISLANDS
		Lanzarote	Fuerteventura	Gran Canaria	Tenerife	La Gomera	La Palma	El Hierro	
ISLAND OF RESIDENCE	Lanzarote	24.7%	-84.9%	-21.0%	-79.1%	--	47.1%	--	-15.5%
	Fuerteventura	-57.7%	-42.8%	-49.6%	62.8%	-62.5%	-0.9%	--	-43.4%
	Gran Canaria	-9.7%	40.4%	20.2%	-18.4%	49.2%	-0.1%	404.4%	13.3%
	Tenerife	-28.6%	92.3%	-25.9%	7.8%	45.1%	-7.2%	-35.2%	6.0%
	La Gomera	--	--	--	35.5%	-69.1%	450.0%	--	14.4%
	La Palma	151.3%	-95.6%	10395.2%	63.6%	-13.6%	38.5%	--	135.9%
	El Hierro	--	--	--	71.0%	--	1350.0%	--	106.6%
	CANARY ISLANDS	-6.7%	-10.6%	19.3%	7.3%	39.7%	4.1%	47.0%	8.4%

### Canary Islands residents travelling to other islands (residents of each island are excluded)

	Lanzarote	Fuerteventura	Gran Canaria	Tenerife	La Gomera	La Palma	El Hierro	CANARY ISLANDS
Outbound tourism	3,686	2,377	18,088	18,022	1,208	8,944	2,729	55,054
Year on year variation (%)	-44.0%	-44.2%	5.8%	3.9%	47.9%	158.2%	106.6%	8.2%
Inbound tourism	6,102	9,064	12,472	13,811	6,765	5,352	1,488	55,054
Year on year variation (%)	-24.8%	10.3%	17.7%	6.5%	47.5%	-0.9%	47.0%	8.2%
Net balance	2,416	6,687	-5,616	-4,211	5,557	-3,592	-1,241	0

### Distribution by island of residence

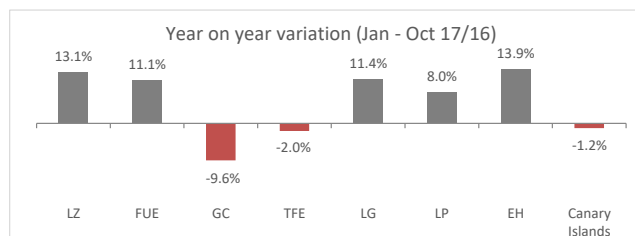
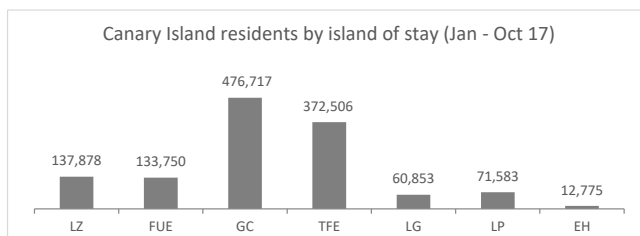
		ISLAND OF STAY							CANARY ISLANDS
		Lanzarote	Fuerteventura	Gran Canaria	Tenerife	La Gomera	La Palma	El Hierro	
ISLAND OF RESIDENCE	Lanzarote	48.9%	2.2%	7.6%	0.7%	2.1%	5.1%	0.8%	8.8%
	Fuerteventura	8.8%	25.2%	1.9%	1.5%	0.1%	1.7%	1.9%	5.0%
	Gran Canaria	31.2%	50.5%	64.7%	16.2%	6.8%	19.9%	61.0%	37.7%
	Tenerife	8.4%	21.8%	12.2%	59.9%	88.1%	54.2%	36.2%	35.6%
	La Gomera	0.1%	0.0%	0.0%	3.1%	1.5%	1.7%	0.0%	1.2%
	La Palma	2.4%	0.2%	12.5%	12.0%	1.1%	17.0%	0.0%	9.2%
	El Hierro	0.3%	0.0%	1.1%	6.5%	0.3%	0.4%	0.0%	2.5%
	CANARY ISLANDS	100%	100%	100%	100%	100%	100%	100%	100%

### Distribution by island of stay

		ISLAND OF STAY							CANARY ISLANDS
		Lanzarote	Fuerteventura	Gran Canaria	Tenerife	La Gomera	La Palma	El Hierro	
ISLAND OF RESIDENCE	Lanzarote	61.3%	2.8%	28.2%	2.6%	1.5%	3.4%	0.1%	100%
	Fuerteventura	19.3%	56.2%	12.6%	9.3%	0.1%	2.0%	0.5%	100%
	Gran Canaria	9.1%	15.0%	55.8%	13.6%	1.1%	3.1%	2.2%	100%
	Tenerife	2.6%	6.8%	11.1%	53.4%	15.7%	9.0%	1.4%	100%
	La Gomera	0.9%	0.0%	0.5%	82.5%	7.7%	8.4%	0.0%	100%
	La Palma	2.8%	0.3%	43.9%	41.3%	0.8%	10.9%	0.0%	100%
	El Hierro	1.1%	0.0%	14.5%	82.6%	0.7%	1.1%	0.0%	100%
	CANARY ISLANDS	11.0%	11.2%	32.5%	31.7%	6.3%	5.9%	1.4%	100%

## Canary Islands residents staying in tourist accommodation by island of stay

	Lanzarote	Fuerteventura	Gran Canaria	Tenerife	La Gomera	La Palma	El Hierro	Canary Islands
Jan-Oct 2016	121,886	120,397	527,255	380,010	54,636	66,309	11,215	<b>1,281,708</b>
Jan-Oct 2017	137,878	133,750	476,717	372,506	60,853	71,583	12,775	<b>1,266,062</b>
% turistas de la isla	4.2%	2.3%	4.8%	1.2%	0.2%	1.5%	0.0%	9%
Change, 17-16	15,992	13,353	-50,538	-7,504	6,217	5,274	1,560	<b>-15,646</b>
Change, % 17-16	13.1%	11.1%	-9.6%	-2.0%	11.4%	8.0%	13.9%	<b>-1.2%</b>



## Canary Islands residents staying in tourist accommodation by island of residence and island of stay

ISLAND OF RESIDENCE	ISLAND OF STAY							CANARY ISLANDS
	Lanzarote	Fuerteventura	Gran Canaria	Tenerife	La Gomera	La Palma	El Hierro	
Lanzarote	<b>65,936</b>	14,898	30,361	6,348	188	4,087	372	122,190
Fuerteventura	9,519	<b>30,289</b>	10,007	6,104	209	1,630	83	57,841
Gran Canaria	43,078	63,755	<b>331,168</b>	61,135	4,517	13,710	4,997	522,360
Tenerife	13,183	23,691	72,755	<b>225,855</b>	52,380	42,156	6,047	436,067
La Gomera	111	7	2,126	11,342	<b>2,157</b>	1,039	567	17,349
La Palma	5,640	1,084	29,347	41,920	1,335	<b>8,657</b>	679	88,662
El Hierro	411	26	953	19,802	67	304	<b>30</b>	21,593
<b>CANARY ISLANDS</b>	<b>137,878</b>	<b>133,750</b>	<b>476,717</b>	<b>372,506</b>	<b>60,853</b>	<b>71,583</b>	<b>12,775</b>	<b>1,266,062</b>

## Year on year variation: January - October 2017/2016

ISLAND OF RESIDENCE	ISLAND OF STAY							CANARY ISLANDS
	Lanzarote	Fuerteventura	Gran Canaria	Tenerife	La Gomera	La Palma	El Hierro	
Lanzarote	<b>21.5%</b>	61.5%	50.8%	<b>-26.6%</b>	<b>-23.3%</b>	90.3%	272.0%	28.9%
Fuerteventura	<b>-19.8%</b>	<b>-5.8%</b>	<b>-49.9%</b>	9.7%	109.0%	34.5%	<b>-2.4%</b>	<b>-18.5%</b>
Gran Canaria	29.3%	20.1%	<b>-18.9%</b>	<b>-16.8%</b>	20.5%	<b>-0.1%</b>	251.4%	<b>-11.0%</b>
Tenerife	<b>-36.9%</b>	<b>-5.9%</b>	39.3%	<b>-6.5%</b>	12.3%	6.2%	<b>-34.1%</b>	0.2%
La Gomera	88.1%	<b>-87.0%</b>	88.0%	3.3%	<b>-28.0%</b>	24.9%	656.0%	7.6%
La Palma	859.2%	51.2%	33.3%	36.9%	82.6%	<b>4.0%</b>	465.8%	40.5%
El Hierro	<b>-54.6%</b>	333.3%	<b>-74.1%</b>	114.7%	<b>-61.5%</b>	<b>-17.6%</b>	<b>-87.2%</b>	48.0%
<b>CANARY ISLANDS</b>	<b>13.1%</b>	<b>11.1%</b>	<b>-9.6%</b>	<b>-2.0%</b>	<b>11.4%</b>	<b>8.0%</b>	<b>13.9%</b>	<b>-1.2%</b>

## Canary Islands residents travelling to other islands (residents of each island are excluded)

	Lanzarote	Fuerteventura	Gran Canaria	Tenerife	La Gomera	La Palma	El Hierro	CANARY ISLANDS
Outbound tourism	56,254	27,552	191,192	210,212	15,192	80,005	21,563	601,970
Year on year variation (%)	38.9%	<b>-29.0%</b>	7.0%	8.4%	15.7%	46.0%	50.2%	12.7%
Inbound tourism	71,942	103,461	145,549	146,651	58,696	62,926	12,745	601,970
Year on year variation (%)	6.4%	17.2%	22.1%	5.9%	13.7%	8.5%	16.1%	12.7%
Net balance	15,688	75,909	<b>-45,643</b>	<b>-63,561</b>	43,504	<b>-17,079</b>	<b>-8,818</b>	0

## Distribution by island of residence

ISLAND OF RESIDENCE	ISLAND OF STAY							CANARY ISLANDS
	Lanzarote	Fuerteventura	Gran Canaria	Tenerife	La Gomera	La Palma	El Hierro	
Lanzarote	<b>47.8%</b>	11.1%	6.4%	1.7%	0.3%	5.7%	2.9%	9.7%
Fuerteventura	6.9%	<b>22.6%</b>	2.1%	1.6%	0.3%	2.3%	0.6%	4.6%
Gran Canaria	31.2%	47.7%	<b>69.5%</b>	16.4%	7.4%	19.2%	39.1%	41.3%
Tenerife	9.6%	17.7%	15.3%	<b>60.6%</b>	86.1%	58.9%	47.3%	34.4%
La Gomera	0.1%	0.0%	0.4%	3.0%	<b>3.5%</b>	1.5%	4.4%	1.4%
La Palma	4.1%	0.8%	6.2%	11.3%	2.2%	<b>12.1%</b>	5.3%	7.0%
El Hierro	0.3%	0.0%	0.2%	5.3%	0.1%	0.4%	<b>0.2%</b>	1.7%
<b>CANARY ISLANDS</b>	<b>100%</b>	<b>100%</b>	<b>100%</b>	<b>100%</b>	<b>100%</b>	<b>100%</b>	<b>100%</b>	<b>100%</b>

## Distribution by island of stay

ISLAND OF RESIDENCE	ISLAND OF STAY							CANARY ISLANDS
	Lanzarote	Fuerteventura	Gran Canaria	Tenerife	La Gomera	La Palma	El Hierro	
Lanzarote	<b>54.0%</b>	12.2%	24.8%	5.2%	0.2%	3.3%	0.3%	100%
Fuerteventura	16.5%	<b>52.4%</b>	17.3%	10.6%	0.4%	2.8%	0.1%	100%
Gran Canaria	8.2%	12.2%	<b>63.4%</b>	11.7%	0.9%	2.6%	1.0%	100%
Tenerife	3.0%	5.4%	16.7%	<b>51.8%</b>	12.0%	9.7%	1.4%	100%
La Gomera	0.6%	0.0%	12.3%	65.4%	<b>12.4%</b>	6.0%	3.3%	100%
La Palma	6.4%	1.2%	33.1%	47.3%	1.5%	<b>9.8%</b>	0.8%	100%
El Hierro	1.9%	0.1%	4.4%	91.7%	0.3%	1.4%	<b>0.1%</b>	100%
<b>CANARY ISLANDS</b>	<b>10.9%</b>	<b>10.6%</b>	<b>37.7%</b>	<b>29.4%</b>	<b>4.8%</b>	<b>5.7%</b>	<b>1.0%</b>	<b>100%</b>