

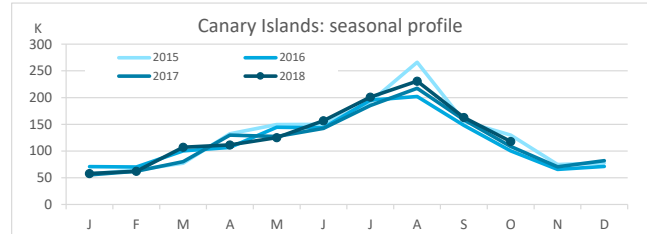
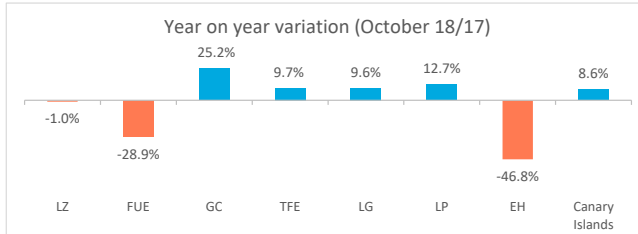
# Domestic tourism

## October 2018



### Canary Islands residents staying in tourist accommodation by island of stay

	Lanzarote	Fuerteventura	Gran Canaria	Tenerife	La Gomera	La Palma	El Hierro	Canary Islands
October 2017	11,941	12,119	35,289	34,430	6,866	6,449	1,488	108,582
October 2018	11,816	8,611	44,168	37,776	7,524	7,266	792	117,953
% residents in the island	39.3%	7.1%	69.3%	15.4%	56.9%	39.1%	15.4%	100%
Change, 18-17	-125	-3,508	8,879	3,346	658	817	-696	9,371
Change, % 18-17	-1.0%	-28.9%	25.2%	9.7%	9.6%	12.7%	-46.8%	8.6%



### Canary Islands residents staying in tourist accommodation by island of residence and island of stay

ISLAND OF RESIDENCE	ISLAND OF STAY								CANARY ISLANDS
	Lanzarote	Fuerteventura	Gran Canaria	Tenerife	La Gomera	La Palma	El Hierro		
Lanzarote	4,638	436	4,230	1,530	15	422	69		11,340
Fuerteventura	374	609	988	595	3	143	34		2,746
Gran Canaria	4,744	4,039	30,629	9,572	458	1,900	93		51,435
Tenerife	2,049	3,149	5,821	19,507	2,614	1,786	429		35,355
La Gomera	0	0	1,259	1,592	4,279	153	0		7,283
La Palma	11	378	1,204	4,543	107	2,841	45		9,129
El Hierro	0	0	37	437	48	21	122		665
CANARY ISLANDS	11,816	8,611	44,168	37,776	7,524	7,266	792		117,953

### Year on year variation: October 2018/2017

ISLAND OF RESIDENCE	ISLAND OF STAY								CANARY ISLANDS
	Lanzarote	Fuerteventura	Gran Canaria	Tenerife	La Gomera	La Palma	El Hierro		
Lanzarote	-20.6%	60.9%	57.4%	527.0%	-89.6%	28.7%	475.0%		19.1%
Fuerteventura	-64.2%	-80.1%	44.4%	18.3%	-50.0%	31.2%	17.2%		-49.4%
Gran Canaria	27.4%	-34.0%	34.2%	71.4%	-2.6%	48.1%	-89.8%		25.7%
Tenerife	103.9%	19.1%	35.6%	-5.4%	-56.8%	-48.9%	-20.4%		-8.5%
La Gomera	-100.0%	--	20883.3%	47.4%	4136.6%	39.1%	--		456.4%
La Palma	-96.1%	1160.0%	-72.7%	9.6%	40.8%	159.0%	--		-9.1%
El Hierro	-100.0%	--	-90.6%	-80.6%	140.0%	-27.6%	--		-75.6%
CANARY ISLANDS	-1.0%	-28.9%	25.2%	9.7%	9.6%	12.7%	-46.8%		8.6%

### Canary Islands residents travelling to other islands (residents of each island are excluded)

	Lanzarote	Fuerteventura	Gran Canaria	Tenerife	La Gomera	La Palma	El Hierro	Canary Islands
Outbound tourism	6,702	2,137	20,806	15,848	3,004	6,288	543	55,328
Year on year variation (%)	81.8%	-10.1%	15.0%	-12.1%	148.7%	-29.7%	-80.1%	0.5%
Inbound tourism	7,178	8,002	13,539	18,269	3,245	4,425	670	55,328
Year on year variation (%)	17.6%	-11.7%	8.6%	32.3%	-52.0%	-17.3%	-55.0%	0.5%
Net balance	476	5,865	-7,267	2,421	241	-1,863	127	0

### Distribution by island of residence

ISLAND OF RESIDENCE	ISLAND OF STAY								CANARY ISLANDS
	Lanzarote	Fuerteventura	Gran Canaria	Tenerife	La Gomera	La Palma	El Hierro		
Lanzarote	39.3%	5.1%	9.6%	4.1%	0.2%	5.8%	8.7%		9.6%
Fuerteventura	3.2%	7.1%	2.2%	1.6%	0.0%	2.0%	4.3%		2.3%
Gran Canaria	40.1%	46.9%	69.3%	25.3%	6.1%	26.1%	11.7%		43.6%
Tenerife	17.3%	36.6%	13.2%	51.6%	34.7%	24.6%	54.2%		30.0%
La Gomera	0.0%	0.0%	2.9%	4.2%	56.9%	2.1%	0.0%		6.2%
La Palma	0.1%	4.4%	2.7%	12.0%	1.4%	39.1%	5.7%		7.7%
El Hierro	0.0%	0.0%	0.1%	1.2%	0.6%	0.3%	15.4%		0.6%
CANARY ISLANDS	100%	100%	100%	100%	100%	100%	100%		100%

### Distribution by island of stay

ISLAND OF RESIDENCE	ISLAND OF STAY								CANARY ISLANDS
	Lanzarote	Fuerteventura	Gran Canaria	Tenerife	La Gomera	La Palma	El Hierro		
Lanzarote	40.9%	3.8%	37.3%	13.5%	0.1%	3.7%	0.6%		100%
Fuerteventura	13.6%	22.2%	36.0%	21.7%	0.1%	5.2%	1.2%		100%
Gran Canaria	9.2%	7.9%	59.5%	18.6%	0.9%	3.7%	0.2%		100%
Tenerife	5.8%	8.9%	16.5%	55.2%	7.4%	5.1%	1.2%		100%
La Gomera	0.0%	0.0%	17.3%	21.9%	58.8%	2.1%	0.0%		100%
La Palma	0.1%	4.1%	13.2%	49.8%	1.2%	31.1%	0.5%		100%
El Hierro	0.0%	0.0%	5.6%	65.7%	7.2%	3.2%	18.3%		100%
CANARY ISLANDS	10.0%	7.3%	37.4%	32.0%	6.4%	6.2%	0.7%		100%

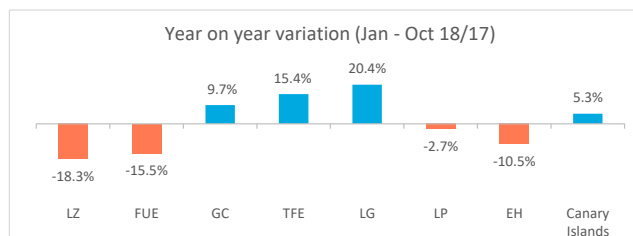
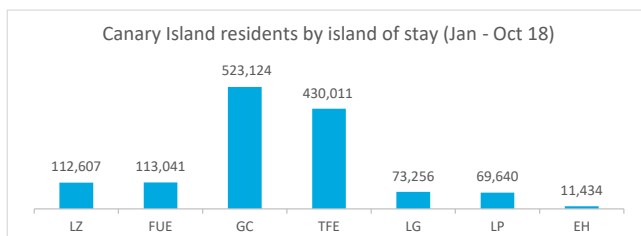
# Domestic tourism

## January - October 2018



### Canary Islands residents staying in tourist accommodation by island of stay

	Lanzarote	Fuerteventura	Gran Canaria	Tenerife	La Gomera	La Palma	El Hierro	Canary Islands
Jan-Oct 2017	137,878	133,750	476,717	372,506	60,853	71,583	12,775	1,266,062
Jan-Oct 2018	112,607	113,041	523,124	430,011	73,256	69,640	11,434	1,333,113
% tourist of the island	44.6%	24.6%	74.0%	14.5%	54.4%	34.5%	7.9%	100%
Change, 18-17	-25,271	-20,709	46,407	57,505	12,403	-1,943	-1,341	67,051
Change, % 18-17	-18.3%	-15.5%	9.7%	15.4%	20.4%	-2.7%	-10.5%	5.3%



### Canary Islands residents staying in tourist accommodation by island of residence and island of stay

ISLAND OF RESIDENCE	ISLAND OF STAY							
	Lanzarote	Fuerteventura	Gran Canaria	Tenerife	La Gomera	La Palma	El Hierro	CANARY ISLANDS
Lanzarote	<b>50,176</b>	9,940	32,116	12,267	156	4,222	285	109,162
Fuerteventura	9,230	<b>27,755</b>	10,914	3,824	115	2,785	84	54,707
Gran Canaria	31,926	51,029	<b>387,127</b>	82,395	4,326	12,111	1,549	570,463
Tenerife	18,539	21,371	62,370	<b>267,477</b>	27,202	19,339	7,233	423,531
La Gomera	104	29	3,587	9,813	<b>39,820</b>	4,639	146	58,138
La Palma	2,167	2,915	24,764	44,487	789	<b>24,012</b>	1,234	100,368
El Hierro	465	2	2,246	9,748	848	2,532	<b>903</b>	16,744
<b>CANARY ISLANDS</b>	<b>112,607</b>	<b>113,041</b>	<b>523,124</b>	<b>430,011</b>	<b>73,256</b>	<b>69,640</b>	<b>11,434</b>	<b>1,333,113</b>

### Year on year variation: January - October 2018/2017

ISLAND OF RESIDENCE	ISLAND OF STAY							
	Lanzarote	Fuerteventura	Gran Canaria	Tenerife	La Gomera	La Palma	El Hierro	CANARY ISLANDS
Lanzarote	<b>-23.9%</b>	-33.3%	5.8%	93.2%	-17.0%	3.3%	-23.4%	-10.7%
Fuerteventura	-3.0%	<b>-8.4%</b>	9.1%	-37.4%	-45.0%	70.9%	1.2%	-5.4%
Gran Canaria	-25.9%	-20.0%	<b>16.9%</b>	34.8%	-4.2%	-11.7%	-69.0%	9.2%
Tenerife	40.6%	-9.8%	-14.3%	<b>18.4%</b>	-48.1%	-54.1%	19.6%	-2.9%
La Gomera	-6.3%	314.3%	68.7%	-13.5%	<b>1746.1%</b>	346.5%	-74.3%	235.1%
La Palma	-61.6%	168.9%	-15.6%	6.1%	-40.9%	<b>177.4%</b>	81.7%	13.2%
El Hierro	13.1%	-92.3%	135.7%	-50.8%	1165.7%	732.9%	<b>2910.0%</b>	-22.5%
<b>CANARY ISLANDS</b>	<b>-18.3%</b>	<b>-15.5%</b>	<b>9.7%</b>	<b>15.4%</b>	<b>20.4%</b>	<b>-2.7%</b>	<b>-10.5%</b>	<b>5.3%</b>

### Canary Islands residents travelling to other islands (residents of each island are excluded)

	Lanzarote	Fuerteventura	Gran Canaria	Tenerife	La Gomera	La Palma	El Hierro	CANARY ISLANDS
Outbound tourism	58,986	26,952	183,336	156,054	18,318	76,356	15,841	535,843
Year on year variation (%)	4.9%	-2.2%	-4.1%	-25.8%	20.6%	-4.6%	-26.5%	-11.0%
Inbound tourism	62,431	85,286	135,997	162,534	33,436	45,628	10,531	535,843
Year on year variation (%)	-13.2%	-17.6%	-6.6%	10.8%	-43.0%	-27.5%	-17.4%	-11.0%
Net balance	3,445	58,334	-47,339	6,480	15,118	-30,728	-5,310	0

### Distribution by island of residence

ISLAND OF RESIDENCE	ISLAND OF STAY							
	Lanzarote	Fuerteventura	Gran Canaria	Tenerife	La Gomera	La Palma	El Hierro	CANARY ISLANDS
Lanzarote	<b>44.6%</b>	8.8%	6.1%	2.9%	0.2%	6.1%	2.5%	8.2%
Fuerteventura	8.2%	<b>24.6%</b>	2.1%	0.9%	0.2%	4.0%	0.7%	4.1%
Gran Canaria	28.4%	45.1%	<b>74.0%</b>	19.2%	5.9%	17.4%	13.5%	42.8%
Tenerife	16.5%	18.9%	11.9%	<b>62.2%</b>	37.1%	27.8%	63.3%	31.8%
La Gomera	0.1%	0.0%	0.7%	2.3%	<b>54.4%</b>	6.7%	1.3%	4.4%
La Palma	1.9%	2.6%	4.7%	10.3%	1.1%	<b>34.5%</b>	10.8%	7.5%
El Hierro	0.4%	0.0%	0.4%	2.3%	1.2%	3.6%	<b>7.9%</b>	1.3%
<b>CANARY ISLANDS</b>	<b>100%</b>	<b>100%</b>	<b>100%</b>	<b>100%</b>	<b>100%</b>	<b>100%</b>	<b>100%</b>	<b>100%</b>

### Distribution by island of stay

ISLAND OF RESIDENCE	ISLAND OF STAY							
	Lanzarote	Fuerteventura	Gran Canaria	Tenerife	La Gomera	La Palma	El Hierro	CANARY ISLANDS
Lanzarote	<b>46.0%</b>	9.1%	29.4%	11.2%	0.1%	3.9%	0.3%	100%
Fuerteventura	16.9%	<b>50.7%</b>	19.9%	7.0%	0.2%	5.1%	0.2%	100%
Gran Canaria	5.6%	8.9%	<b>67.9%</b>	14.4%	0.8%	2.1%	0.3%	100%
Tenerife	4.4%	5.0%	14.7%	<b>63.2%</b>	6.4%	4.6%	1.7%	100%
La Gomera	0.2%	0.0%	6.2%	16.9%	<b>68.5%</b>	8.0%	0.3%	100%
La Palma	2.2%	2.9%	24.7%	44.3%	0.8%	<b>23.9%</b>	1.2%	100%
El Hierro	2.8%	0.0%	13.4%	58.2%	5.1%	15.1%	<b>5.4%</b>	100%
<b>CANARY ISLANDS</b>	<b>8.4%</b>	<b>8.5%</b>	<b>39.2%</b>	<b>32.3%</b>	<b>5.5%</b>	<b>5.2%</b>	<b>0.9%</b>	<b>100%</b>