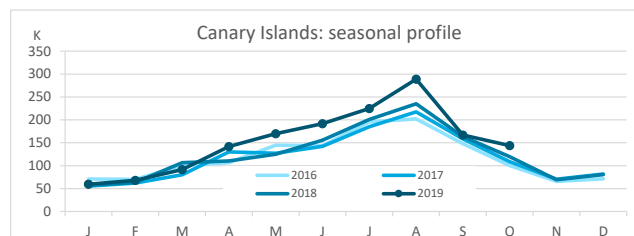
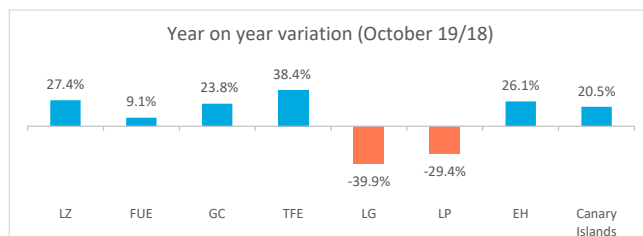


# Domestic tourism

## October 2019

### Canary Islands residents staying in tourist accommodation by island of stay

	Lanzarote	Fuerteventura	Gran Canaria	Tenerife	La Gomera	La Palma	El Hierro	Canary Islands
October 2018	12,161	9,080	44,170	38,394	7,524	7,266	792	119,387
October 2019	15,496	9,902	54,661	53,127	4,519	5,127	999	143,831
% residents in the island	19.1%	23.8%	57.5%	17.4%	1.6%	29.4%	0.0%	100%
Change, 19-18	3,335	822	10,491	14,733	-3,005	-2,139	207	24,444
Change, % 19-18	27.4%	9.1%	23.8%	38.4%	-39.9%	-29.4%	26.1%	20.5%



### Canary Islands residents staying in tourist accommodation by island of residence and island of stay

ISLAND OF RESIDENCE	ISLAND OF STAY								CANARY ISLANDS
	Lanzarote	Fuerteventura	Gran Canaria	Tenerife	La Gomera	La Palma	El Hierro		
Lanzarote	2,955	607	8,145	879	5	390	0		12,981
Fuerteventura	131	2,359	2,079	267	8	189	46		5,079
Gran Canaria	10,021	3,824	31,418	12,746	0	1,243	107		59,359
Tenerife	1,175	2,853	9,247	27,065	4,421	1,729	814		47,304
La Gomera	23	0	1,241	3,609	71	68	32		5,044
La Palma	1,191	259	1,554	7,408	14	1,508	0		11,934
El Hierro	0	0	977	1,153	0	0	0		2,130
CANARY ISLANDS	15,496	9,902	54,661	53,127	4,519	5,127	999		143,831

### Year on year variation: October 2019/2018

ISLAND OF RESIDENCE	ISLAND OF STAY								CANARY ISLANDS
	Lanzarote	Fuerteventura	Gran Canaria	Tenerife	La Gomera	La Palma	El Hierro		
Lanzarote	-36.3%	39.9%	92.6%	-42.5%	-66.7%	-7.6%	-100.0%		14.5%
Fuerteventura	-65.0%	369.9%	110.4%	-55.1%	166.7%	32.2%	35.3%		92.5%
Gran Canaria	96.9%	-12.9%	2.6%	33.2%	-100.0%	-34.6%	15.1%		13.9%
Tenerife	-42.7%	0.0%	58.9%	34.5%	-35.0%	-3.2%	89.7%		18.6%
La Gomera	--	--	-1.4%	126.7%	-18.4%	-55.6%	--		63.2%
La Palma	10727.3%	-71.3%	29.1%	63.1%	-86.9%	-46.9%	-100.0%		23.6%
El Hierro	--	--	2540.5%	163.8%	-100.0%	-100.0%	-100.0%		220.3%
CANARY ISLANDS	27.4%	9.1%	23.8%	38.4%	-39.9%	-29.4%	26.1%		20.5%

### Canary Islands residents travelling to other islands (residents of each island are excluded)

	Lanzarote	Fuerteventura	Gran Canaria	Tenerife	La Gomera	La Palma	El Hierro	Canary Islands
Outbound tourism	10,026	2,720	27,941	20,239	4,973	10,426	2,130	78,455
Year on year variation (%)	49.6%	27.3%	30.0%	2.5%	65.5%	53.1%	292.3%	29.8%
Inbound tourism	12,541	7,543	23,243	26,062	4,448	3,619	999	78,455
Year on year variation (%)	66.7%	-12.1%	71.7%	42.7%	-40.2%	-18.2%	49.1%	29.8%
Net balance	2,515	4,823	-4,698	5,823	-525	-6,807	-1,131	0

### Distribution by island of residence

ISLAND OF RESIDENCE	ISLAND OF STAY								CANARY ISLANDS
	Lanzarote	Fuerteventura	Gran Canaria	Tenerife	La Gomera	La Palma	El Hierro		
Lanzarote	19.1%	6.1%	14.9%	1.7%	0.1%	7.6%	0.0%		9.0%
Fuerteventura	0.8%	23.8%	3.8%	0.5%	0.2%	3.7%	4.6%		3.5%
Gran Canaria	64.7%	38.6%	57.5%	24.0%	0.0%	24.2%	10.7%		41.3%
Tenerife	7.6%	28.8%	16.9%	50.9%	97.8%	33.7%	81.5%		32.9%
La Gomera	0.1%	0.0%	2.3%	6.8%	1.6%	1.3%	3.2%		3.5%
La Palma	7.7%	2.6%	2.8%	13.9%	0.3%	29.4%	0.0%		8.3%
El Hierro	0.0%	0.0%	1.8%	2.2%	0.0%	0.0%	0.0%		1.5%
CANARY ISLANDS	100%	100%	100%	100%	100%	100%	100%		100%

### Distribution by island of stay

ISLAND OF RESIDENCE	ISLAND OF STAY								CANARY ISLANDS
	Lanzarote	Fuerteventura	Gran Canaria	Tenerife	La Gomera	La Palma	El Hierro		
Lanzarote	22.8%	4.7%	62.7%	6.8%	0.0%	3.0%	0.0%		100%
Fuerteventura	2.6%	46.4%	40.9%	5.3%	0.2%	3.7%	0.9%		100%
Gran Canaria	16.9%	6.4%	52.9%	21.5%	0.0%	2.1%	0.2%		100%
Tenerife	2.5%	6.0%	19.5%	57.2%	9.3%	3.7%	1.7%		100%
La Gomera	0.5%	0.0%	24.6%	71.6%	1.4%	1.3%	0.6%		100%
La Palma	10.0%	2.2%	13.0%	62.1%	0.1%	12.6%	0.0%		100%
El Hierro	0.0%	0.0%	45.9%	54.1%	0.0%	0.0%	0.0%		100%
CANARY ISLANDS	10.8%	6.9%	38.0%	36.9%	3.1%	3.6%	0.7%		100%

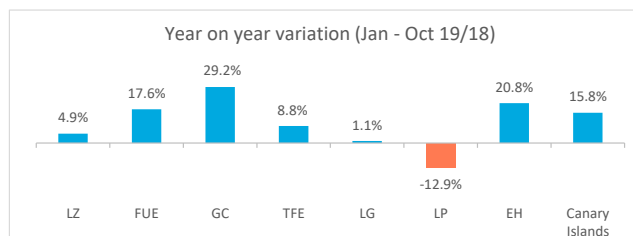
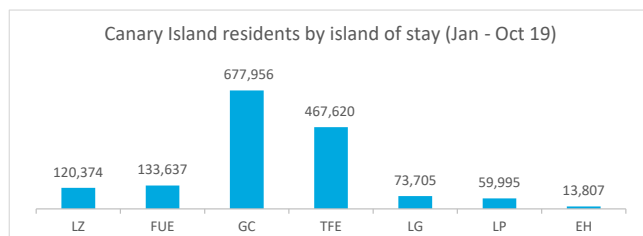
# Domestic tourism

## January - October 2019



### Canary Islands residents staying in tourist accommodation by island of stay

	Lanzarote	Fuerteventura	Gran Canaria	Tenerife	La Gomera	La Palma	El Hierro	Canary Islands
Jan-Oct 2018	114,762	113,684	524,879	429,652	72,908	68,860	11,434	1,336,179
Jan-Oct 2019	120,374	133,637	677,956	467,620	73,705	59,995	13,807	1,547,094
% tourist of the island	30.5%	14.7%	58.6%	23.6%	2.1%	40.4%	10.6%	100%
Change, 19-18	5,612	19,953	153,077	37,968	797	-8,865	2,373	210,915
Change, % 19-18	4.9%	17.6%	29.2%	8.8%	1.1%	-12.9%	20.8%	15.8%



### Canary Islands residents staying in tourist accommodation by island of residence and island of stay

ISLAND OF RESIDENCE	ISLAND OF STAY							
	Lanzarote	Fuerteventura	Gran Canaria	Tenerife	La Gomera	La Palma	El Hierro	CANARY ISLANDS
Lanzarote	<b>36,710</b>	8,154	51,120	6,117	61	4,228	87	106,477
Fuerteventura	7,512	<b>19,592</b>	67,976	6,365	85	1,712	197	103,439
Gran Canaria	42,875	63,673	<b>397,529</b>	63,819	3,014	8,108	1,800	580,818
Tenerife	20,915	31,996	110,393	<b>298,732</b>	68,214	19,847	9,446	559,543
La Gomera	405	118	22,944	17,019	<b>1,534</b>	1,577	247	43,844
La Palma	11,834	9,014	22,120	60,022	667	<b>24,253</b>	570	128,480
El Hierro	123	1,090	5,874	15,546	130	270	<b>1,460</b>	24,493
CANARY ISLANDS	120,374	133,637	677,956	467,620	73,705	59,995	13,807	1,547,094

### Year on year variation: January - October 2019/2018

ISLAND OF RESIDENCE	ISLAND OF STAY							
	Lanzarote	Fuerteventura	Gran Canaria	Tenerife	La Gomera	La Palma	El Hierro	CANARY ISLANDS
Lanzarote	<b>-27.2%</b>	-18.6%	62.1%	-50.2%	-60.9%	0.6%	-69.5%	-2.2%
Fuerteventura	-20.3%	<b>-31.4%</b>	527.4%	66.4%	-41.0%	-37.3%	134.5%	86.0%
Gran Canaria	30.8%	25.9%	<b>2.7%</b>	-22.7%	-31.0%	-32.2%	16.2%	1.7%
Tenerife	7.7%	51.9%	76.7%	<b>12.3%</b>	5.5%	4.9%	30.6%	21.7%
La Gomera	289.4%	306.9%	527.1%	64.3%	<b>-20.9%</b>	-66.0%	69.2%	110.1%
La Palma	446.1%	162.7%	-18.6%	33.8%	-15.5%	<b>1.5%</b>	-53.8%	24.1%
El Hierro	<b>-73.5%</b>	54400.0%	184.0%	58.8%	<b>-84.7%</b>	-89.3%	<b>61.7%</b>	47.6%
CANARY ISLANDS	4.9%	17.6%	29.2%	8.8%	1.1%	-12.9%	20.8%	15.8%

### Canary Islands residents travelling to other islands (residents of each island are excluded)

	Lanzarote	Fuerteventura	Gran Canaria	Tenerife	La Gomera	La Palma	El Hierro	CANARY ISLANDS
Outbound tourism	69,767	83,847	183,289	260,811	42,310	104,227	23,033	767,284
Year on year variation (%)	19.3%	210.0%	-0.2%	34.6%	123.5%	30.8%	46.8%	32.9%
Inbound tourism	83,664	114,045	280,427	168,888	72,171	35,742	12,347	767,284
Year on year variation (%)	30.0%	34.0%	103.5%	3.2%	1.7%	-20.5%	17.2%	32.9%
Net balance	13,897	30,198	97,138	-91,923	29,861	-68,485	-10,686	0

### Distribution by island of residence

ISLAND OF RESIDENCE	ISLAND OF STAY							
	Lanzarote	Fuerteventura	Gran Canaria	Tenerife	La Gomera	La Palma	El Hierro	CANARY ISLANDS
Lanzarote	<b>30.5%</b>	6.1%	7.5%	1.3%	0.1%	7.0%	0.6%	6.9%
Fuerteventura	6.2%	<b>14.7%</b>	10.0%	1.4%	0.1%	2.9%	1.4%	6.7%
Gran Canaria	35.6%	47.6%	<b>58.6%</b>	13.6%	4.1%	13.5%	13.0%	37.5%
Tenerife	17.4%	23.9%	16.3%	<b>63.9%</b>	92.6%	33.1%	68.4%	36.2%
La Gomera	0.3%	0.1%	3.4%	3.6%	<b>2.1%</b>	2.6%	1.8%	2.8%
La Palma	9.8%	6.7%	3.3%	12.8%	0.9%	<b>40.4%</b>	4.1%	8.3%
El Hierro	0.1%	0.8%	0.9%	3.3%	0.2%	0.5%	<b>10.6%</b>	1.6%
CANARY ISLANDS	100%	100%	100%	100%	100%	100%	100%	100%

### Distribution by island of stay

ISLAND OF RESIDENCE	ISLAND OF STAY							
	Lanzarote	Fuerteventura	Gran Canaria	Tenerife	La Gomera	La Palma	El Hierro	CANARY ISLANDS
Lanzarote	<b>34.5%</b>	7.7%	48.0%	5.7%	0.1%	4.0%	0.1%	100%
Fuerteventura	7.3%	<b>18.9%</b>	65.7%	6.2%	0.1%	1.7%	0.2%	100%
Gran Canaria	7.4%	11.0%	<b>68.4%</b>	11.0%	0.5%	1.4%	0.3%	100%
Tenerife	3.7%	5.7%	19.7%	<b>53.4%</b>	12.2%	3.5%	1.7%	100%
La Gomera	0.9%	0.3%	52.3%	38.8%	<b>3.5%</b>	3.6%	0.6%	100%
La Palma	9.2%	7.0%	17.2%	46.7%	0.5%	<b>18.9%</b>	0.4%	100%
El Hierro	0.5%	4.5%	24.0%	63.5%	0.5%	1.1%	<b>6.0%</b>	100%
CANARY ISLANDS	7.8%	8.6%	43.8%	30.2%	4.8%	3.9%	0.9%	100%