

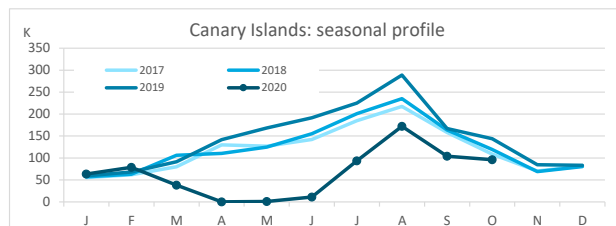
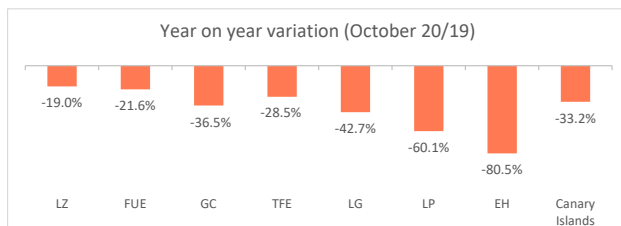
# Domestic tourism

## October 2020



### Canary Islands residents staying in tourist accommodation by island of stay

	Lanzarote	Fuerteventura	Gran Canaria	Tenerife	La Gomera	La Palma	El Hierro	Canary Islands
October 2019	9,862	10,803	67,815	42,811	7,078	4,070	1,392	143,831
October 2020	7,987	8,467	43,093	30,625	4,056	1,624	272	96,124
% residents in the island	34.2%	41.7%	77.3%	7.6%	0.9%	32.7%	0.0%	100%
Change, 20-19	-1,875	-2,336	-24,722	-12,186	-3,022	-2,446	-1,120	-47,707
Change, % 20-19	-19.0%	-21.6%	-36.5%	-28.5%	-42.7%	-60.1%	-80.5%	-33.2%



### Canary Islands residents staying in tourist accommodation by island of residence and island of stay

ISLAND OF RESIDENCE	ISLAND OF STAY								CANARY ISLANDS
	Lanzarote	Fuerteventura	Gran Canaria	Tenerife	La Gomera	La Palma	El Hierro		
Lanzarote	2,734	334	1,592	654	2	35	0	5,351	
Fuerteventura	2,706	3,532	3,180	200	2	8	6	9,634	
Gran Canaria	958	1,318	33,324	1,612	416	453	220	38,301	
Tenerife	1,324	2,032	2,324	23,407	3,582	511	46	33,226	
La Gomera	0	299	23	995	35	43	0	1,395	
La Palma	160	952	2,622	3,512	19	531	0	7,796	
El Hierro	105	0	28	245	0	43	0	421	
<b>CANARY ISLANDS</b>	<b>7,987</b>	<b>8,467</b>	<b>43,093</b>	<b>30,625</b>	<b>4,056</b>	<b>1,624</b>	<b>272</b>	<b>96,124</b>	

### Year on year variation: October 2020/2019

ISLAND OF RESIDENCE	ISLAND OF STAY								CANARY ISLANDS
	Lanzarote	Fuerteventura	Gran Canaria	Tenerife	La Gomera	La Palma	El Hierro		
Lanzarote	-7.5%	-27.2%	-89.1%	135.3%	-84.6%	-86.2%	--	-71.3%	
Fuerteventura	869.9%	49.7%	178.0%	-3.4%	--	-95.8%	--	130.6%	
Gran Canaria	-72.7%	-72.3%	6.1%	-71.2%	114.4%	-23.2%	53.8%	-17.1%	
Tenerife	-25.5%	-30.2%	-85.8%	-13.5%	-46.8%	-65.5%	-96.3%	-42.3%	
La Gomera	-100.0%	3637.5%	-97.8%	-23.2%	-50.7%	-10.4%	--	-43.9%	
La Palma	-88.0%	267.6%	18.8%	-54.1%	-44.1%	-64.8%	--	-40.0%	
El Hierro	--	-100.0%	-97.0%	-65.9%	-100.0%	--	--	-75.8%	
<b>CANARY ISLANDS</b>	<b>-19.0%</b>	<b>-21.6%</b>	<b>-36.5%</b>	<b>-28.5%</b>	<b>-42.7%</b>	<b>-60.1%</b>	<b>-80.5%</b>	<b>-33.2%</b>	

### Canary Islands residents travelling to other islands (residents of each island are excluded)

	Lanzarote	Fuerteventura	Gran Canaria	Tenerife	La Gomera	La Palma	El Hierro	Canary Islands
Outbound tourism	2,617	6,102	4,977	9,819	1,360	7,265	421	32,561
Year on year variation (%)	-83.3%	235.5%	-66.3%	-67.9%	-43.7%	-36.7%	-75.8%	-58.5%
Inbound tourism	5,253	4,935	9,769	7,218	4,021	1,093	272	32,561
Year on year variation (%)	-23.9%	-41.6%	-73.2%	-54.2%	-42.6%	-57.3%	-80.5%	-58.5%
Net balance	2,636	-1,167	4,792	-2,601	2,661	-6,172	-149	0

### Distribution by island of residence

ISLAND OF RESIDENCE	ISLAND OF STAY								CANARY ISLANDS
	Lanzarote	Fuerteventura	Gran Canaria	Tenerife	La Gomera	La Palma	El Hierro		
Lanzarote	34.2%	3.9%	3.7%	2.1%	0.0%	2.2%	0.0%	5.6%	
Fuerteventura	33.9%	41.7%	7.4%	0.7%	0.0%	0.5%	2.2%	10.0%	
Gran Canaria	12.0%	15.6%	77.3%	5.3%	10.3%	27.9%	80.9%	39.8%	
Tenerife	16.6%	24.0%	5.4%	76.4%	88.3%	31.5%	16.9%	34.6%	
La Gomera	0.0%	3.5%	0.1%	3.2%	0.9%	2.6%	0.0%	1.5%	
La Palma	2.0%	11.2%	6.1%	11.5%	0.5%	32.7%	0.0%	8.1%	
El Hierro	1.3%	0.0%	0.1%	0.8%	0.0%	2.6%	0.0%	0.4%	
<b>CANARY ISLANDS</b>	<b>100%</b>	<b>100%</b>	<b>100%</b>	<b>100%</b>	<b>100%</b>	<b>100%</b>	<b>100%</b>	<b>100%</b>	

### Distribution by island of stay

ISLAND OF RESIDENCE	ISLAND OF STAY								CANARY ISLANDS
	Lanzarote	Fuerteventura	Gran Canaria	Tenerife	La Gomera	La Palma	El Hierro		
Lanzarote	51.1%	6.2%	29.8%	12.2%	0.0%	0.7%	0.0%	100%	
Fuerteventura	28.1%	36.7%	33.0%	2.1%	0.0%	0.1%	0.1%	100%	
Gran Canaria	2.5%	3.4%	87.0%	4.2%	1.1%	1.2%	0.6%	100%	
Tenerife	4.0%	6.1%	7.0%	70.4%	10.8%	1.5%	0.1%	100%	
La Gomera	0.0%	21.4%	1.6%	71.3%	2.5%	3.1%	0.0%	100%	
La Palma	2.1%	12.2%	33.6%	45.0%	0.2%	6.8%	0.0%	100%	
El Hierro	24.9%	0.0%	6.7%	58.2%	0.0%	10.2%	0.0%	100%	
<b>CANARY ISLANDS</b>	<b>8.3%</b>	<b>8.8%</b>	<b>44.8%</b>	<b>31.9%</b>	<b>4.2%</b>	<b>1.7%</b>	<b>0.3%</b>	<b>100%</b>	

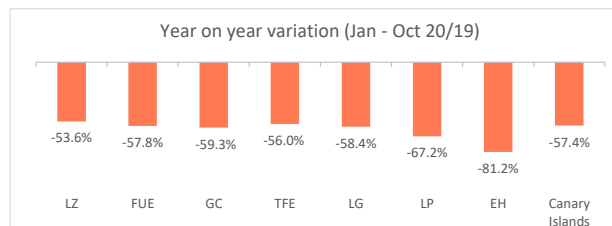
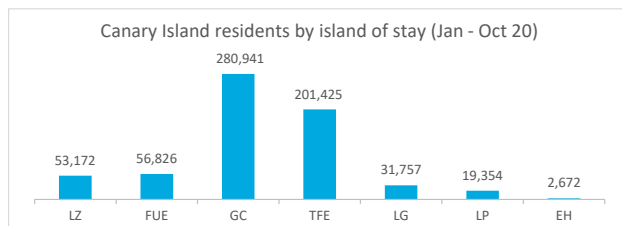
# Domestic tourism

## January - October 2020



### Canary Islands residents staying in tourist accommodation by island of stay

	Lanzarote	Fuerteventura	Gran Canaria	Tenerife	La Gomera	La Palma	El Hierro	Canary Islands
Jan-Oct 2019	114,689	134,538	689,654	457,304	76,264	58,938	14,200	1,545,587
Jan-Oct 2020	53,172	56,826	280,941	201,425	31,757	19,354	2,672	658,291
% tourist of the island	27.6%	42.7%	71.4%	18.6%	2.4%	29.9%	4.2%	100%
Change, 20-19	-61,517	-77,712	-408,713	-255,879	-44,507	-39,584	-11,528	-887,296
Change, % 20-19	-53.6%	-57.8%	-59.3%	-56.0%	-58.4%	-67.2%	-81.2%	-57.4%



### Canary Islands residents staying in tourist accommodation by island of residence and island of stay

ISLAND OF RESIDENCE	ISLAND OF STAY								CANARY ISLANDS
	Lanzarote	Fuerteventura	Gran Canaria	Tenerife	La Gomera	La Palma	El Hierro		
Lanzarote	14,652	3,211	10,920	3,421	62	427	0		33,504
Fuerteventura	8,124	24,240	16,379	2,177	183	781	6		52,279
Gran Canaria	18,115	10,418	200,571	18,892	2,327	4,270	657		259,913
Tenerife	8,366	13,712	37,470	145,605	27,839	6,951	1,393		246,085
La Gomera	37	533	5,156	4,667	759	404	32		11,786
La Palma	3,760	4,577	9,973	21,722	539	5,783	471		47,783
El Hierro	118	135	472	4,941	48	738	113		6,743
<b>CANARY ISLANDS</b>	<b>53,172</b>	<b>56,826</b>	<b>280,941</b>	<b>201,425</b>	<b>31,757</b>	<b>19,354</b>	<b>2,672</b>		<b>658,291</b>

### Year on year variation: January - October 2020/2019

ISLAND OF RESIDENCE	ISLAND OF STAY								CANARY ISLANDS
	Lanzarote	Fuerteventura	Gran Canaria	Tenerife	La Gomera	La Palma	El Hierro		
Lanzarote	-60.1%	-59.9%	-81.1%	-38.0%	-10.1%	-89.6%	-100.0%		-70.1%
Fuerteventura	6.1%	23.7%	-75.6%	-65.5%	137.7%	-54.4%	-96.0%		-49.0%
Gran Canaria	-50.2%	-83.9%	-49.5%	-66.7%	-27.5%	-42.7%	-64.2%		-54.2%
Tenerife	-61.1%	-57.2%	-67.7%	-51.3%	-60.5%	-64.5%	-85.9%		-56.7%
La Gomera	-90.7%	323.0%	-77.3%	-68.3%	-50.5%	-74.1%	-85.1%		-71.5%
La Palma	-68.6%	-49.2%	-56.2%	-64.0%	-21.5%	-76.2%	-17.4%		-63.1%
El Hierro	-4.1%	-88.1%	-91.9%	-67.3%	-70.4%	173.3%	-92.3%		-72.0%
<b>CANARY ISLANDS</b>	<b>-53.6%</b>	<b>-57.8%</b>	<b>-59.3%</b>	<b>-56.0%</b>	<b>-58.4%</b>	<b>-67.2%</b>	<b>-81.2%</b>		<b>-57.4%</b>

### Canary Islands residents travelling to other islands (residents of each island are excluded)

	Lanzarote	Fuerteventura	Gran Canaria	Tenerife	La Gomera	La Palma	El Hierro	Canary Islands
Outbound tourism	18,852	28,039	59,342	100,480	11,027	42,000	6,630	266,370
Year on year variation (%)	-75.0%	-66.2%	-65.1%	-62.7%	-72.3%	-60.1%	-70.7%	-65.2%
Inbound tourism	38,520	32,586	80,370	55,820	30,998	13,571	2,559	254,424
Year on year variation (%)	-50.6%	-71.7%	-72.5%	-64.8%	-58.5%	-60.9%	-79.9%	-66.8%
Net balance	19,668	4,547	21,028	-44,660	19,971	-28,429	-4,071	-11,946

### Distribution by island of residence

ISLAND OF RESIDENCE	ISLAND OF STAY								CANARY ISLANDS
	Lanzarote	Fuerteventura	Gran Canaria	Tenerife	La Gomera	La Palma	El Hierro		
Lanzarote	27.6%	5.7%	3.9%	1.7%	0.2%	2.2%	0.0%		5.1%
Fuerteventura	15.3%	42.7%	5.8%	1.1%	0.6%	4.0%	0.2%		7.9%
Gran Canaria	34.1%	18.3%	71.4%	9.4%	7.3%	22.1%	24.6%		39.5%
Tenerife	15.7%	24.1%	13.3%	72.3%	87.7%	35.9%	52.1%		37.4%
La Gomera	0.1%	0.9%	1.8%	2.3%	2.4%	2.1%	1.2%		1.8%
La Palma	7.1%	8.1%	3.5%	10.8%	1.7%	29.9%	17.6%		7.3%
El Hierro	0.2%	0.2%	0.2%	2.5%	0.2%	3.8%	4.2%		1.0%
<b>CANARY ISLANDS</b>	<b>100%</b>	<b>100%</b>	<b>100%</b>	<b>100%</b>	<b>100%</b>	<b>100%</b>	<b>100%</b>		<b>100%</b>

### Distribution by island of stay

ISLAND OF RESIDENCE	ISLAND OF STAY								CANARY ISLANDS
	Lanzarote	Fuerteventura	Gran Canaria	Tenerife	La Gomera	La Palma	El Hierro		
Lanzarote	43.7%	9.6%	32.6%	10.2%	0.2%	1.3%	0.0%		100%
Fuerteventura	15.5%	46.4%	31.3%	4.2%	0.4%	1.5%	0.0%		100%
Gran Canaria	7.0%	4.0%	77.2%	7.3%	0.9%	1.6%	0.3%		100%
Tenerife	3.4%	5.6%	15.2%	59.2%	11.3%	2.8%	0.6%		100%
La Gomera	0.3%	4.5%	43.7%	39.6%	6.4%	3.4%	0.3%		100%
La Palma	7.9%	9.6%	20.9%	45.5%	1.1%	12.1%	1.0%		100%
El Hierro	1.7%	2.0%	7.0%	73.3%	0.7%	10.9%	1.7%		100%
<b>CANARY ISLANDS</b>	<b>8.1%</b>	<b>8.6%</b>	<b>42.7%</b>	<b>30.6%</b>	<b>4.8%</b>	<b>2.9%</b>	<b>0.4%</b>		<b>100%</b>