

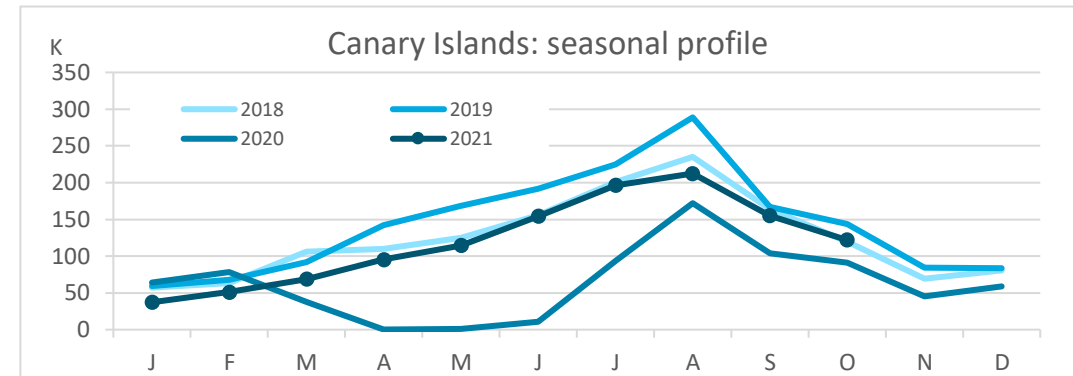
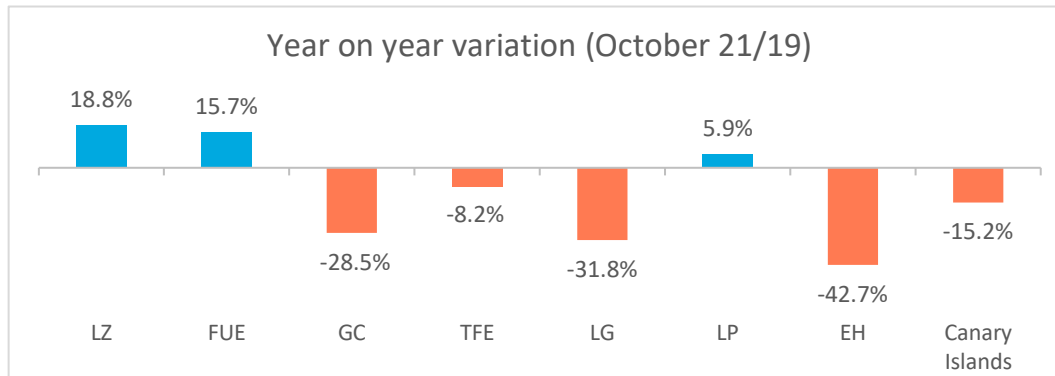
Domestic tourism

October 2021



Canary Islands residents staying in tourist accommodation by island of stay

	Lanzarote	Fuerteventura	Gran Canaria	Tenerife	La Gomera	La Palma	El Hierro	Canary Islands
October 2019	9,862	10,803	67,815	42,811	7,078	4,070	1,392	143,831
October 2021	11,714	12,499	48,493	39,283	4,830	4,311	797	121,927
% residents in the island	18.6%	12.5%	64.7%	44.4%	3.6%	38.7%	3.4%	100%
Change, 21-19	1,852	1,696	-19,322	-3,528	-2,248	241	-595	-21,904
Change, % 21-19	18.8%	15.7%	-28.5%	-8.2%	-31.8%	5.9%	-42.7%	-15.2%



Canary Islands residents staying in tourist accommodation by island of residence and island of stay

		ISLAND OF STAY							CANARY ISLANDS
		Lanzarote	Fuerteventura	Gran Canaria	Tenerife	La Gomera	La Palma	El Hierro	
ISLAND OF RESIDENCE	Lanzarote	2,181	1,432	5,822	2,536	11	35	0	12,017
	Fuerteventura	795	1,562	1,894	140	1	78	0	4,470
	Gran Canaria	3,503	4,716	31,393	7,909	636	1,103	14	49,274
	Tenerife	4,403	2,939	8,152	17,423	3,864	1,249	756	38,786
	La Gomera	0	0	344	729	173	67	0	1,313
	La Palma	793	1,835	462	10,011	134	1,668	0	14,903
	El Hierro	39	15	426	535	11	111	27	1,164
	CANARY ISLANDS	11,714	12,499	48,493	39,283	4,830	4,311	797	121,927

Year on year variation: October 2021/2019

		ISLAND OF STAY							CANARY ISLANDS
		Lanzarote	Fuerteventura	Gran Canaria	Tenerife	La Gomera	La Palma	El Hierro	
ISLAND OF RESIDENCE	Lanzarote	-26.2%	212.0%	-60.3%	812.2%	-15.4%	-86.2%	0.0%	-35.4%
	Fuerteventura	184.9%	-33.8%	65.6%	-32.4%	0.0%	-58.7%	0.0%	7.0%
	Gran Canaria	-0.2%	-0.9%	-0.1%	41.4%	227.8%	86.9%	-90.2%	6.6%
	Tenerife	147.9%	0.9%	-50.3%	-35.6%	-42.6%	-15.7%	-39.5%	-32.7%
	La Gomera	-100.0%	-100.0%	-67.1%	-43.8%	143.7%	39.6%	0.0%	-47.2%
	La Palma	-40.3%	608.5%	-79.1%	30.8%	294.1%	10.6%	0.0%	14.7%
	El Hierro	0.0%	-67.4%	-54.7%	-25.5%	-65.6%	0.0%	0.0%	-33.0%
	CANARY ISLANDS	18.8%	15.7%	-28.5%	-8.2%	-31.8%	5.9%	-42.7%	-15.2%

Canary Islands residents travelling to other islands (residents of each island are excluded)

		Lanzarote	Fuerteventura	Gran Canaria	Tenerife	La Gomera	La Palma	El Hierro	CANARY ISLANDS
Outbound tourism		9,836	2,908	17,881	21,363	1,140	13,235	1,137	67,500
Year on year variation (%)		-37.2%	59.9%	20.9%	-30.1%	-52.8%	15.3%	-34.5%	-14.0%
Inbound tourism		9,533	10,937	17,100	21,860	4,657	2,643	770	67,500
Year on year variation (%)		38.0%	29.5%	-53.0%	38.8%	-33.5%	3.2%	-44.7%	-14.0%
Net balance		-303	8,029	-781	497	3,517	-10,592	-367	0

Distribution by island of residence


		ISLAND OF STAY							CANARY ISLANDS
		Lanzarote	Fuerteventura	Gran Canaria	Tenerife	La Gomera	La Palma	El Hierro	
ISLAND OF RESIDENCE	Lanzarote	18.6%	11.5%	12.0%	6.5%	0.2%	0.8%	0.0%	9.9%
	Fuerteventura	6.8%	12.5%	3.9%	0.4%	0.0%	1.8%	0.0%	3.7%
	Gran Canaria	29.9%	37.7%	64.7%	20.1%	13.2%	25.6%	1.8%	40.4%
	Tenerife	37.6%	23.5%	16.8%	44.4%	80.0%	29.0%	94.9%	31.8%
	La Gomera	0.0%	0.0%	0.7%	1.9%	3.6%	1.6%	0.0%	1.1%
	La Palma	6.8%	14.7%	1.0%	25.5%	2.8%	38.7%	0.0%	12.2%
	El Hierro	0.3%	0.1%	0.9%	1.4%	0.2%	2.6%	3.4%	1.0%
	CANARY ISLANDS	100%	100%	100%	100%	100%	100%	100%	100%

Distribution by island of stay

		ISLAND OF STAY							CANARY ISLANDS
		Lanzarote	Fuerteventura	Gran Canaria	Tenerife	La Gomera	La Palma	El Hierro	
ISLAND OF RESIDENCE	Lanzarote	18.1%	11.9%	48.4%	21.1%	0.1%	0.3%	0.0%	100%
	Fuerteventura	17.8%	34.9%	42.4%	3.1%	0.0%	1.7%	0.0%	100%
	Gran Canaria	7.1%	9.6%	63.7%	16.1%	1.3%	2.2%	0.0%	100%
	Tenerife	11.4%	7.6%	21.0%	44.9%	10.0%	3.2%	1.9%	100%
	La Gomera	0.0%	0.0%	26.2%	55.5%	13.2%	5.1%	0.0%	100%
	La Palma	5.3%	12.3%	3.1%	67.2%	0.9%	11.2%	0.0%	100%
	El Hierro	3.4%	1.3%	36.6%	46.0%	0.9%	9.5%	2.3%	100%
	CANARY ISLANDS	9.6%	10.3%	39.8%	32.2%	4.0%	3.5%	0.7%	100%

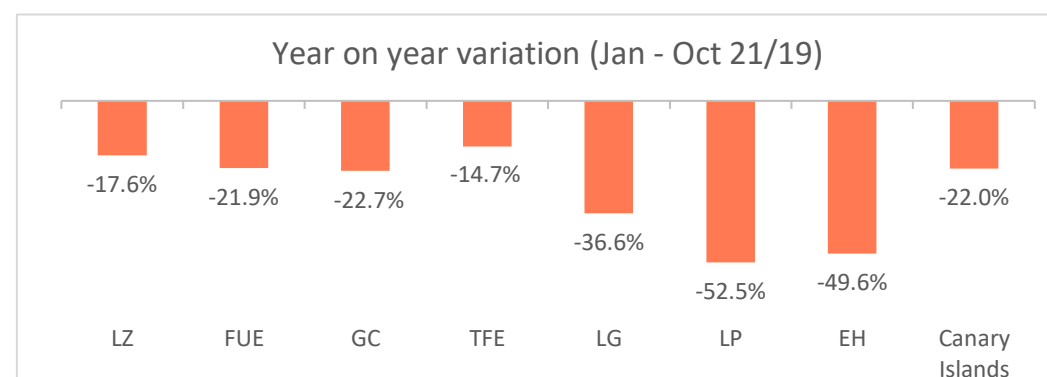
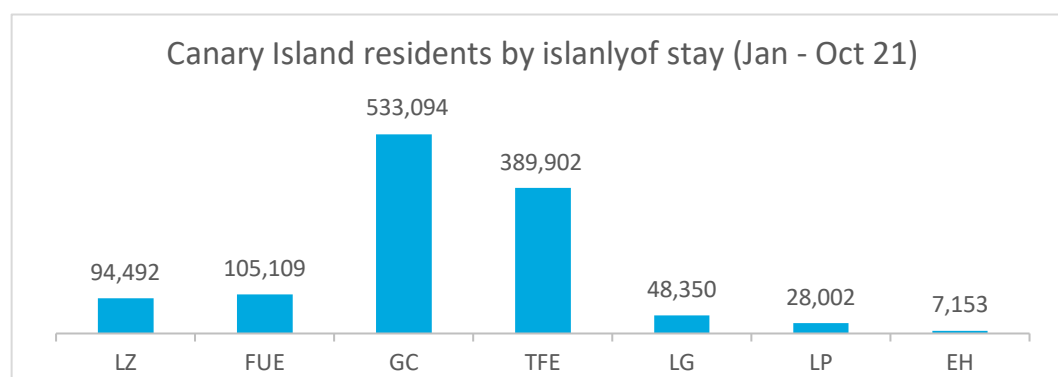
Domestic tourism

January - October 2021



Canary Islands residents staying in tourist accommodation by island of stay

	Lanzarote	Fuerteventura	Gran Canaria	Tenerife	La Gomera	La Palma	El Hierro	Canary Islands
Jan-Sep 2019	114,689	134,538	689,654	457,304	76,264	58,938	14,200	1,545,587
Jan-Sep 2021	94,492	105,109	533,094	389,902	48,350	28,002	7,153	1,206,102
% tourist of the island	25.8%	26.7%	59.8%	56.2%	3.3%	44.2%	8.6%	100%
Change, 21-19	-20,197	-29,429	-156,560	-67,402	-27,914	-30,936	-7,047	-339,485
Change, % 21-19	-17.6%	-21.9%	-22.7%	-14.7%	-36.6%	-52.5%	-49.6%	-22.0%



Canary Islands residents staying in tourist accommodation by island of residence and island of stay

ISLAND OF RESIDENCE	ISLAND OF STAY							CANARY ISLANDS
	Lanzarote	Fuerteventura	Gran Canaria	Tenerife	La Gomera	La Palma	El Hierro	
Lanzarote	24,384	8,798	51,947	14,741	225	381	535	101,011
Fuerteventura	7,406	28,073	36,369	2,709	446	770	6	75,779
Gran Canaria	23,104	33,325	318,772	37,118	4,961	5,873	955	424,108
Tenerife	32,693	15,424	81,252	219,312	40,287	6,805	4,360	400,133
La Gomera	484	135	4,612	8,284	1,618	1,188	0	16,321
La Palma	5,790	18,967	35,969	95,965	594	12,372	682	170,339
El Hierro	631	387	4,173	11,773	219	613	615	18,411
CANARY ISLANDS	94,492	105,109	533,094	389,902	48,350	28,002	7,153	1,206,102

Year on year variation: January - October 2021/2019

ISLAND OF RESIDENCE	ISLAND OF STAY							CANARY ISLANDS
	Lanzarote	Fuerteventura	Gran Canaria	Tenerife	La Gomera	La Palma	El Hierro	
Lanzarote	-33.6%	9.9%	-9.9%	167.2%	226.1%	-90.7%	514.9%	-9.9%
Fuerteventura	-3.3%	43.3%	-45.8%	-57.0%	479.2%	-55.0%	-96.0%	-26.1%
Gran Canaria	-36.4%	-48.4%	-19.8%	-34.5%	54.6%	-21.2%	-48.0%	-25.3%
Tenerife	52.1%	-51.9%	-30.0%	-26.6%	-42.9%	-65.3%	-55.9%	-29.6%
La Gomera	21.9%	7.1%	-79.7%	-43.7%	5.5%	-23.7%	-100.0%	-60.5%
La Palma	-51.6%	110.4%	57.9%	59.2%	-13.5%	-49.0%	19.6%	31.5%
El Hierro	413.0%	-65.9%	-28.5%	-22.1%	35.2%	127.0%	-57.9%	-23.6%
CANARY ISLANDS	-17.6%	-21.9%	-22.7%	-14.7%	-36.6%	-52.5%	-49.6%	-22.0%

Canary Islands residents travelling to other islands (residents of each island are excluded)

	Lanzarote	Fuerteventura	Gran Canaria	Tenerife	La Gomera	La Palma	El Hierro	CANARY ISLANDS
Outbound tourism	76,627	47,706	105,336	180,821	14,703	157,967	17,796	600,956
Year on year variation (%)	1.6%	-42.5%	-38.1%	-32.9%	-63.0%	50.0%	-21.4%	-21.5%
Inbound tourism	70,108	77,036	214,322	170,590	46,732	15,630	6,538	600,956
Year on year variation (%)	-10.1%	-33.0%	-26.6%	7.6%	-37.5%	-54.9%	-48.7%	-21.5%
Net balance	-6,519	29,330	108,986	-10,231	32,029	-142,337	-11,258	0

Distribution by island of residence

ISLAND OF RESIDENCE	ISLAND OF STAY							CANARY ISLANDS
	Lanzarote	Fuerteventura	Gran Canaria	Tenerife	La Gomera	La Palma	El Hierro	
Lanzarote	25.8%	8.4%	9.7%	3.8%	0.5%	1.4%	7.5%	8.4%
Fuerteventura	7.8%	26.7%	6.8%	0.7%	0.9%	2.7%	0.1%	6.3%
Gran Canaria	24.5%	31.7%	59.8%	9.5%	10.3%	21.0%	13.4%	35.2%
Tenerife	34.6%	14.7%	15.2%	56.2%	83.3%	24.3%	61.0%	33.2%
La Gomera	0.5%	0.1%	0.9%	2.1%	3.3%	4.2%	0.0%	1.4%
La Palma	6.1%	18.0%	6.7%	24.6%	1.2%	44.2%	9.5%	14.1%
El Hierro	0.7%	0.4%	0.8%	3.0%	0.5%	2.2%	8.6%	1.5%
CANARY ISLANDS	100%	100%	100%	100%	100%	100%	100%	100%

Distribution by island of stay

ISLAND OF RESIDENCE	ISLAND OF STAY							CANARY ISLANDS
	Lanzarote	Fuerteventura	Gran Canaria	Tenerife	La Gomera	La Palma	El Hierro	
Lanzarote	24.1%	8.7%	51.4%	14.6%	0.2%	0.4%	0.5%	100%
Fuerteventura	9.8%	37.0%	48.0%	3.6%	0.6%	1.0%	0.0%	100%
Gran Canaria	5.4%	7.9%	75.2%	8.8%	1.2%	1.4%	0.2%	100%
Tenerife	8.2%	3.9%	20.3%	54.8%	10.1%	1.7%	1.1%	100%
La Gomera	3.0%	0.8%	28.3%	50.8%	9.9%	7.3%	0.0%	100%
La Palma	3.4%	11.1%	21.1%	56.3%	0.3%	7.3%	0.4%	100%
El Hierro	3.4%	2.1%	22.7%	63.9%	1.2%	3.3%	3.3%	100%
CANARY ISLANDS	7.8%	8.7%	44.2%	32.3%	4.0%	2.3%	0.6%	100%

Sources: Encuestas de alojamiento turístico hotelero y extrahotelero (ISTAC).