

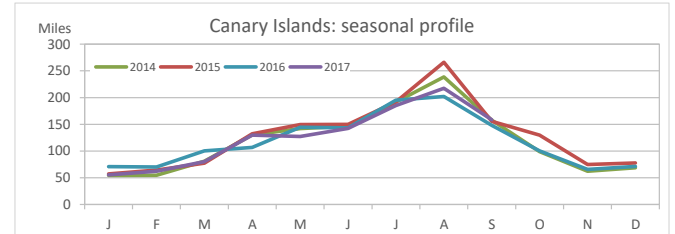
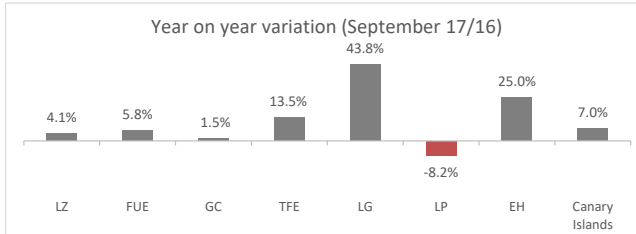
Domestic tourism

September 2017



Canary Islands residents staying in tourist accommodation by island of stay

	Lanzarote	Fuerteventura	Gran Canaria	Tenerife	La Gomera	La Palma	El Hierro	Canary Islands
September 2016	13,352	15,290	63,301	39,291	6,863	8,759	1,240	148,096
September 2017	13,905	16,181	64,274	44,595	9,871	8,042	1,550	158,418
% tourists from that island	47.9%	13.5%	68.4%	25.6%	0.2%	9.7%	0.0%	100%
Change, 17-16	553	891	973	5,304	3,008	-717	310	10,322
Change, % 17-16	4.1%	5.8%	1.5%	13.5%	43.8%	-8.2%	25.0%	7.0%



Canary Islands residents staying in tourist accommodation by island of residence and island of stay

		ISLAND OF STAY							CANARY ISLANDS
		Lanzarote	Fuerteventura	Gran Canaria	Tenerife	La Gomera	La Palma	El Hierro	
ISLAND OF RESIDENCE	Lanzarote	6,654	1,175	4,576	661	8	363	5	13,442
	Fuerteventura	1,615	2,190	1,092	566	132	363	9	5,967
	Gran Canaria	3,631	9,494	43,986	9,925	738	1,826	753	70,353
	Tenerife	1,314	3,100	11,411	25,873	8,894	4,559	749	55,900
	La Gomera	0	6	229	905	17	134	0	1,291
	La Palma	644	216	2,898	4,763	82	777	34	9,414
	El Hierro	47	0	82	1,902	0	20	0	2,051
	CANARY ISLANDS	13,905	16,181	64,274	44,595	9,871	8,042	1,550	158,418

Year on year variation: September 2017/2016

		ISLAND OF STAY							CANARY ISLANDS
		Lanzarote	Fuerteventura	Gran Canaria	Tenerife	La Gomera	La Palma	El Hierro	
ISLAND OF RESIDENCE	Lanzarote	7.2%	104.3%	127.7%	-49.5%	--	166.9%	--	31.3%
	Fuerteventura	87.8%	-50.5%	-81.9%	-70.8%	144.4%	744.2%	--	-55.3%
	Gran Canaria	66.0%	9.1%	-8.5%	83.8%	70.8%	-1.8%	385.8%	5.3%
	Tenerife	-64.1%	96.3%	189.1%	6.9%	44.4%	-20.2%	-21.9%	20.9%
	La Gomera	--	200.0%	-16.1%	-35.6%	-87.3%	42.6%	--	-32.3%
	La Palma	--	4220.0%	4.4%	67.2%	-3.5%	-13.0%	--	42.4%
	El Hierro	-89.1%	--	-57.9%	-13.0%	--	-9.1%	-100.0%	-30.8%
	CANARY ISLANDS	4.1%	5.8%	1.5%	13.5%	43.8%	-8.2%	25.0%	7.0%

Canary Islands residents travelling to other islands (residents of each island are excluded)

	Lanzarote	Fuerteventura	Gran Canaria	Tenerife	La Gomera	La Palma	El Hierro	CANARY ISLANDS
Outbound tourism	6,788	3,777	26,367	30,027	1,274	8,637	2,051	78,921
Year on year variation (%)	68.4%	-57.6%	40.7%	36.4%	-28.2%	51.1%	-27.7%	23.2%
Inbound tourism	7,251	13,991	20,288	18,722	9,854	7,265	1,550	78,921
Year on year variation (%)	1.5%	28.8%	33.3%	24.1%	46.4%	-7.6%	39.1%	23.2%
Net balance	463	10,214	-6,079	-11,305	8,580	-1,372	-501	0

Distribution by island of residence

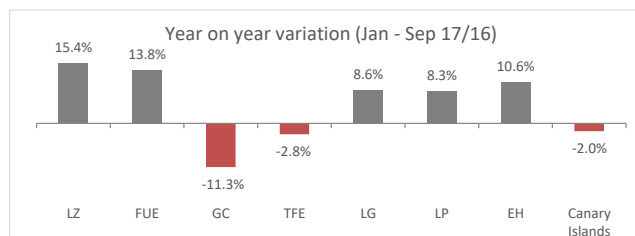
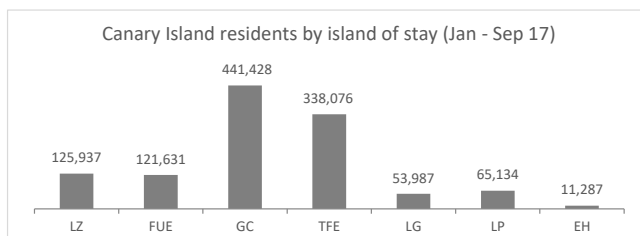
		ISLAND OF STAY							CANARY ISLANDS
		Lanzarote	Fuerteventura	Gran Canaria	Tenerife	La Gomera	La Palma	El Hierro	
ISLAND OF RESIDENCE	Lanzarote	47.9%	7.3%	7.1%	1.5%	0.1%	4.5%	0.3%	8.5%
	Fuerteventura	11.6%	13.5%	1.7%	1.3%	1.3%	4.5%	0.6%	3.8%
	Gran Canaria	26.1%	58.7%	68.4%	22.3%	7.5%	22.7%	48.6%	44.4%
	Tenerife	9.4%	19.2%	17.8%	58.0%	90.1%	56.7%	48.3%	35.3%
	La Gomera	0.0%	0.0%	0.4%	2.0%	0.2%	1.7%	0.0%	0.8%
	La Palma	4.6%	1.3%	4.5%	10.7%	0.8%	9.7%	2.2%	5.9%
	El Hierro	0.3%	0.0%	0.1%	4.3%	0.0%	0.2%	0.0%	1.3%
	CANARY ISLANDS	100%	100%	100%	100%	100%	100%	100%	100%

Distribution by island of stay

		ISLAND OF STAY							CANARY ISLANDS
		Lanzarote	Fuerteventura	Gran Canaria	Tenerife	La Gomera	La Palma	El Hierro	
ISLAND OF RESIDENCE	Lanzarote	49.5%	8.7%	34.0%	4.9%	0.1%	2.7%	0.0%	100%
	Fuerteventura	27.1%	36.7%	18.3%	9.5%	2.2%	6.1%	0.2%	100%
	Gran Canaria	5.2%	13.5%	62.5%	14.1%	1.0%	2.6%	1.1%	100%
	Tenerife	2.4%	5.5%	20.4%	46.3%	15.9%	8.2%	1.3%	100%
	La Gomera	0.0%	0.5%	17.7%	70.1%	1.3%	10.4%	0.0%	100%
	La Palma	6.8%	2.3%	30.8%	50.6%	0.9%	8.3%	0.4%	100%
	El Hierro	2.3%	0.0%	4.0%	92.7%	0.0%	1.0%	0.0%	100%
	CANARY ISLANDS	8.8%	10.2%	40.6%	28.2%	6.2%	5.1%	1.0%	100%

Canary Islands residents staying in tourist accommodation by island of stay

	Lanzarote	Fuerteventura	Gran Canaria	Tenerife	La Gomera	La Palma	El Hierro	Canary Islands
Jan-Sep 2016	109,088	106,835	497,673	347,923	49,722	60,116	10,203	1,181,560
Jan-Sep 2017	125,937	121,631	441,428	338,076	53,987	65,134	11,287	1,157,480
% turistas de la isla	5.3%	1.8%	10.0%	3.4%	0.0%	1.2%	0.0%	14%
Change, 17-16	16,849	14,796	-56,245	-9,847	4,265	5,018	1,084	-24,080
Change, % 17-16	15.4%	13.8%	-11.3%	-2.8%	8.6%	8.3%	10.6%	-2.0%



Canary Islands residents staying in tourist accommodation by island of residence and island of stay

ISLAND OF RESIDENCE	ISLAND OF STAY								CANARY ISLANDS
	Lanzarote	Fuerteventura	Gran Canaria	Tenerife	La Gomera	La Palma	El Hierro		
Lanzarote	60,097	14,627	27,674	6,104	44	3,759	360		112,665
Fuerteventura	8,473	27,234	9,323	5,601	203	1,521	54		52,409
Gran Canaria	39,353	57,636	308,351	55,552	4,047	12,427	4,089		481,455
Tenerife	12,178	21,047	68,463	205,236	46,331	38,663	5,508		397,426
La Gomera	99	7	2,120	10,262	2,056	929	567		16,040
La Palma	5,356	1,054	24,939	37,774	1,259	7,560	679		78,621
El Hierro	381	26	558	17,547	47	275	30		18,864
CANARY ISLANDS	125,937	121,631	441,428	338,076	53,987	65,134	11,287		1,157,480

Year on year variation: January - September 2017/2016

ISLAND OF RESIDENCE	ISLAND OF STAY								CANARY ISLANDS
	Lanzarote	Fuerteventura	Gran Canaria	Tenerife	La Gomera	La Palma	El Hierro		
Lanzarote	21.2%	97.0%	65.4%	-18.5%	-82.0%	95.3%	260.0%		34.9%
Fuerteventura	-9.8%	1.6%	-49.9%	6.6%	141.7%	38.0%	-36.5%		-14.5%
Gran Canaria	34.9%	18.3%	-20.8%	-16.6%	17.9%	-0.1%	229.2%		-12.6%
Tenerife	-37.5%	-11.6%	47.4%	-7.7%	9.1%	7.6%	-34.0%		-0.4%
La Gomera	67.8%	-87.0%	87.4%	0.8%	-23.0%	14.4%	656.0%		7.1%
La Palma	1027.6%	3413.3%	13.5%	34.5%	95.8%	0.4%	465.8%		33.6%
El Hierro	-57.9%	333.3%	-84.8%	122.0%	-73.0%	-25.1%	-87.2%		42.2%
CANARY ISLANDS	15.4%	13.8%	-11.3%	-2.8%	8.6%	8.3%	10.6%		-2.0%

Canary Islands residents travelling to other islands (residents of each island are excluded)

	Lanzarote	Fuerteventura	Gran Canaria	Tenerife	La Gomera	La Palma	El Hierro	Canary Islands
Outbound tourism	52,568	25,175	173,104	192,190	13,984	71,061	18,834	546,916
Year on year variation (%)	55.0%	-27.1%	7.1%	8.9%	13.6%	38.4%	44.5%	13.2%
Inbound tourism	65,840	94,397	133,077	132,840	51,931	57,574	11,257	546,916
Year on year variation (%)	10.6%	18.0%	22.6%	5.8%	10.4%	9.5%	12.9%	13.2%
Net balance	13,272	69,222	-40,027	-59,350	37,947	-13,487	-7,577	0

Distribution by island of residence

ISLAND OF RESIDENCE	ISLAND OF STAY								CANARY ISLANDS
	Lanzarote	Fuerteventura	Gran Canaria	Tenerife	La Gomera	La Palma	El Hierro		
Lanzarote	47.7%	12.0%	6.3%	1.8%	0.1%	5.8%	3.2%		9.7%
Fuerteventura	6.7%	22.4%	2.1%	1.7%	0.4%	2.3%	0.5%		4.5%
Gran Canaria	31.2%	47.4%	69.9%	16.4%	7.5%	19.1%	36.2%		41.6%
Tenerife	9.7%	17.3%	15.5%	60.7%	85.8%	59.4%	48.8%		34.3%
La Gomera	0.1%	0.0%	0.5%	3.0%	3.8%	1.4%	5.0%		1.4%
La Palma	4.3%	0.9%	5.6%	11.2%	2.3%	11.6%	6.0%		6.8%
El Hierro	0.3%	0.0%	0.1%	5.2%	0.1%	0.4%	0.3%		1.6%
CANARY ISLANDS	100%	100%	100%	100%	100%	100%	100%		100%

Distribution by island of stay

ISLAND OF RESIDENCE	ISLAND OF STAY								CANARY ISLANDS
	Lanzarote	Fuerteventura	Gran Canaria	Tenerife	La Gomera	La Palma	El Hierro		
Lanzarote	53.3%	13.0%	24.6%	5.4%	0.0%	3.3%	0.3%		100%
Fuerteventura	16.2%	52.0%	17.8%	10.7%	0.4%	2.9%	0.1%		100%
Gran Canaria	8.2%	12.0%	64.0%	11.5%	0.8%	2.6%	0.8%		100%
Tenerife	3.1%	5.3%	17.2%	51.6%	11.7%	9.7%	1.4%		100%
La Gomera	0.6%	0.0%	13.2%	64.0%	12.8%	5.8%	3.5%		100%
La Palma	6.8%	1.3%	31.7%	48.0%	1.6%	9.6%	0.9%		100%
El Hierro	2.0%	0.1%	3.0%	93.0%	0.2%	1.5%	0.2%		100%
CANARY ISLANDS	10.9%	10.5%	38.1%	29.2%	4.7%	5.6%	1.0%		100%