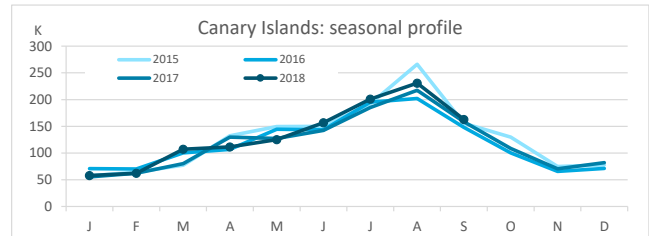
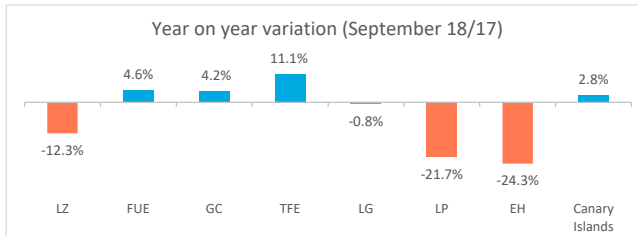


Domestic tourism September 2018



Canary Islands residents staying in tourist accommodation by island of stay

	Lanzarote	Fuerteventura	Gran Canaria	Tenerife	La Gomera	La Palma	El Hierro	Canary Islands
September 2017	13,905	16,181	64,274	44,595	9,871	8,042	1,550	158,418
September 2018	12,194	16,928	66,979	49,556	9,793	6,298	1,173	162,921
% residents in the island	37.4%	37.6%	77.6%	16.7%	49.8%	32.3%	13.5%	100%
Change, 18-17	-1,711	747	2,705	4,961	-78	-1,744	-377	4,503
Change, % 18-17	-12.3%	4.6%	4.2%	11.1%	-0.8%	-21.7%	-24.3%	2.8%



Canary Islands residents staying in tourist accommodation by island of residence and island of stay

ISLAND OF RESIDENCE	ISLAND OF STAY							
	Lanzarote	Fuerteventura	Gran Canaria	Tenerife	La Gomera	La Palma	El Hierro	CANARY ISLANDS
Lanzarote	4,558	5,135	2,442	3,724	7	112	50	16,028
Fuerteventura	1,339	6,363	1,222	97	41	257	17	9,336
Gran Canaria	3,494	3,107	52,000	4,623	951	939	65	65,179
Tenerife	2,488	1,890	8,299	28,863	3,865	1,587	244	47,236
La Gomera	25	0	61	1,483	4,879	1,282	0	7,730
La Palma	290	433	2,955	8,654	46	2,034	639	15,051
El Hierro	0	0	0	2,112	4	87	158	2,361
CANARY ISLANDS	12,194	16,928	66,979	49,556	9,793	6,298	1,173	162,921

Year on year variation: September 2018/2017

ISLAND OF RESIDENCE	ISLAND OF STAY							
	Lanzarote	Fuerteventura	Gran Canaria	Tenerife	La Gomera	La Palma	El Hierro	CANARY ISLANDS
Lanzarote	-31.5%	337.0%	-46.6%	463.4%	-12.5%	-69.1%	900.0%	19.2%
Fuerteventura	-17.1%	190.5%	11.9%	-82.9%	-68.9%	-29.2%	88.9%	56.5%
Gran Canaria	-3.8%	-67.3%	18.2%	-53.4%	28.9%	-48.6%	-91.4%	-7.4%
Tenerife	89.3%	-39.0%	-27.3%	11.6%	-56.5%	-65.2%	-67.4%	-15.5%
La Gomera	--	-100.0%	-73.4%	63.9%	28600.0%	856.7%	--	498.8%
La Palma	-55.0%	100.5%	2.0%	81.7%	-43.9%	161.8%	1779.4%	59.9%
El Hierro	-100.0%	--	-100.0%	11.0%	--	335.0%	--	15.1%
CANARY ISLANDS	-12.3%	4.6%	4.2%	11.1%	-0.8%	-21.7%	-24.3%	2.8%

Canary Islands residents travelling to other islands (residents of each island are excluded)

	Lanzarote	Fuerteventura	Gran Canaria	Tenerife	La Gomera	La Palma	El Hierro	CANARY ISLANDS
Outbound tourism	11,470	2,973	13,179	18,373	2,851	13,017	2,203	64,066
Year on year variation (%)	69.0%	-21.3%	-50.0%	-38.8%	123.8%	50.7%	7.4%	-18.8%
Inbound tourism	7,636	10,565	14,979	20,693	4,914	4,264	1,015	64,066
Year on year variation (%)	5.3%	-24.5%	-26.2%	10.5%	-50.1%	-41.3%	-34.5%	-18.8%
Net balance	-3,834	7,592	1,800	2,320	2,063	-8,753	-1,188	0

Distribution by island of residence

ISLAND OF RESIDENCE	ISLAND OF STAY							
	Lanzarote	Fuerteventura	Gran Canaria	Tenerife	La Gomera	La Palma	El Hierro	CANARY ISLANDS
Lanzarote	37.4%	30.3%	3.6%	7.5%	0.1%	1.8%	4.3%	9.8%
Fuerteventura	11.0%	37.6%	1.8%	0.2%	0.4%	4.1%	1.4%	5.7%
Gran Canaria	28.7%	18.4%	77.6%	9.3%	9.7%	14.9%	5.5%	40.0%
Tenerife	20.4%	11.2%	12.4%	58.2%	39.5%	25.2%	20.8%	29.0%
La Gomera	0.2%	0.0%	0.1%	3.0%	49.8%	20.4%	0.0%	4.7%
La Palma	2.4%	2.6%	4.4%	17.5%	0.5%	32.3%	54.5%	9.2%
El Hierro	0.0%	0.0%	0.0%	4.3%	0.0%	1.4%	13.5%	1.4%
CANARY ISLANDS	100%	100%	100%	100%	100%	100%	100%	100%

Distribution by island of stay

ISLAND OF RESIDENCE	ISLAND OF STAY							
	Lanzarote	Fuerteventura	Gran Canaria	Tenerife	La Gomera	La Palma	El Hierro	CANARY ISLANDS
Lanzarote	28.4%	32.0%	15.2%	23.2%	0.0%	0.7%	0.3%	100%
Fuerteventura	14.3%	68.2%	13.1%	1.0%	0.4%	2.8%	0.2%	100%
Gran Canaria	5.4%	4.8%	79.8%	7.1%	1.5%	1.4%	0.1%	100%
Tenerife	5.3%	4.0%	17.6%	61.1%	8.2%	3.4%	0.5%	100%
La Gomera	0.3%	0.0%	0.8%	19.2%	63.1%	16.6%	0.0%	100%
La Palma	1.9%	2.9%	19.6%	57.5%	0.3%	13.5%	4.2%	100%
El Hierro	0.0%	0.0%	0.0%	89.5%	0.2%	3.7%	6.7%	100%
CANARY ISLANDS	7.5%	10.4%	41.1%	30.4%	6.0%	3.9%	0.7%	100%

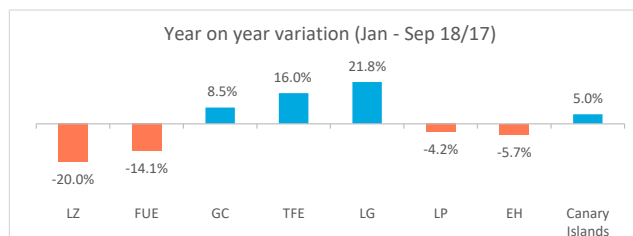
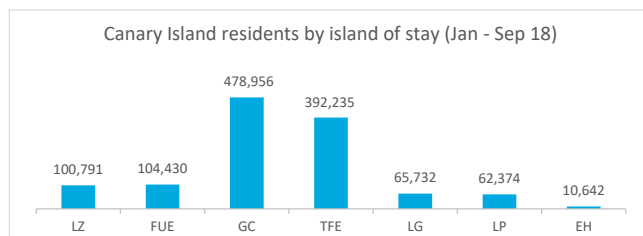
Domestic tourism

January - September 2018



Canary Islands residents staying in tourist accommodation by island of stay

	Lanzarote	Fuerteventura	Gran Canaria	Tenerife	La Gomera	La Palma	El Hierro	Canary Islands
Jan-Sep 2017	125,937	121,631	441,428	338,076	53,987	65,134	11,287	1,157,480
Jan-Sep 2018	100,791	104,430	478,956	392,235	65,732	62,374	10,642	1,215,160
% tourist of the island	45.2%	26.0%	74.4%	14.4%	54.1%	33.9%	7.3%	100%
Change, 18-17	-25,146	-17,201	37,528	54,159	11,745	-2,760	-645	57,680
Change, % 18-17	-20.0%	-14.1%	8.5%	16.0%	21.8%	-4.2%	-5.7%	5.0%



Canary Islands residents staying in tourist accommodation by island of residence and island of stay

ISLAND OF RESIDENCE	ISLAND OF STAY							
	Lanzarote	Fuerteventura	Gran Canaria	Tenerife	La Gomera	La Palma	El Hierro	CANARY ISLANDS
Lanzarote	45,538	9,504	27,886	10,737	141	3,800	216	97,822
Fuerteventura	8,856	27,146	9,926	3,229	112	2,642	50	51,961
Gran Canaria	27,182	46,990	356,498	72,823	3,868	10,211	1,456	519,028
Tenerife	16,490	18,222	56,549	247,970	24,588	17,553	6,804	388,176
La Gomera	104	29	2,328	8,221	35,541	4,486	146	50,855
La Palma	2,156	2,537	23,560	39,944	682	21,171	1,189	91,239
El Hierro	465	2	2,209	9,311	800	2,511	781	16,079
CANARY ISLANDS	100,791	104,430	478,956	392,235	65,732	62,374	10,642	1,215,160

Year on year variation: January - September 2018/2017

ISLAND OF RESIDENCE	ISLAND OF STAY							
	Lanzarote	Fuerteventura	Gran Canaria	Tenerife	La Gomera	La Palma	El Hierro	CANARY ISLANDS
Lanzarote	-24.2%	-35.0%	0.8%	75.9%	220.5%	1.1%	-40.0%	-13.2%
Fuerteventura	4.5%	-0.3%	6.5%	-42.3%	-44.8%	73.7%	-7.4%	-0.9%
Gran Canaria	-30.9%	-18.5%	15.6%	31.1%	-4.4%	-17.8%	-64.4%	7.8%
Tenerife	35.4%	-13.4%	-17.4%	20.8%	-46.9%	-54.6%	23.5%	-2.3%
La Gomera	5.1%	314.3%	9.8%	-19.9%	1628.6%	382.9%	-74.3%	217.1%
La Palma	-59.7%	140.7%	-5.5%	5.7%	-45.8%	180.0%	75.1%	16.0%
El Hierro	22.0%	-92.3%	295.9%	-46.9%	1602.1%	813.1%	2503.3%	-14.8%
CANARY ISLANDS	-20.0%	-14.1%	8.5%	16.0%	21.8%	-4.2%	-5.7%	5.0%

Canary Islands residents travelling to other islands (residents of each island are excluded)

	Lanzarote	Fuerteventura	Gran Canaria	Tenerife	La Gomera	La Palma	El Hierro	CANARY ISLANDS
Outbound tourism	52,284	24,815	162,530	140,206	15,314	70,068	15,298	480,515
Year on year variation (%)	-0.5%	-1.4%	-6.1%	-27.0%	9.5%	-1.4%	-18.8%	-12.1%
Inbound tourism	55,253	77,284	122,458	144,265	30,191	41,203	9,861	480,515
Year on year variation (%)	-16.1%	-18.1%	-8.0%	8.6%	-41.9%	-28.4%	-12.4%	-12.1%
Net balance	2,969	52,469	-40,072	4,059	14,877	-28,865	-5,437	0

Distribution by island of residence

ISLAND OF RESIDENCE	ISLAND OF STAY							
	Lanzarote	Fuerteventura	Gran Canaria	Tenerife	La Gomera	La Palma	El Hierro	CANARY ISLANDS
Lanzarote	45.2%	9.1%	5.8%	2.7%	0.2%	6.1%	2.0%	8.1%
Fuerteventura	8.8%	26.0%	2.1%	0.8%	0.2%	4.2%	0.5%	4.3%
Gran Canaria	27.0%	45.0%	74.4%	18.6%	5.9%	16.4%	13.7%	42.7%
Tenerife	16.4%	17.4%	11.8%	63.2%	37.4%	28.1%	63.9%	31.9%
La Gomera	0.1%	0.0%	0.5%	2.1%	54.1%	7.2%	1.4%	4.2%
La Palma	2.1%	2.4%	4.9%	10.2%	1.0%	33.9%	11.2%	7.5%
El Hierro	0.5%	0.0%	0.5%	2.4%	1.2%	4.0%	7.3%	1.3%
CANARY ISLANDS	100%	100%	100%	100%	100%	100%	100%	100%

Distribution by island of stay

ISLAND OF RESIDENCE	ISLAND OF STAY							
	Lanzarote	Fuerteventura	Gran Canaria	Tenerife	La Gomera	La Palma	El Hierro	CANARY ISLANDS
Lanzarote	46.6%	9.7%	28.5%	11.0%	0.1%	3.9%	0.2%	100%
Fuerteventura	17.0%	52.2%	19.1%	6.2%	0.2%	5.1%	0.1%	100%
Gran Canaria	5.2%	9.1%	68.7%	14.0%	0.7%	2.0%	0.3%	100%
Tenerife	4.2%	4.7%	14.6%	63.9%	6.3%	4.5%	1.8%	100%
La Gomera	0.2%	0.1%	4.6%	16.2%	69.9%	8.8%	0.3%	100%
La Palma	2.4%	2.8%	25.8%	43.8%	0.7%	23.2%	1.3%	100%
El Hierro	2.9%	0.0%	13.7%	57.9%	5.0%	15.6%	4.9%	100%
CANARY ISLANDS	8.3%	8.6%	39.4%	32.3%	5.4%	5.1%	0.9%	100%