

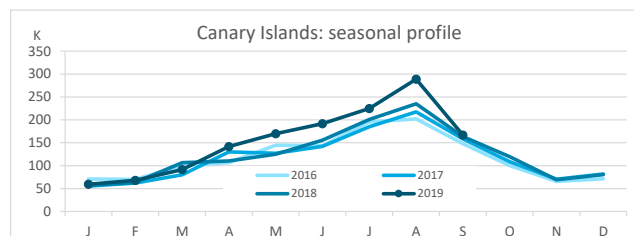
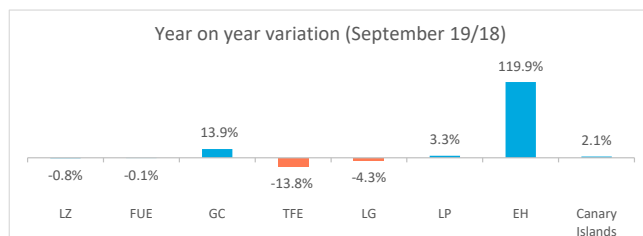
# Domestic tourism

## September 2019



### Canary Islands residents staying in tourist accommodation by island of stay

	Lanzarote	Fuerteventura	Gran Canaria	Tenerife	La Gomera	La Palma	El Hierro	Canary Islands
September 2018	12,194	16,928	66,999	50,265	9,793	6,298	1,173	163,650
September 2019	12,101	16,904	76,288	43,312	9,368	6,504	2,580	167,057
% residents in the island	31.1%	9.0%	55.6%	40.0%	1.3%	43.4%	0.0%	100%
Change, 19-18	-93	-24	9,289	-6,953	-425	206	1,407	3,407
Change, % 19-18	-0.8%	-0.1%	13.9%	-13.8%	-4.3%	3.3%	119.9%	2.1%



### Canary Islands residents staying in tourist accommodation by island of residence and island of stay

ISLAND OF RESIDENCE	ISLAND OF STAY								CANARY ISLANDS
	Lanzarote	Fuerteventura	Gran Canaria	Tenerife	La Gomera	La Palma	El Hierro		
Lanzarote	<b>3,761</b>	681	8,812	555	2	303	9	14,123	
Fuerteventura	408	<b>1,520</b>	6,027	384	9	109	0	8,457	
Gran Canaria	4,639	8,668	<b>42,448</b>	7,863	600	1,187	237	65,642	
Tenerife	2,057	4,494	17,335	<b>27,873</b>	8,461	1,990	2,290	64,500	
La Gomera	271	0	521	2,580	<b>119</b>	57	0	3,548	
La Palma	965	1,282	1,126	3,545	177	<b>2,821</b>	44	9,960	
El Hierro	0	259	19	512	0	37	<b>0</b>	827	
<b>CANARY ISLANDS</b>	<b>12,101</b>	<b>16,904</b>	<b>76,288</b>	<b>43,312</b>	<b>9,368</b>	<b>6,504</b>	<b>2,580</b>	<b>167,057</b>	

### Year on year variation: September 2019/2018

ISLAND OF RESIDENCE	ISLAND OF STAY								CANARY ISLANDS
	Lanzarote	Fuerteventura	Gran Canaria	Tenerife	La Gomera	La Palma	El Hierro		
Lanzarote	<b>-17.5%</b>	-86.7%	255.5%	-85.1%	-71.4%	170.5%	-82.0%	-12.1%	
Fuerteventura	-69.5%	<b>-76.1%</b>	379.9%	295.9%	-78.0%	-57.6%	-100.0%	-9.7%	
Gran Canaria	32.8%	179.0%	<b>-18.3%</b>	70.1%	-36.9%	26.4%	264.6%	0.8%	
Tenerife	-17.3%	137.8%	108.5%	<b>-3.4%</b>	-1.3%	25.4%	838.5%	24.1%	
La Gomera	984.0%	--	754.1%	74.0%	<b>-30.0%</b>	-95.6%	--	17.4%	
La Palma	232.8%	196.1%	-61.9%	-62.1%	284.8%	<b>38.7%</b>	-93.1%	-36.8%	
El Hierro	--	--	--	-75.8%	-100.0%	-57.5%	<b>-100.0%</b>	-65.0%	
<b>CANARY ISLANDS</b>	<b>-0.8%</b>	<b>-0.1%</b>	<b>13.9%</b>	<b>-13.8%</b>	<b>-4.3%</b>	<b>3.3%</b>	<b>119.9%</b>	<b>2.1%</b>	

### Canary Islands residents travelling to other islands (residents of each island are excluded)

	Lanzarote	Fuerteventura	Gran Canaria	Tenerife	La Gomera	La Palma	El Hierro	Canary Islands
Outbound tourism	10,362	6,937	23,194	36,627	3,429	7,139	827	88,515
Year on year variation (%)	<b>-10.0%</b>	130.7%	76.0%	58.6%	20.3%	-48.0%	-62.5%	27.2%
Inbound tourism	8,340	15,384	33,840	15,439	9,249	3,683	2,580	88,515
Year on year variation (%)	9.2%	45.6%	124.6%	<b>-27.9%</b>	<b>-3.9%</b>	<b>-13.6%</b>	154.2%	27.2%
Net balance	<b>-2,022</b>	8,447	10,646	<b>-21,188</b>	5,820	<b>-3,456</b>	1,753	0

### Distribution by island of residence

ISLAND OF RESIDENCE	ISLAND OF STAY								CANARY ISLANDS
	Lanzarote	Fuerteventura	Gran Canaria	Tenerife	La Gomera	La Palma	El Hierro		
Lanzarote	<b>31.1%</b>	4.0%	11.6%	1.3%	0.0%	4.7%	0.3%	8.5%	
Fuerteventura	3.4%	<b>9.0%</b>	7.9%	0.9%	0.1%	1.7%	0.0%	5.1%	
Gran Canaria	38.3%	51.3%	<b>55.6%</b>	18.2%	6.4%	18.3%	9.2%	39.3%	
Tenerife	17.0%	26.6%	22.7%	<b>64.4%</b>	90.3%	30.6%	88.8%	38.6%	
La Gomera	2.2%	0.0%	0.7%	6.0%	<b>1.3%</b>	0.9%	0.0%	2.1%	
La Palma	8.0%	7.6%	1.5%	8.2%	1.9%	<b>43.4%</b>	1.7%	6.0%	
El Hierro	0.0%	1.5%	0.0%	1.2%	0.0%	0.6%	<b>0.0%</b>	0.5%	
<b>CANARY ISLANDS</b>	<b>100%</b>	<b>100%</b>	<b>100%</b>	<b>100%</b>	<b>100%</b>	<b>100%</b>	<b>100%</b>	<b>100%</b>	

### Distribution by island of stay

ISLAND OF RESIDENCE	ISLAND OF STAY								CANARY ISLANDS
	Lanzarote	Fuerteventura	Gran Canaria	Tenerife	La Gomera	La Palma	El Hierro		
Lanzarote	<b>26.6%</b>	4.8%	62.4%	3.9%	0.0%	2.1%	0.1%	100%	
Fuerteventura	4.8%	<b>18.0%</b>	71.3%	4.5%	0.1%	1.3%	0.0%	100%	
Gran Canaria	7.1%	13.2%	<b>64.7%</b>	12.0%	0.9%	1.8%	0.4%	100%	
Tenerife	3.2%	7.0%	26.9%	<b>43.2%</b>	13.1%	3.1%	3.6%	100%	
La Gomera	7.6%	0.0%	14.7%	72.7%	<b>3.4%</b>	1.6%	0.0%	100%	
La Palma	9.7%	12.9%	11.3%	35.6%	1.8%	<b>28.3%</b>	0.4%	100%	
El Hierro	0.0%	31.3%	2.3%	61.9%	0.0%	4.5%	<b>0.0%</b>	100%	
<b>CANARY ISLANDS</b>	<b>7.2%</b>	<b>10.1%</b>	<b>45.7%</b>	<b>25.9%</b>	<b>5.6%</b>	<b>3.9%</b>	<b>1.5%</b>	<b>100%</b>	

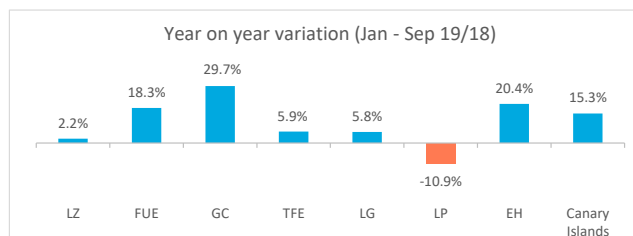
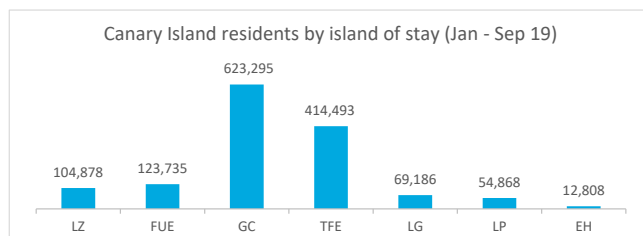
# Domestic tourism

## January - September 2019



### Canary Islands residents staying in tourist accommodation by island of stay

	Lanzarote	Fuerteventura	Gran Canaria	Tenerife	La Gomera	La Palma	El Hierro	Canary Islands
Jan-Sep 2018	102,601	104,604	480,709	391,258	65,384	61,594	10,642	1,216,792
Jan-Sep 2019	104,878	123,735	623,295	414,493	69,186	54,868	12,808	1,403,263
% tourist of the island	32.2%	13.9%	58.7%	24.4%	2.1%	41.5%	11.4%	100%
Change, 19-18	2,277	19,131	142,586	23,235	3,802	-6,726	2,166	186,471
Change, % 19-18	2.2%	18.3%	29.7%	5.9%	5.8%	-10.9%	20.4%	15.3%



### Canary Islands residents staying in tourist accommodation by island of residence and island of stay

ISLAND OF RESIDENCE	ISLAND OF STAY							
	Lanzarote	Fuerteventura	Gran Canaria	Tenerife	La Gomera	La Palma	El Hierro	CANARY ISLANDS
Lanzarote	<u>33,755</u>	7,547	42,975	5,238	56	3,838	87	93,496
Fuerteventura	7,381	<u>17,233</u>	65,897	6,098	77	1,523	151	98,360
Gran Canaria	32,854	59,849	<u>366,111</u>	51,073	3,014	6,865	1,693	521,459
Tenerife	19,740	29,143	101,146	<u>271,667</u>	63,793	18,118	8,632	512,239
La Gomera	382	118	21,703	13,410	<u>1,463</u>	1,509	215	38,800
La Palma	10,643	8,755	20,566	52,614	653	<u>22,745</u>	570	116,546
El Hierro	123	1,090	4,897	14,393	130	270	<u>1,460</u>	22,363
CANARY ISLANDS	104,878	123,735	623,295	414,493	69,186	54,868	12,808	1,403,263

### Year on year variation: January - September 2019/2018

ISLAND OF RESIDENCE	ISLAND OF STAY							
	Lanzarote	Fuerteventura	Gran Canaria	Tenerife	La Gomera	La Palma	El Hierro	CANARY ISLANDS
Lanzarote	<b>-26.2%</b>	<b>-21.3%</b>	57.3%	<b>-51.3%</b>	<b>-60.3%</b>	1.5%	<b>-59.7%</b>	<b>-4.2%</b>
Fuerteventura	<b>-18.5%</b>	<b>-38.6%</b>	569.2%	88.9%	<b>-45.4%</b>	<b>-41.1%</b>	202.0%	85.7%
Gran Canaria	18.7%	29.6%	<u>2.7%</u>	<b>-30.0%</b>	<b>-22.9%</b>	<b>-31.7%</b>	16.3%	0.5%
Tenerife	13.7%	60.0%	78.5%	<u>10.5%</u>	10.3%	5.8%	26.9%	22.0%
La Gomera	267.3%	306.9%	804.3%	53.0%	<b>-21.0%</b>	<b>-66.4%</b>	47.3%	118.2%
La Palma	393.6%	246.2%	<b>-20.9%</b>	30.5%	<b>-4.3%</b>	<u>8.0%</u>	<b>-52.1%</b>	24.1%
El Hierro	<b>-73.5%</b>	54400.0%	141.1%	53.9%	<b>-83.8%</b>	<b>-89.2%</b>	<u>86.9%</u>	40.4%
CANARY ISLANDS	2.2%	18.3%	29.7%	5.9%	5.8%	<b>-10.9%</b>	20.4%	15.3%

### Canary Islands residents travelling to other islands (residents of each island are excluded)

	Lanzarote	Fuerteventura	Gran Canaria	Tenerife	La Gomera	La Palma	El Hierro	CANARY ISLANDS
Outbound tourism	59,741	81,127	155,348	240,572	37,337	93,801	20,903	688,829
Year on year variation (%)	15.3%	225.7%	<b>-4.2%</b>	38.2%	134.4%	28.8%	38.0%	33.3%
Inbound tourism	71,123	106,502	257,184	142,826	67,723	32,123	11,348	688,829
Year on year variation (%)	25.1%	39.1%	107.0%	<b>-1.7%</b>	6.6%	<b>-20.7%</b>	15.1%	33.3%
Net balance	11,382	25,375	101,836	<b>-97,746</b>	30,386	<b>-61,678</b>	<b>-9,555</b>	0

### Distribution by island of residence

ISLAND OF RESIDENCE	ISLAND OF STAY							
	Lanzarote	Fuerteventura	Gran Canaria	Tenerife	La Gomera	La Palma	El Hierro	CANARY ISLANDS
Lanzarote	<u>32.2%</u>	6.1%	6.9%	1.3%	0.1%	7.0%	0.7%	6.7%
Fuerteventura	7.0%	<u>13.9%</u>	10.6%	1.5%	0.1%	2.8%	1.2%	7.0%
Gran Canaria	31.3%	48.4%	<u>58.7%</u>	12.3%	4.4%	12.5%	13.2%	37.2%
Tenerife	18.8%	23.6%	16.2%	<u>65.5%</u>	92.2%	33.0%	67.4%	36.5%
La Gomera	0.4%	0.1%	3.5%	3.2%	<u>2.1%</u>	2.8%	1.7%	2.8%
La Palma	10.1%	7.1%	3.3%	12.7%	0.9%	<u>41.5%</u>	4.5%	8.3%
El Hierro	0.1%	0.9%	0.8%	3.5%	0.2%	0.5%	<u>11.4%</u>	1.6%
CANARY ISLANDS	100%	100%	100%	100%	100%	100%	100%	100%

### Distribution by island of stay

ISLAND OF RESIDENCE	ISLAND OF STAY							
	Lanzarote	Fuerteventura	Gran Canaria	Tenerife	La Gomera	La Palma	El Hierro	CANARY ISLANDS
Lanzarote	<u>36.1%</u>	8.1%	46.0%	5.6%	0.1%	4.1%	0.1%	100%
Fuerteventura	7.5%	<u>17.5%</u>	67.0%	6.2%	0.1%	1.5%	0.2%	100%
Gran Canaria	6.3%	11.5%	<u>70.2%</u>	9.8%	0.6%	1.3%	0.3%	100%
Tenerife	3.9%	5.7%	19.7%	<u>53.0%</u>	12.5%	3.5%	1.7%	100%
La Gomera	1.0%	0.3%	55.9%	34.6%	<u>3.8%</u>	3.9%	0.6%	100%
La Palma	9.1%	7.5%	17.6%	45.1%	0.6%	<u>19.5%</u>	0.5%	100%
El Hierro	0.6%	4.9%	21.9%	64.4%	0.6%	1.2%	<u>6.5%</u>	100%
CANARY ISLANDS	7.5%	8.8%	44.4%	29.5%	4.9%	3.9%	0.9%	100%