

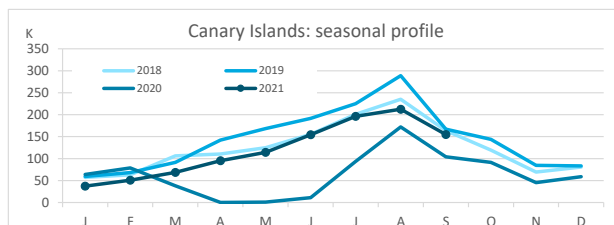
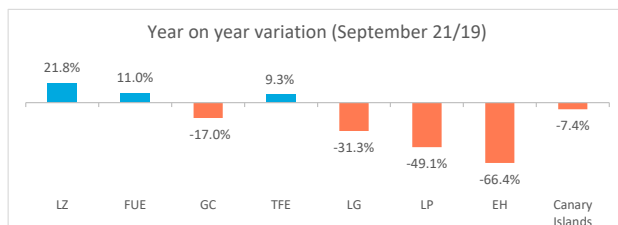
Domestic tourism

September 2021



Canary Islands residents staying in tourist accommodation by island of stay

	Lanzarote	Fuerteventura	Gran Canaria	Tenerife	La Gomera	La Palma	El Hierro	Canary Islands
September 2019	12,101	16,904	76,288	43,312	9,368	6,504	2,580	167,057
September 2021	14,736	18,763	63,300	47,358	6,437	3,311	868	154,773
% residents in the island	17.8%	36.3%	70.2%	42.8%	2.5%	51.8%	0.0%	100%
Change, 21-19	2,635	1,859	-12,988	4,046	-2,931	-3,193	-1,712	-12,284
Change, % 21-19	21.8%	11.0%	-17.0%	9.3%	-31.3%	-49.1%	-66.4%	-7.4%



Canary Islands residents staying in tourist accommodation by island of residence and island of stay

		ISLAND OF STAY								
		Lanzarote	Fuerteventura	Gran Canaria	Tenerife	La Gomera	La Palma	El Hierro	CANARY ISLANDS	
ISLAND OF RESIDENCE	Lanzarote	2,621	1,075	4,609	1,434	20	36	525	10,320	
	Fuerteventura	1,192	6,806	5,640	246	31	5	1	13,921	
	Gran Canaria	3,533	5,750	44,428	5,845	1,062	662	4	61,284	
	Tenerife	5,741	2,824	5,142	20,262	4,906	764	338	39,977	
	La Gomera	8	0	0	1,803	160	52	0	2,023	
	La Palma	1,601	2,284	2,079	14,197	215	1,714	0	22,090	
	El Hierro	40	24	1,402	3,571	43	78	0	5,158	
	CANARY ISLANDS	14,736	18,763	63,300	47,358	6,437	3,311	868	154,773	

Year on year variation: September 2021/2019

		ISLAND OF STAY								
		Lanzarote	Fuerteventura	Gran Canaria	Tenerife	La Gomera	La Palma	El Hierro	CANARY ISLANDS	
ISLAND OF RESIDENCE	Lanzarote	-30.3%	57.9%	-47.7%	158.4%	900.0%	-88.1%	5733.3%	-26.9%	
	Fuerteventura	192.2%	347.8%	-6.4%	-35.9%	244.4%	-95.4%	-	64.6%	
	Gran Canaria	-23.8%	-33.7%	4.7%	-25.7%	77.0%	-44.2%	-98.3%	-6.6%	
	Tenerife	179.1%	-37.2%	-70.3%	-27.3%	-42.0%	-61.6%	-85.2%	-38.0%	
	La Gomera	-97.0%	-	-100.0%	-30.1%	34.5%	-8.8%	-	-43.0%	
	La Palma	65.9%	78.2%	84.6%	300.5%	21.5%	-39.2%	-100.0%	121.8%	
	El Hierro	-	-90.7%	7278.9%	597.5%	-	110.8%	-	523.7%	
	CANARY ISLANDS	21.8%	11.0%	-17.0%	9.3%	-31.3%	-49.1%	-66.4%	-7.4%	

Canary Islands residents travelling to other islands (residents of each island are excluded)

	Lanzarote	Fuerteventura	Gran Canaria	Tenerife	La Gomera	La Palma	El Hierro	CANARY ISLANDS
Outbound tourism	7,699	7,115	16,856	19,715	1,863	20,376	5,158	78,782
Year on year variation (%)	-25.7%	2.6%	-27.3%	-46.2%	-45.7%	185.4%	523.7%	-11.0%
Inbound tourism	12,115	11,957	18,872	27,096	6,277	1,597	868	78,782
Year on year variation (%)	45.3%	-22.3%	-44.2%	75.5%	-32.1%	-56.6%	-66.4%	-11.0%
Net balance	4,416	4,842	2,016	7,381	4,414	-18,779	-4,290	0

Distribution by island of residence

		ISLAND OF STAY								
		Lanzarote	Fuerteventura	Gran Canaria	Tenerife	La Gomera	La Palma	El Hierro	CANARY ISLANDS	
ISLAND OF RESIDENCE	Lanzarote	17.8%	5.7%	7.3%	3.0%	0.3%	1.1%	60.5%	6.7%	
	Fuerteventura	8.1%	36.3%	8.9%	0.5%	0.5%	0.2%	0.1%	9.0%	
	Gran Canaria	24.0%	30.6%	70.2%	12.3%	16.5%	20.0%	0.5%	39.6%	
	Tenerife	39.0%	15.1%	8.1%	42.8%	76.2%	23.1%	38.9%	25.8%	
	La Gomera	0.1%	0.0%	0.0%	3.8%	2.5%	1.6%	0.0%	1.3%	
	La Palma	10.9%	12.2%	3.3%	30.0%	3.3%	51.8%	0.0%	14.3%	
	El Hierro	0.3%	0.1%	2.2%	7.5%	0.7%	2.4%	0.0%	3.3%	
	CANARY ISLANDS	100%	100%	100%	100%	100%	100%	100%	100%	

Distribution by island of stay

		ISLAND OF STAY								
		Lanzarote	Fuerteventura	Gran Canaria	Tenerife	La Gomera	La Palma	El Hierro	CANARY ISLANDS	
ISLAND OF RESIDENCE	Lanzarote	25.4%	10.4%	44.7%	13.9%	0.2%	0.3%	5.1%	100%	
	Fuerteventura	8.6%	48.9%	40.5%	1.8%	0.2%	0.0%	0.0%	100%	
	Gran Canaria	5.8%	9.4%	72.5%	9.5%	1.7%	1.1%	0.0%	100%	
	Tenerife	14.4%	7.1%	12.9%	50.7%	12.3%	1.9%	0.8%	100%	
	La Gomera	0.4%	0.0%	0.0%	89.1%	7.9%	2.6%	0.0%	100%	
	La Palma	7.2%	10.3%	9.4%	64.3%	1.0%	7.8%	0.0%	100%	
	El Hierro	0.8%	0.5%	27.2%	69.2%	0.8%	1.5%	0.0%	100%	
	CANARY ISLANDS	9.5%	12.1%	40.9%	30.6%	4.2%	2.1%	0.6%	100%	

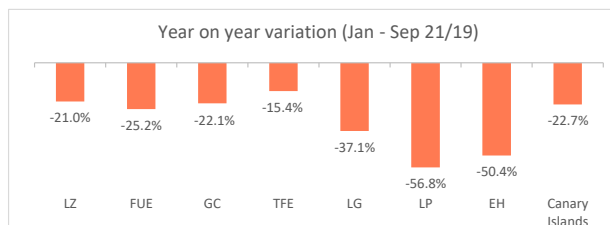
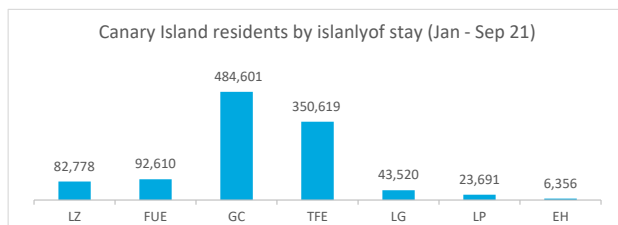
Domestic tourism

January - September 2021



Canary Islands residents staying in tourist accommodation by island of stay

	Lanzarote	Fuerteventura	Gran Canaria	Tenerife	La Gomera	La Palma	El Hierro	Canary Islands
Jan-Sep 2019	104,827	123,735	621,839	414,493	69,186	54,868	12,808	1,401,756
Jan-Sep 2021	82,778	92,610	484,601	350,619	43,520	23,691	6,356	1,084,175
% tourist of the island	26.8%	28.6%	59.3%	57.6%	3.3%	45.2%	9.3%	100%
Change, 21-19	-22,049	-31,125	-137,238	-63,874	-25,666	-31,177	-6,452	-317,581
Change, % 21-19	-21.0%	-25.2%	-22.1%	-15.4%	-37.1%	-56.8%	-50.4%	-22.7%



Canary Islands residents staying in tourist accommodation by island of residence and island of stay

ISLAND OF RESIDENCE	ISLAND OF STAY								CANARY ISLANDS
	Lanzarote	Fuerteventura	Gran Canaria	Tenerife	La Gomera	La Palma	El Hierro		
Lanzarote	22,203	7,366	46,125	12,205	214	346	535		88,994
Fuerteventura	6,611	26,511	34,475	2,569	445	692	6		71,309
Gran Canaria	19,601	28,609	287,379	29,209	4,325	4,770	941		374,834
Tenerife	28,290	12,485	73,100	201,889	36,423	5,556	3,604		361,347
La Gomera	484	135	4,268	7,555	1,445	1,121	0		15,008
La Palma	4,997	17,132	35,507	85,954	460	10,704	682		155,436
El Hierro	592	372	3,747	11,238	208	502	588		17,247
CANARY ISLANDS	82,778	92,610	484,601	350,619	43,520	23,691	6,356		1,084,175

Year on year variation: January - September 2021/2019

ISLAND OF RESIDENCE	ISLAND OF STAY								CANARY ISLANDS
	Lanzarote	Fuerteventura	Gran Canaria	Tenerife	La Gomera	La Palma	El Hierro		
Lanzarote	-34.2%	-2.4%	7.3%	133.0%	282.1%	-91.0%	514.9%		-4.8%
Fuerteventura	-10.4%	53.8%	-47.7%	-57.9%	477.9%	-54.6%	-96.0%		-27.5%
Gran Canaria	-40.3%	-52.2%	-21.5%	-42.8%	43.5%	-30.5%	-44.4%		-28.1%
Tenerife	43.5%	-57.2%	-26.7%	-25.7%	-42.9%	-69.3%	-58.2%		-29.3%
La Gomera	26.7%	14.4%	-80.3%	-43.7%	-1.2%	-25.7%	-100.0%		-61.3%
La Palma	-53.0%	95.7%	72.6%	63.4%	-29.6%	-52.9%	19.6%		33.4%
El Hierro	381.3%	-65.9%	-23.5%	-21.9%	60.0%	85.9%	-59.7%		-22.9%
CANARY ISLANDS	-21.0%	-25.2%	-22.1%	-15.4%	-37.1%	-56.8%	-50.4%		-22.7%

Canary Islands residents travelling to other islands (residents of each island are excluded)

	Lanzarote	Fuerteventura	Gran Canaria	Tenerife	La Gomera	La Palma	El Hierro	Canary Islands
Outbound tourism	66,791	44,798	87,455	159,458	13,563	144,732	16,659	533,456
Year on year variation (%)	11.8%	-44.8%	-43.7%	-33.3%	-63.7%	54.3%	-20.3%	-22.4%
Inbound tourism	60,575	66,099	197,222	148,730	42,075	12,987	5,768	533,456
Year on year variation (%)	-14.8%	-37.9%	-22.9%	4.1%	-37.9%	-59.6%	-49.2%	-22.4%
Net balance	-6,216	21,301	109,767	-10,728	28,512	-131,745	-10,891	0

Distribution by island of residence

ISLAND OF RESIDENCE	ISLAND OF STAY								CANARY ISLANDS
	Lanzarote	Fuerteventura	Gran Canaria	Tenerife	La Gomera	La Palma	El Hierro		
Lanzarote	26.8%	8.0%	9.5%	3.5%	0.5%	1.5%	8.4%		8.2%
Fuerteventura	8.0%	28.6%	7.1%	0.7%	1.0%	2.9%	0.1%		6.6%
Gran Canaria	23.7%	30.9%	59.3%	8.3%	9.9%	20.1%	14.8%		34.6%
Tenerife	34.2%	13.5%	15.1%	57.6%	83.7%	23.5%	56.7%		33.3%
La Gomera	0.6%	0.1%	0.9%	2.2%	3.3%	4.7%	0.0%		1.4%
La Palma	6.0%	18.5%	7.3%	24.5%	1.1%	45.2%	10.7%		14.3%
El Hierro	0.7%	0.4%	0.8%	3.2%	0.5%	2.1%	9.3%		1.6%
CANARY ISLANDS	100%	100%	100%	100%	100%	100%	100%		100%

Distribution by island of stay

ISLAND OF RESIDENCE	ISLAND OF STAY								CANARY ISLANDS
	Lanzarote	Fuerteventura	Gran Canaria	Tenerife	La Gomera	La Palma	El Hierro		
Lanzarote	24.9%	8.3%	51.8%	13.7%	0.2%	0.4%	0.6%		100%
Fuerteventura	9.3%	37.2%	48.3%	3.6%	0.6%	1.0%	0.0%		100%
Gran Canaria	5.2%	7.6%	76.7%	7.8%	1.2%	1.3%	0.3%		100%
Tenerife	7.8%	3.5%	20.2%	55.9%	10.1%	1.5%	1.0%		100%
La Gomera	3.2%	0.9%	28.4%	50.3%	9.6%	7.5%	0.0%		100%
La Palma	3.2%	11.0%	22.8%	55.3%	0.3%	6.9%	0.4%		100%
El Hierro	3.4%	2.2%	21.7%	65.2%	1.2%	2.9%	3.4%		100%
CANARY ISLANDS	7.6%	8.5%	44.7%	32.3%	4.0%	2.2%	0.6%		100%