

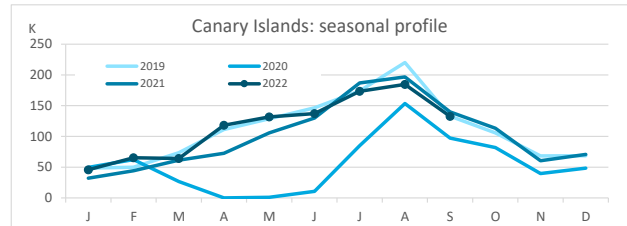
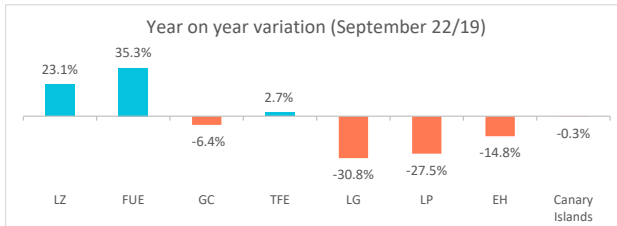
Domestic tourism

September 2022



Canary Islands residents staying in tourist accommodation by island of stay

	Lanzarote	Fuerteventura	Gran Canaria	Tenerife	La Gomera	La Palma	El Hierro	Canary Islands
September 2019	9,558	12,722	57,933	36,645	8,496	5,052	2,474	132,880
September 2022	11,768	17,213	54,223	37,641	5,883	3,662	2,109	132,499
% residents in the island	11.0%	17.0%	60.6%	49.6%	9.6%	32.0%	0.0%	100%
Change, 22-19	2,210	4,491	-3,710	996	-2,613	-1,390	-365	-381
Change, % 22-19	23.1%	35.3%	-6.4%	2.7%	-30.8%	-27.5%	-14.8%	-0.3%



Canary Islands residents staying in tourist accommodation by island of residence and island of stay

ISLAND OF RESIDENCE	ISLAND OF STAY								CANARY ISLANDS
	Lanzarote	Fuerteventura	Gran Canaria	Tenerife	La Gomera	La Palma	El Hierro		
Lanzarote	1,295	759	2,207	1,364	17	67	201	5,910	
Fuerteventura	1,867	2,925	8,479	423	6	65	2	13,767	
Gran Canaria	4,093	7,438	32,869	5,529	816	980	389	52,114	
Tenerife	3,297	3,957	8,261	18,687	4,394	1,044	288	39,928	
La Gomera	26	0	102	840	566	282	9	1,825	
La Palma	1,190	2,134	2,273	9,870	73	1,172	1,220	17,932	
El Hierro	0	0	32	928	11	52	0	1,023	
CANARY ISLANDS	11,768	17,213	54,223	37,641	5,883	3,662	2,109	132,499	

Year on year variation: September 2022/2019

ISLAND OF RESIDENCE	ISLAND OF STAY								CANARY ISLANDS
	Lanzarote	Fuerteventura	Gran Canaria	Tenerife	La Gomera	La Palma	El Hierro		
Lanzarote	-58.2%	39.5%	-63.5%	205.1%	750.0%	-75.7%	2133.3%	-43.2%	
Fuerteventura	435.0%	156.8%	188.4%	36.0%	-25.0%	-34.3%	-	184.1%	
Gran Canaria	11.0%	15.5%	-9.0%	-20.0%	85.5%	0.9%	80.9%	-4.8%	
Tenerife	110.0%	15.0%	-26.8%	-20.4%	-43.8%	-33.1%	-87.0%	-22.3%	
La Gomera	-72.3%	-	-85.4%	-54.2%	1104.3%	452.9%	-	-33.0%	
La Palma	56.0%	103.4%	169.3%	210.1%	-58.0%	-43.8%	2950.0%	120.3%	
El Hierro	-	-100.0%	88.2%	92.9%	-	420.0%	-	66.1%	
CANARY ISLANDS	23.1%	35.3%	-6.4%	2.7%	-30.8%	-27.5%	-14.8%	-0.3%	

Canary Islands residents travelling to other islands (residents of each island are excluded)

	Lanzarote	Fuerteventura	Gran Canaria	Tenerife	La Gomera	La Palma	El Hierro	Canary Islands
Outbound tourism	4,615	10,842	19,245	21,241	1,259	16,760	1,023	74,985
Year on year variation (%)	-36.9%	192.5%	3.1%	-23.9%	-53.0%	176.9%	66.1%	12.0%
Inbound tourism	10,473	14,288	21,354	18,954	5,317	2,490	2,109	74,985
Year on year variation (%)	62.1%	23.4%	-2.2%	44.0%	-37.1%	-16.1%	-14.8%	12.0%
Net balance	5,858	3,446	2,109	-2,287	4,058	-14,270	1,086	0

Distribution by island of residence

ISLAND OF RESIDENCE	ISLAND OF STAY								CANARY ISLANDS
	Lanzarote	Fuerteventura	Gran Canaria	Tenerife	La Gomera	La Palma	El Hierro		
Lanzarote	11.0%	4.4%	4.1%	3.6%	0.3%	1.8%	9.5%	4.5%	
Fuerteventura	15.9%	17.0%	15.6%	1.1%	0.1%	1.8%	0.1%	10.4%	
Gran Canaria	34.8%	43.2%	60.6%	14.7%	13.9%	26.8%	18.4%	39.3%	
Tenerife	28.0%	23.0%	15.2%	49.6%	74.7%	28.5%	13.7%	30.1%	
La Gomera	0.2%	0.0%	0.2%	2.2%	9.6%	7.7%	0.4%	1.4%	
La Palma	10.1%	12.4%	4.2%	26.2%	1.2%	32.0%	57.8%	13.5%	
El Hierro	0.0%	0.0%	0.1%	2.5%	0.2%	1.4%	0.0%	0.8%	
CANARY ISLANDS	100%	100%	100%	100%	100%	100%	100%	100%	

Distribution by island of stay

ISLAND OF RESIDENCE	ISLAND OF STAY								CANARY ISLANDS
	Lanzarote	Fuerteventura	Gran Canaria	Tenerife	La Gomera	La Palma	El Hierro		
Lanzarote	21.9%	12.8%	37.3%	23.1%	0.3%	1.1%	3.4%	100%	
Fuerteventura	13.6%	21.2%	61.6%	3.1%	0.0%	0.5%	0.0%	100%	
Gran Canaria	7.9%	14.3%	63.1%	10.6%	1.6%	1.9%	0.7%	100%	
Tenerife	8.3%	9.9%	20.7%	46.8%	11.0%	2.6%	0.7%	100%	
La Gomera	1.4%	0.0%	5.6%	46.0%	31.0%	15.5%	0.5%	100%	
La Palma	6.6%	11.9%	12.7%	55.0%	0.4%	6.5%	6.8%	100%	
El Hierro	0.0%	0.0%	3.1%	90.7%	1.1%	5.1%	0.0%	100%	
CANARY ISLANDS	8.9%	13.0%	40.9%	28.4%	4.4%	2.8%	1.6%	100%	

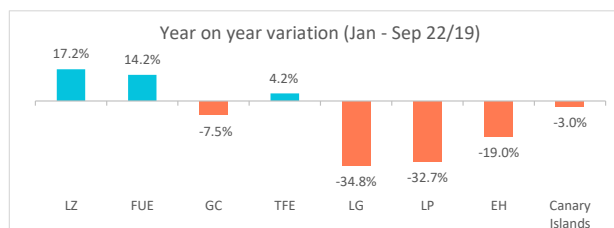
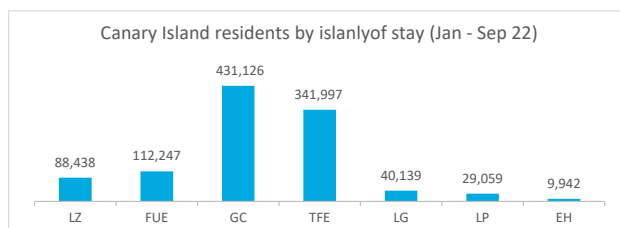
Domestic tourism

January - September 2022



Canary Islands residents staying in tourist accommodation by island of stay

	Lanzarote	Fuerteventura	Gran Canaria	Tenerife	La Gomera	La Palma	El Hierro	Canary Islands
Jan-Sep 2019	75,454	98,280	466,142	328,320	61,554	43,200	12,280	1,085,230
Jan-Sep 2022	88,438	112,247	431,126	341,997	40,139	29,059	9,942	1,052,948
% tourist of the island	22.2%	16.6%	61.2%	50.0%	7.2%	35.6%	1.0%	100%
Change, 22-19	12,984	13,967	-35,016	13,677	-21,415	-14,141	-2,338	-32,282
Change, % 22-19	17.2%	14.2%	-7.5%	4.2%	-34.8%	-32.7%	-19.0%	-3.0%



Canary Islands residents staying in tourist accommodation by island of residence and island of stay

ISLAND OF RESIDENCE	ISLAND OF STAY							
	Lanzarote	Fuerteventura	Gran Canaria	Tenerife	La Gomera	La Palma	El Hierro	CANARY ISLANDS
Lanzarote	19,591	10,979	38,166	16,041	85	507	228	85,597
Fuerteventura	8,701	18,663	38,388	8,017	21	606	670	75,066
Gran Canaria	23,616	50,538	263,687	47,445	4,736	6,968	1,967	398,957
Tenerife	29,751	19,178	69,544	170,837	31,762	8,455	3,402	332,929
La Gomera	119	97	2,195	12,975	2,882	988	222	19,478
La Palma	6,651	12,440	18,265	78,769	585	10,352	3,350	130,412
El Hierro	9	352	881	7,913	68	1,183	103	10,509
CANARY ISLANDS	88,438	112,247	431,126	341,997	40,139	29,059	9,942	1,052,948

Year on year variation: January - September 2022/2019

ISLAND OF RESIDENCE	ISLAND OF STAY							
	Lanzarote	Fuerteventura	Gran Canaria	Tenerife	La Gomera	La Palma	El Hierro	CANARY ISLANDS
Lanzarote	-18.4%	89.5%	17.7%	273.3%	66.7%	-82.7%	200.0%	23.0%
Fuerteventura	95.9%	44.7%	-15.0%	65.2%	-61.1%	-42.8%	371.8%	9.4%
Gran Canaria	-4.1%	3.2%	-8.3%	7.3%	114.0%	14.3%	24.8%	-3.9%
Tenerife	106.3%	-13.9%	-2.4%	-17.2%	-44.6%	-38.2%	-59.0%	-15.4%
La Gomera	-12.5%	16.9%	-84.5%	9.7%	142.6%	-3.9%	28.3%	-31.9%
La Palma	-14.0%	65.7%	51.7%	77.0%	-2.0%	-43.2%	536.9%	43.1%
El Hierro	-90.7%	-54.1%	-75.1%	-36.1%	-13.9%	564.6%	-93.1%	-43.3%
CANARY ISLANDS	17.2%	14.2%	-7.5%	4.2%	-34.8%	-32.7%	-19.0%	-3.0%

Canary Islands residents travelling to other islands (residents of each island are excluded)

	Lanzarote	Fuerteventura	Gran Canaria	Tenerife	La Gomera	La Palma	El Hierro	CANARY ISLANDS
Outbound tourism	66,006	56,403	135,270	162,092	16,596	120,060	10,406	566,833
Year on year variation (%)	44.8%	1.2%	6.0%	-13.4%	-39.5%	64.7%	-38.9%	6.2%
Inbound tourism	68,847	93,584	167,439	171,160	37,257	18,707	9,839	566,833
Year on year variation (%)	33.8%	9.6%	-6.2%	40.2%	-38.3%	-25.1%	-8.8%	6.2%
Net balance	2,841	37,181	32,169	9,068	20,661	-101,353	-567	0

Distribution by island of residence

ISLAND OF RESIDENCE	ISLAND OF STAY							
	Lanzarote	Fuerteventura	Gran Canaria	Tenerife	La Gomera	La Palma	El Hierro	CANARY ISLANDS
Lanzarote	22.2%	9.8%	8.9%	4.7%	0.2%	1.7%	2.3%	8.1%
Fuerteventura	9.8%	16.6%	8.9%	2.3%	0.1%	2.1%	6.7%	7.1%
Gran Canaria	26.7%	45.0%	61.2%	13.9%	11.8%	24.0%	19.8%	37.9%
Tenerife	33.6%	17.1%	16.1%	50.0%	79.1%	29.1%	34.2%	31.6%
La Gomera	0.1%	0.1%	0.5%	3.8%	7.2%	3.4%	2.2%	1.8%
La Palma	7.5%	11.1%	4.2%	23.0%	1.5%	35.6%	33.7%	12.4%
El Hierro	0.0%	0.3%	0.2%	2.3%	0.2%	4.1%	1.0%	1.0%
CANARY ISLANDS	100%	100%	100%	100%	100%	100%	100%	100%

Distribution by island of stay

ISLAND OF RESIDENCE	ISLAND OF STAY							
	Lanzarote	Fuerteventura	Gran Canaria	Tenerife	La Gomera	La Palma	El Hierro	CANARY ISLANDS
Lanzarote	22.9%	12.8%	44.6%	18.7%	0.1%	0.6%	0.3%	100%
Fuerteventura	11.6%	24.9%	51.1%	10.7%	0.0%	0.8%	0.9%	100%
Gran Canaria	5.9%	12.7%	66.1%	11.9%	1.2%	1.7%	0.5%	100%
Tenerife	8.9%	5.8%	20.9%	51.3%	9.5%	2.5%	1.0%	100%
La Gomera	0.6%	0.5%	11.3%	66.6%	14.8%	5.1%	1.1%	100%
La Palma	5.1%	9.5%	14.0%	60.4%	0.4%	7.9%	2.6%	100%
El Hierro	0.1%	3.3%	8.4%	75.3%	0.6%	11.3%	1.0%	100%
CANARY ISLANDS	8.4%	10.7%	40.9%	32.5%	3.8%	2.8%	0.9%	100%