
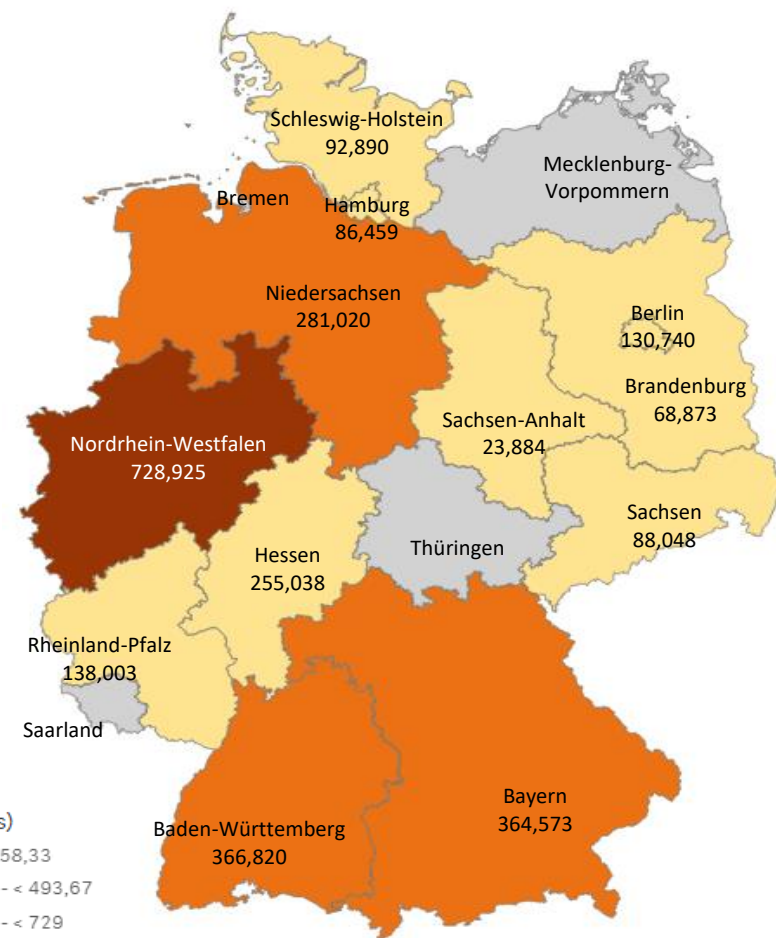
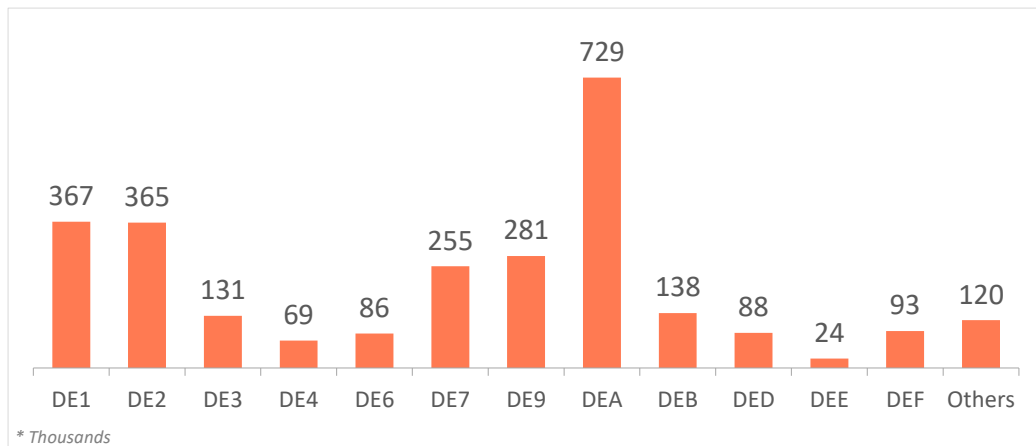


Tourist arrivals by source region Germany (2018)



CANARY ISLANDS: tourist arrivals by source region (NUTS1)



Code	Region (NUTS1)	Main cities	Weight
DE1	Baden-Württemberg	Stuttgart, Karlsruhe and Mannheim	13.4%
DE2	Bayern	München, Nürnberg and Augsburg	13.3%
DE3	Berlin	Berlin	4.8%
DE4	Brandenburg	Postdam and Cottbus	2.5%
DE6	Hamburg	Hamburg	3.1%
DE7	Hessen	Frankfurt and Wiesbaden	9.3%
DE9	Niedersachsen	Hannover	10.2%
DEA	Nordrhein-Westfalen	Düsseldorf, Köln, Dortmund and Essen	26.6%
DEB	Rheinland-Pfalz	Koblenz and Kaiserslautern	5.0%
DED	Sachsen	Dresden and Leipzig	3.2%
DEE	Sachsen-Anhalt	Magdeburg	0.9%
DEF	Schleswig-Holstein	Kiel and Lübeck	3.4%
Others	Mecklenburg-Vorpommern, Saarland, Bremen and Thüringen and Erfurt	Rostock, Saarbrücken, Bremen	4.4%

Tourists (thousands)

- 23 - < 258,33
- 258,33 - < 493,67
- 493,67 - < 729

Source: ISTAC (Encuesta sobre el Gasto Turístico).
 Note: Tourist arrivals for grey shaded regions could not be determined because they are included in "Others".